




SPTOOLS.EU




> CATALOGUE







THE **AUSTRALIAN** TOOL COMPANY TAKING  
**QUALITY** TOOLS TO THE WORLD





# QUICK PRODUCT GUIDE

01	STORAGE SOLUTIONS	10	●
02	TOOL KITS	46	●
03	SOCKETS & ACCESSORIES	132	●
04	IMPACT SOCKETS & ACCESSORIES	160	●
05	SPANNERS & SHIFTERS	174	●
06	SCREWDRIVERS, HEX KEYS & BIT SETS	198	●
07	PLIERS & CUTTERS	214	●
08	STRIKING, CUTTING & FASTENING	226	●
09	SPECIALITY TOOLS	238	●
10	CORDLESS TOOLS	302	●
11	AIR TOOLS	318	●
12	WARRANTY INFORMATION	331	●



# #SUCCESS IS BUILT WITH SP TOOLS

There is a reason why our motto is “Success is built with SP Tools”. Since 1973, SP Tools has been making a difference for technicians all over the world with its passion, innovation and quality. Clever technical details, a complete assortment and a sporty look are typical SP Tools. SP Tools supplies all kinds of tools: hand tools, air and cordless tools, tool cabinets, workbenches and also special tools for the automotive, industrial, truck & trailer, heavy duty and agri sectors.

We want to make and keep our tools accessible to everyone. Realistic pricing is in the DNA of SP Tools, but without compromising on quality. Anyone who has already worked with SP Tools will understand what we mean. Besides accessibility, service is also a high priority at SP Tools. For example, all hand tools are covered by a lifetime warranty. All service is in-house and, in addition to the convenience of a 1 point contact, repairs are also handled quicker, so work faster and more efficiently.

SP Tools is a professional tool company that produces hand tools and tool boxes that meet and exceed the expectations of tradespersons across the globe. With a team of dedicated professionals, we strive to innovate tools and tool storage that keeps pace with an ever changing automotive and industrial landscape.

SP Tools is found in world leading race shops, dealerships, workshops and home garages that require the very best quality tools. With distribution in over 50 countries worldwide you too can own the very best... SP Tools








**BECOME PART OF THE  
FASTEST GROWING  
TOOL COMPANY  
IN THE WORLD!**

**INTERESTED IN BEING A DISTRIBUTOR FOR  
A COUNTRY OR REGION? PLEASE CONTACT  
ONE OF OUR COLLEAGUES ABOUT THE  
OPPORTUNITIES!**





# TESTIMONIALS



"SP Tools have a range of solutions for our entire Supercars race team, from workshop compressed air, right up to the race guns we use to be the best in pitlane. They have the full range that we could possibly need and they are always there, pushing for the top performance from their products."


Matt Stone - Matt Stone Racing

"If you want quality and a huge diverse range of equipment, you can't look past SP Tools. I have been using their products for numerous years now both in the workshop, at the race track or in the shed at home. In our sport, every second counts. Using the SP cordless products opens up our teams capabilities to a whole new level, both during the races and in the pits while servicing the Supercar. I feel very honoured to be able to associate myself with such a professional and Australian proud brand."

Todd Hazelwood - Matt Stone Supercar Driver

At Skinny's Social, the members of all ability levels use SP tools to work on their motorbikes. With a basic top box kit in every work bay and more specialty tools in the roll cabs our members are never without the right tool for the job. SP Tools have proven themselves able to hold up to any challenge our members throw at them."

Alex Kelly - CEO - Skinny Garage



"We use our SP Tools USA Sumo at all race meetings due to its transportation ease - with its heavy duty castors it makes it quicker and easier to pack up and down. We greatly appreciate SP Tools' support in Australian Motorsport as a sponsor and the versatility of their tools to allow us to do our jobs at an elite level."

Ben Jenkins - Race Engineer / Team Manager – Earl Bamber Motorsport

"Coming from a background of Freestyle Motocross the amount of trust you put on your bike couldn't be possible without the right tools. SP Tools was probably the only thing I could rely on in my most recent stint of the finke dessert race on my XR600"

Matthew McFerran - Freestyle Motorcross Rider

"I love our SP custom series toolkit as it helps keep our tools organised in the workshop and at the race track as well as being full of great quality, durable tools. Our 12v Mechanics Power Wrench kit is perfect for a lot of the small general work we do on our race cars and just a handy kit to have."

Brayden Willmington Motorsports



"It's great to have SP Tools on board as the official partner of our karting Australian championships. The partnership showcases SP Tools supports from the grass roots level of motorsport with the junior sprockets program all the way through to the national championships and of course their involvement within the Supercars".

Kelvin O'Reilly  
CEO - Karting Australia

"The demands on brakes for the Bathurst 1000 are extremely high, so much that we are mandated to change them. Removing the Caliper, changing the rotor, refitting a fresh Caliper with new pads, all done in a 30 second pit stop. The only tool that we trust to do this is a SP Cordless 12v Impact Wrench."

Team Manager - CoolDrive Racing



"Keeping our workshop organised is a huge priority. SP tools storage solutions and tool kits make sure that whenever a client walks into our shop, they see a tidy, well organised shop floor.

Their precision digital torque wrenches are a favourite of ours. Making sure when our bikes hit the road, we can count on the critical fasteners being in spec."

Tom Gilroy  
Purpose Built Moto



"From the garage to the Track, SP Tools has provided us with the best tools for all types of applications from Compressors to place air in our tyres to pressure washers to wash down our trailer after an event. The mechanics love the SP Tools hand and power tools for our quick turn around times when at race meets."

Tim Farrell  
Australian Sprintcar Racer

"SP Tools are a vital part of our racing. The large range of high-quality tools make maintenance on our car much faster and easier, which allows us to be organised and leads to on-track success and great overall presentation. Plus, there's never been a better time to support an Australian owned brand than now!"

Jack Bell  
Formula 500 Racer

"After spending 23 years of my life racing in all parts of the world. I have seen all types of tools. And i'm really impressed with the SP Tools range. One tool the sticks out in my mind is the small digital torque wrench. As a professional motorcycle rider I feel every small change to the settings, and part of setting up a good consistent feeling motorcycle can come down to how tight you tighten each bolt and the SP digital torque wrench helps us archive it. That and many of tools like it in our Sumo sized tool box helps keeps my Australian Super Bike a consistent feeling motorcycle to race with.

Anthony West  
Professional Superbike Rider





# 01

# STORAGE SOLUTIONS

YOUR TOOLS ARE AN ASSET AND KEEPING THEM IN GOOD CONDITION REQUIRES HIGH QUALITY TOOL STORAGE, SP TOOLS OFFERS YOU A RANGE OF STORAGE SOLUTIONS OF TOP CHESTS, ROLLER CABINETS (BOTH STANDARD AND WIDE BODY), INTERMEDIATE STACKER BOXES, SIDE CABINETS, TOOL/SERVICE TROLLEYS, FIELD SERVICE BOXES, TOOL BAGS, STORAGE CASES AND MUCH MORE.

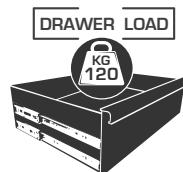
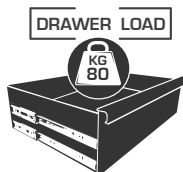
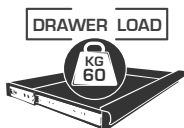
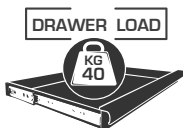
## EXTREME DRAWER LOAD RATING

TRUSTED QUALITY FOR STRENGTH AND DURABILITY

SP's range of tool boxes and roller cabinets are capable of carrying a substantially large weight load. The strength lies in our high quality, heavy duty 28 ball bearing drawer slides - Built to withstand the toughest environments.

All standard size drawers are fitted with a single set of drawer slides, each capable of supporting a load rating between 40 & 60kg, depending on the series of tool box or roll cab.

Select deep drawers are fitted with two sets of drawer slides, thus increasing the load rating to a massive 80 or 120kg (Series dependant).











# TECH SERIES

**DUAL GAS STRUT LID STAYS**

**SIDE STORAGE COMPARTMENTS**  
Suitable for aerosol cans

**PAPER TOWEL HOLDER**

**DUAL FUNCTION SIDE STORAGE COMPARTMENT**

**HEAVY DUTY CASTORS**  
2x Swivel & Lockable

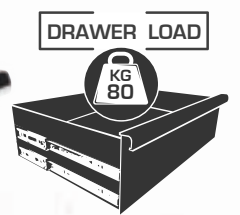
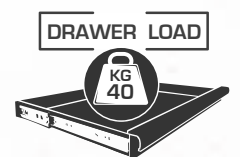
**DOG BONE FRAME**  
Unique frame design offers maximum rigidity

**cliklok**  
Drawer locking system ensures drawers stay closed and secure

**HEAVY DUTY FULL EXTENSION DRAWERS**

**CORNER PROTECTION**

**SOFT CLOSE DRAWERS**



## TECH SERIES

**25% THICKER STEEL**

**DOG BONE FRAME**

**FULL DRAWER EXTENSION**

**SOFT CLOSE**

**DUAL LAYER POWDER COAT**

**SECURE LOCK**



## TECH SERIES TOOL BOXES & ROLLER CABINETS



### TECH SERIES TOOL BOX 7 DRAWER

730W x 480D x 507H (mm)

- 25% thicker steel dog bone style frame construction offers maximum rigidity
- Dual gas strut lid stays
- Soft Close Drawers with heavy duty full extension ball bearing drawer slides
- SP Cliklok drawer locking system ensures drawers stay closed and secure
- Internal locking system for extra security
- Side storage compartments suitable for aerosol cans
- Corner protection
- Drawer load weight: 40Kg

Drawer Dimensions:

- 3x Drawers: 170w x 405d x 54h
- 2x Drawers: 570w x 405d x 54h
- 2x Drawers: 570w x 405d x 83h

**SP42205D** DIAMOND BLACK



### TECH SERIES ROLLER CABINET 9 DRAWER

745W x 480D x 870H (mm)  
(1030H WITH CASTORS)

- 25% thicker steel dog bone style frame construction offers maximum rigidity
- Soft Close Drawers with heavy duty full extension ball bearing drawer slides
- SP Cliklok drawer locking system ensures drawers stay closed and secure
- Stainless steel worktop
- Internal locking system for extra security
- Side storage compartments suitable for aerosol cans
- Corner protection.
- Heavy duty castors - 2x lockable swivel
- Paper towel holder
- Side storage compartment/bin
- Drawer load weight: 40Kg
- Bottom drawer load weight: 80Kg

Drawer Dimensions:

- 6x Drawers: 570w x 405d x 54h
- 2x Drawers: 570w x 405d x 112h
- 1x Drawer: 570w x 405d x 170h

**SP42255D** DIAMOND BLACK

**SP42255DBL** DIAMOND BLACK / BLUE HANDLES

**SP42255DRE** DIAMOND BLACK / RED HANDLES



### STACKABLE STORAGE

SP makes it easy to expand your tool kits storage as the time comes. These Tool Boxes and roller cabs can be stacked together.

Combined Dimensions:

- 745w x 480d x 1390h  
(1520h with castors)



## TECH SERIES

## WIDE SERIES

### DOG BONE FRAME

Unique frame design offers maximum rigidity



Drawer locking system ensures drawers stay closed and secure

STAINLESS STEEL WORK TOP

SOFT CLOSE DRAWERS

POWER TOOL CUPBOARD

### SIDE STORAGE COMPARTMENTS

Suitable for aerosol cans

CORNER PROTECTION

### DEEP TOP DRAWER

Full Length

PAPER TOWEL HOLDER

### DRAWER LOAD

KG 40

### DRAWER LOAD

KG 80

DUAL FUNCTION SIDE STORAGE COMPARTMENT

HEAVY DUTY FULL EXTENSION DRAWERS

HEAVY DUTY CASTORS

2x Swivel & Lockable



**25%**  
THICKER STEEL

**DOG BONE FRAME**

**FULL DRAWER EXTENSION**

**SOFT CLOSE**

**DUAL LAYER POWDER COAT**

**SECURE LOCK**

**TECH SERIES**



## TECH SERIES WIDE TOOL BOXES & ROLLER CABINETS



### TECH SERIES TOOL BOX WITH POWER TOOL CUPBOARD 5 DRAWER

1140W x 480D x 477H (mm)

- 25% thicker steel dog bone style frame construction offers maximum rigidity
- Stainless steel work top
- Soft Close drawers with heavy duty full extension ball bearing drawer slides
- SP Cliklok drawer locking system ensures drawers stay closed and secure
- Internal locking system for extra security
- Side storage compartments suitable for aerosol cans
- Corner protection
- Drawer load weight: 40Kg

Drawer Dimensions:

- 4x Drawers: 570w x 405d x 54h
- 1x Drawers: 570w x 405d x 112h

Cupboard Dimensions:

- 1x Cupboard: 335w x 444d x 352h

SP42345D

DIAMOND BLACK



### TECH SERIES ROLLER CABINET 13 DRAWER

1145W x 480D x 870H (mm)  
(1030H WITH CASTORS)

- 25% thicker steel dog bone style frame construction offers maximum rigidity
- Soft Close Drawers with heavy duty full extension ball bearing drawer slides
- Stainless steel worktop
- SP Cliklok drawer locking system ensures drawers stay closed and secure
- Internal locking system for extra security
- Side storage compartments suitable for aerosol cans
- Corner protection
- Heavy duty castors - 2x lockable swivel
- Paper towel holder
- Side storage compartment/bin
- Top drawer load weight: 80Kg
- Drawer load weight: 40Kg
- Bottom drawers load weight: 80Kg

Drawer Dimensions:

- 1x Drawer: 937w x 405d x 130h
- 5x Drawers: 570w x 405d x 54h
- 1x Drawer: 570w x 405d x 112h
- 1x Drawer: 570w x 405d x 170h
- 3x Drawers: 313w x 405d x 54h
- 1x Drawer: 313w x 405d x 112h
- 1x Drawer: 313w x 405d x 286h

SP42355D

DIAMOND BLACK

SP42255DBL

DIAMOND BLACK / BLUE

SP42255DRE

DIAMOND BLACK / RED

### STACKABLE STORAGE

SP makes it easy to expand your tool kits storage as the time comes. These Tool Boxes and roller cabs can be stacked together.





# CUSTOM SERIES

DUAL GAS STRUT  
LID STAYS

INTERNAL LOCKING  
SYSTEM

HEAVY DUTY  
HANDLES

HEAVY DUTY  
FULL EXTENSION  
DRAWERS

HEAVY DUTY  
CASTORS  
2x Swivel & Lockable

DRAWER LOAD



MAX **KG** LOAD  
**800KG**

**STEEL FRAME**

 FULL DRAWER  
EXTENSION

 BALL BEARING  
SLIDES

 DUAL LAYER  
POWDER COAT

 SECURE  
LOCK



## CUSTOM SERIES TOOL BOXES



### CUSTOM SERIES TOOL BOX 3 DRAWER

684w x 445D x 585H (mm)

- Internal locking system for extra security
- Heavy duty 28 ball bearing drawer slides
- Robust wall construction
- Double powder coating resists scratching
- Full drawer extension capabilities
- Drawer load weight: 40Kg

Drawer Dimensions:  
3x Drawers: 570w x 405d x 40h

SP40103BK BLACK



### CUSTOM SERIES ROLLER CABINET 7 DRAWER

699w x 460D x 1042H (mm)

- Internal locking system for extra security
- Heavy duty 28 ball bearing drawer slides
- Robust wall construction
- Double powder coating resists scratching
- Full drawer extension capabilities
- Heavy duty castors - 2x lockable swivel
- Drawer load weight: 40Kg

Drawer Dimensions:  
• 5x Drawers: 570w x 405d x 75h  
• 2x Drawer: 570w x 405d x 154h

SP40113BK BLACK/BLACK

SP40113DB BLACK/DIAMOND BLACK





# CUSTOM SERIES

## POWER HUTCH

### BUILT-IN POWER

Built-in power board with 4 individually switched power outlets and 4 USB ports.

### kliklok

Drawer locking system ensures drawers stay closed and secure

### LARGE HUTCH COMPARTMENT

Ideal for Power Tools

### DUAL GAS STRUT LID STAYS

### STEEL PEGBOARD REAR WALL

Quick access to frequently used tools

### ANTI-SLIP MATTING

### HEAVY DUTY FULL EXTENSION DRAWERS

### HEAVY DUTY DRAWER SLIDES

### DEEP FULL LENGTH DRAWER

### EXTRA DEEP BOTTOM DRAWERS


### HEAVY DUTY CASTORS

2x Swivel & Lockable

### DRAWER LOAD



### DRAWER LOAD



### BUILT-IN POWER

BUILT-IN POWER BOARD WITH 3 INDIVIDUALLY SWITCHED POWER OUTLETS AND 2 USB PORTS



IDEAL FOR POWER TOOLS, CHARGING CORDLESS TOOLS, MOBILE PHONES, TABLETS ETC.

**STEEL FRAME**

**BUILT-IN POWER**



FULL DRAWER EXTENSION



DUAL LAYER POWDER COAT



BALL BEARING SLIDES



SECURE LOCK



## CUSTOM SERIES POWER HUTCH TOOL BOX & ROLL CAB



### CUSTOM SERIES POWER HUTCH TOOL BOX 5 DRAWER

1051W x 471D x 557H (mm)

- Built in surge protected power-board with 4 power outlets and 4 USB ports, ideal for power tools, chargers, etc
- Steel pegboard rear wall to organise frequently used tools
- SP Kliklok on all drawers ensures drawers stay closed and secure
- Anti-slip matting in Hutch
- Heavy duty 28 ball bearing drawer slides.
- Dual gas strut lid stays
- Robust wall construction
- Full drawer extension capability
- Double powder coating resists scratching
- Standard drawer load weight: 40Kg

POWER HUTCH TOOL CABINET 5 DRAWER

1051w x 471d x 557h

Drawers Dimensions:

- 3x Drawers: 570w x 405d x 54h
- 1x Drawer: 315w x 405d x 54h
- 1x Drawer: 315w x 405d x 112h

SP40623RE BLACK/RED

SP40623BL BLACK/BLUE

SP40623BK BLACK/BLACK



### CUSTOM SERIES POWER HUTCH ROLLER CABINET 14 DRAWER

1066w x 480D x 1069H (mm)

- SP Kliklok on all drawers ensures drawers stay closed and secure
- Anti-slip matting on top
- Heavy duty 28 ball bearing drawer slides.
- Robust wall construction
- Full drawer extension capability
- Double powder coating resists scratching
- Top drawer load weight : 80Kg
- Standard drawer load weight: 40Kg
- Bottom drawers load weight: 80Kg

POWER HUTCH ROLLER CABINET 14 DRAWER

1066w x 480d x 1069h

Drawers Dimensions:

- 1x Drawer: 935w x 405d x 130h
- 6x Drawers: 570w x 405d x 54h
- 1x Drawer: 570w x 405d x 112h
- 1x Drawer: 570w x 405d x 200h
- 3x Drawers: 315w x 405d x 54h
- 1x Drawer: 315w x 405d x 112h
- 1x Drawer: 315w x 405d x 315h

SP40628RE BLACK/RED

SP40628BL BLACK/BLUE

SP40628BK BLACK/BLACK

### SETS

- SP40699RE BLACK/RED
- SP40699BL BLACK/BLUE
- SP40699K BLACK/BLACK





## CUSTOM SERIES TROLLEYS

SP40015

### DIAGNOSTIC TROLLEY 4 DRAWER

964W x 414D x 964H (mm)

- Internal locking system for extra security
- Heavy duty 28 ball bearing drawer slides
- Robust wall construction
- Double powder coating resists scratching
- Full drawer extension capabilities
- Work surface with storage compartment underneath
- Screwdriver holders in lid compartment and on both sides of trolley
- 4x swivel (2x lockable) heavy duty castors

Dimensions:

- Top compartment 685w x 400d x 100h
- 2x Drawers: 305w x 360d x 45h
- 1x Drawer: 650w x 360d x 65h
- 1x Drawer: 650w x 360d x 95h
- Bottom tray area: 770w x 405d x 400



DIAGNOSTIC TOOL STORAGE COMPARTMENT



Work surface with storage compartment



External screwdriver Slots on both sides



Lockable swivel castors



Internal screwdriver Slots on both sides

IMPROVES BUSY WORKSHOP EFFICIENCY BY STORING AND ORGANISING DIAGNOSTIC EQUIPMENT AND TOOLS IN A MOBILE WORK STATION



Smooth roller bearing sliders

## TOOL & SERVICE TROLLEYS

SP40107

### TOOL TROLLEY 2 DRAWER

900w x 490D x 890H (mm)

- Internal locking system for extra security
- Heavy duty 28 ball bearing drawer slides
- Robust wall construction
- Double powder coating resists scratching
- Full drawer extension capabilities
- SP Cliklok on all drawers ensures drawers stay shut and secure
- 4x swivel (2x lockable) heavy duty castors

Dimensions:

- Top tray area: 760mm x 485mm
- 2x Drawers: 620w x 405d x 55h
- Bottom tray area: 760mm x 485mm x 345mm



Screwdriver slots on both sides of trolley



Screwdriver slots on both sides of trolley



Smooth roller bearing sliders



Lockable swivel castors

SP40019

ORANGE

SP40019BLK

BLACK

### PROFESSIONAL SERVICE TROLLEY 3 SHELF

870W x 475D x 848H (mm)

- Solid Steel Frame
- Adjustable middle tray - drop down or remove for more tray space
- 2x Fixed & 2x lockable swivel heavy duty castors
- 150kg Load Capacity

Dimensions:

- Top tray area: 770w x 445d
- Middle tray area: 770w x 445d x 285h (Adjustable Height)
- Bottom tray area: 770x x 445d x 380h

NEED MORE STORAGE IN THE MIDDLE?  
Drop down or remove the adjustable shelf





## SIDE CABINETS



- Internal locking system for extra security
- Robust wall construction
- Double powder coating resists scratching

### SUITS CUSTOM SERIES ROLLER CABINETS

SP's Range of side cabinets are designed to easily slide on to and hang off the side of both Custom and Sumo Series Roller cabinets. No screwing anything together.

EXPANDING YOUR TOOL KIT STORAGE MADE SIMPLE.



SP40132

### 1 COMPARTMENT ADJUSTABLE SHELF

426w x 460D x 844H (mm)

\*NOTE - DOES NOT SUIT USA SUMO SERIES

## WOOD/STAINLESS TOP

### WORK TOP TO PUT ON CUSTOM/SUMO WIDE SERIES THE FINISHING TOUCH FOR YOUR ROLLER CABINET



- 40MM working top wood or stainless
- To fit on: SP40628 Series
- High Quality, Perfect fitment: no glue or bolting needed

SP401SS

STAINLESS STEEL TOP

SP401TT

WOODEN TOP

## MAGNETIC TOOL ORGANISERS/HOLDERS

### PERFECT FOR QUICK ACCESS TO FREQUENTLY USED TOOLS

- Scratch Free, powerful magnetic back plate allows holders to stick to steel tool boxes, roller cabinets, etc
- Organises frequently used tools and frees up drawer space
- Constructed from durable light-weight steel



### PRY BAR HOLDER

- Best suited for: SP 4pc Pry Bar Set (SP30804)

SP30904



### TRAY & SCREWDRIVER HOLDER

- Best suited for holding screwdrivers on the side holders
- Tray section ideal for holding parts, screws, bolts, nuts etc

SP30907



### SPRAY CAN HOLDER

- Best suited for aerosol cans: spray paint, WD-40, cleaners, lubricant sprays etc

SP30908



### PAPER TOWEL HOLDER

- Ideal for having paper towel handy
- Adjusts to various length rolls

SP30909



### STEPPED HOLDER

- Best suited for: SP 9pc T-handle Sockets Set (SP20800)

SP30906



# USA SUMO SERIES

We all know that in the USA, "BIGGER IS BETTER". The culture of mechanical technicians is no different. With that in mind SP Tools set about designing a new range of tool storage that would not only satisfy the USA market, but do it bigger and better.

**BUILT-IN LIGHTING**

**STEEL PEGBOARD REAR WALL**

**INCLUDES MAGNETIC MOUNT POWER BOARD**



**STAINLESS STEEL WORKTOP**

**ROLLER DRAW SHELVES**

**EXTREME DUTY SPRING CASTORS**

**50% THICKER STEEL**

**STEEL FRAME**

**MAGNETIC POWER BOARD**

**EXTRA HIGH CLEARANCE**

**POWDER COATING**

**MAX BALL BEARING SLIDES**

**SUPER DUTY CASTORS**



L

## USA SUMO SERIES WIDE TOP HUTCHES & ROLLER CABINETS



### USA SUMO SERIES POWER TOP HUTCH 4 DRAWERS

860W x 622D x 610H (mm)

- Heavy duty steel wall construction
- Includes 1x magnetic mount power board with 3 power outlets and 2 USB ports, ideal for power tools, chargers, etc
- 2 Power board cable access ports
- Steel pegboard rear wall to organise frequently used tools
- 1 Built-in 600mm LED lights
- Dual gas strut security panel stays
- Internal locking system for extra security
- Normal drawers load weight: 60Kg

Drawer Dimensions:

- 4x Drawers: 736w x 575d x 50h

SP44520-BLK BLACK



### USA SUMO SERIES ROLLER CABINET 8 DRAWER

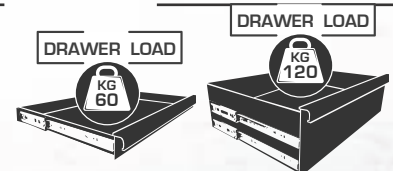
860W x 622D x 858H (mm)  
(1060H WITH CASTORS)

- Heavy duty steel wall construction
- Stainless steel work top
- Soft Close drawers with heavy duty full extension ball bearing drawer slides
- SP Clikklok drawer locking system ensures drawers stay closed and secure
- Internal locking system for extra security
- Extreme duty spring castors - 2x lockable swivel
- Normal drawers load weight: 60Kg
- Bottom drawers load weight: 120Kg

Drawer Dimensions:

- 5x Drawers: 736w x 575d x 50h
- 2x Drawer: 736w x 575d x 75h
- 1x Drawer: 736w x 575d x 300h

SP44526-BLK BLACK



- **DOUBLE WALL SUPER DUTY CONSTRUCTION** – all USA Sumo Series boxes use 1.5mm (14.5ga) steel construction as standard. That's more steel than like for like competitors
- **ON-BOARD POWER** – charge and store all your cordless tools, lighting, and diagnostic equipment. SP Tools has created a unique on-board magnetic attachment system so you can move and use your power where ever you need.
- **SUPER DUTY CASTERS** – all USA Sumo Series storage system use the unique spring-loaded super duty caster. Each caster is capable of supporting 400kg.
- **SP MAX BBS DRAWER SLIDES** – the drawer slides in the new USA Sumo series have lifted us to a new level of capacity over and above our existing BBS. They are rated at 60Kg per drawer and 120kg per drawer on the wider and deeper drawers
- **SP ONE-TOUCH CLIKKLOK** – the new drawer retention system has an easy one touch single handed release and open function. The perfect combination to keep the drawers securely closed, but easy to open
- **POWDER COATING** – the USA Sumo Series powder coating combines the advantages of thermosetting powders and liquid Ultraviolet (UV) cure technologies improving base metal adhesion, film flexibility, chemical, corrosion and weathering resistance. For extended life, protect with a wax polish containing UV protection



## > THE BIG SUMO

We all know that in the USA, "BIGGER IS BETTER". The culture of mechanical technicians is no different. With that in mind SP Tools set about designing a new range of tool storage that would not only satisfy the USA market, but do it bigger and better.

LIFTED TOP FOR EASY CLAMPING

884mm

1313mm

4 EXTRA HIGH CLEARANCE DRAWERS

HEAVY DUTY CONSTRUCTION

SECURE LOCKING SYSTEM

LARGE STORAGE COMPARTMENTS

1150mm

DRAWER LOAD

KG 60

DRAWER LOAD

KG 120

STEEL PEGBOARD WALL

INCLUDING PAPER ROLL HOLDER

INCLUDING TRASH BIN & SPRAY CAN HOLDERS

DRAWER BANK ON BOTH SIDES

**50%**  
THICKER STEEL

**STEEL FRAME**



**POWDER COATING**



**MAX BALL BEARING SLIDES**



**FULL DRAWER EXTENSION**



**DUAL LAYER POWDER COAT**



**SECURE LOCK**



**BIG**

## USA SUMO SERIES - THE BIG SUMO ROLLER CABINETS



### THE BIG SUMO ROLLER CABINET 16 DRAWER WOODEN TOP

1313W x 884D x 985H (mm)  
(1150H WITH CASTORS)

- Heavy duty steel wall construction
- Wooden work top
- Soft Close drawers with heavy duty full extension ball bearing drawer slides
- SP Cliklok drawer locking system ensures drawers stay closed and secure
- Internal locking system for extra security
- Extreme duty spring castors - 2x lockable swivel
- Normal drawers load weight: 60Kg
- Bottom drawers load weight: 120Kg

**Drawer Dimensions:**

- 4x Drawers: 570w x 410d x 50h
- 6x Drawer: 570w x 410d x 75h
- 2x Drawer: 570w x 410d x 250h
- 4x Free clearance drawer 570w x 410d

SP44650

BLACK



### THE BIG SUMO ROLLER CABINET 16 DRAWER STAINLESS TOP

1313W x 884D x 985H (mm)  
(1150H WITH CASTORS)

- Heavy duty steel wall construction
- Stainless steel work top
- Soft Close drawers with heavy duty full extension ball bearing drawer slides
- SP Cliklok drawer locking system ensures drawers stay closed and secure
- Internal locking system for extra security
- Extreme duty spring castors - 2x lockable swivel
- Normal drawers load weight: 60Kg
- Bottom drawers load weight: 120Kg

**Drawer Dimensions:**

- 4x Drawers: 570w x 410d x 50h
- 6x Drawer: 570w x 410d x 75h
- 2x Drawer: 570w x 410d x 250h
- 4x Free clearance drawer 570w x 410d

SP44651

BLACK

- **DOUBLE WALL SUPER DUTY CONSTRUCTION** – all USA Sumo Series boxes use 1.5mm (14.5ga) steel construction as standard. That's more steel than like for like competitors
- **ON-BOARD POWER** – charge and store all your cordless tools, lighting, and diagnostic equipment. SP Tools has created a unique on-board magnetic attachment system so you can move and use your power where ever you need.
- **SUPER DUTY CASTERS** – all USA Sumo Series storage system use the unique spring-loaded super duty caster. Each caster is capable of supporting 400kg.
- **SP MAX BBS DRAWER SLIDES** – the drawer slides in the new USA Sumo series have lifted us to a new level of capacity over and above our existing BBS. They are rated at 60Kg per drawer and 120kg per drawer on the wider and deeper drawers
- **SP ONE-TOUCH CLIKLOK** – the new drawer retention system has an easy one touch single handed release and open function. The perfect combination to keep the drawers securely closed, but easy to open
- **POWDER COATING** – the USA Sumo Series powder coating combines the advantages of thermosetting powders and liquid Ultraviolet (UV) cure technologies improving base metal adhesion, film flexibility, chemical, corrosion and weathering resistance. For extended life, protect with a wax polish containing UV protection



## USA SUMO SERIES

We all know that in the USA, "BIGGER IS BETTER". The culture of mechanical technicians is no different. With that in mind SP Tools set about designing a new range of tool storage that would not only satisfy the USA market, but do it bigger and better.

INCLUDES MAGNETIC MOUNT POWER BOARD

BUILT-IN LIGHTING

STEEL PEGBOARD REAR WALL

← 2900mm (114") →



**★ USA SUMO**

MAX **KG** LOAD  
**3000KG**

13 DRAWER ROLLER CABINET

DOUBLE DRAWER BANK

STAINLESS STEEL WORKTOP

BUILT-IN CABLE ACCESS PORTS

ROLLER DRAW SHELVES

EXTREME DUTY SPRING CASTORS

**50%**  
THICKER STEEL

**STEEL FRAME**

**MAGNETIC POWER BOARD**

**EXTRA HIGH CLEARANCE**

**UV POWDER COATING**

**MAX BALL BEARING SLIDES**

**SUPER DUTY CASTORS**




**STACKABLE STORAGE**  
SP makes it easy to expand your tool kits storage as the time comes. These Tool Boxes and roller cabs can be stacked together.

Full Combined Dimensions:  
2900w x 622d x 1752h  
(1954h with castors)



## XL

### USA SUMO SERIES WIDE TOP HUTCHES & ROLLER CABINETS



#### USA SUMO SERIES POWER TOP HUTCH SHELF/PEGBOARD/LIGHT

1500w x 622D x 864H (mm)

- Heavy duty steel wall construction
- Includes 2x magnetic mount power boards with 4 power outlets and 2 USB ports, ideal for power tools, chargers, etc
- 2 Power board cable access ports
- Steel pegboard rear wall to organise frequently used tools
- 2 Built-in 600mm LED lights
- Fixed full length shelf
- Dual gas strut security panel stays
- Security panel folds away into hutch
- Internal locking system for extra security

SP44730-BLK BLACK



#### USA SUMO SERIES ROLLER CABINET 13 DRAWER

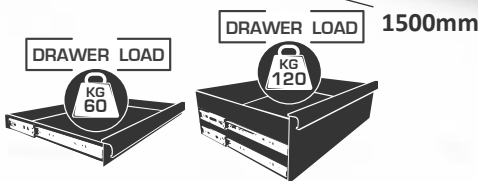
1500w x 622D x 888H (mm)  
(1090H WITH CASTORS)

- Heavy duty steel wall construction
- Stainless steel work top
- Full length deep top drawer
- Soft Close drawers with heavy duty full extension ball bearing drawer slides
- SP Kliklok drawer locking system ensures drawers stay closed and secure
- Internal locking system for extra security
- Extreme duty spring castors - 2x lockable swivel
- Top drawer load weight: 120Kg
- Standard drawer load weight: 60Kg
- Bottom drawers load weight: 120Kg

#### Drawer Dimensions:

- 1x Drawer: 1367w x 575d x 115h
- 4x Drawers: 736w x 575d x 45h
- 1x Drawer: 736w x 575d x 100h
- 1x Drawer: 736w x 575d x 240h
- 4x Drawers: 566w x 575d x 45h
- 1x Drawer: 566w x 575d x 100h
- 1x Drawer: 566w x 575d x 240h

SP44725-BLK BLACK



- **DOUBLE WALL SUPER DUTY CONSTRUCTION** – all USA Sumo Series boxes use 1.5mm (14.5ga) steel construction as standard. That's more steel than like for like competitors
- **EXTRA HEIGHT** – technicians seem to be getting taller every generation. SP Tools has stepped it up and increased the head clearance height on our USA Sumo Series Hutches. We have set the new clearance at 1855mm (6'1").
- **ON-BOARD POWER** – charge and store all your cordless tools, lighting, and diagnostic equipment. SP Tools has created a unique on-board magnetic attachment system so you can move and use your power where ever you need.
- **SUPER DUTY CASTERS** – all USA Sumo Series storage system use the unique spring-loaded super duty caster. Each caster is capable of supporting 400kg.
- **SP MAX BBS DRAWER SLIDES** – the drawer slides in the new USA Sumo series have lifted us to a new level of capacity over and above our existing BBS. They are rated at 60Kg per drawer and 120kg per drawer on the wider and deeper drawers
- **SP ONE-TOUCH CLIKLOK** – the new drawer retention system has an easy one touch single handed release and open function. The perfect combination to keep the drawers securely closed, but easy to open
- **POWDER COATING** – the USA Sumo Series powder coating combines the advantages of thermosetting powders and liquid Ultraviolet (UV) cure technologies improving base metal adhesion, film flexibility, chemical, corrosion and weathering resistance. For extended life, protect with a wax polish containing UV protection



## USA SUMO SERIES

We all know that in the USA, "BIGGER IS BETTER". The culture of mechanical technicians is no different. With that in mind SP Tools set about designing a new range of tool storage that would not only satisfy the USA market, but do it bigger and better.

INCLUDES 2 MAGNETIC MOUNT POWER BOARDS

BUILT-IN

STEEL PEGBOARD



### ★ USA SUMO

- 21 DRAWER ROLLER CABINET
- TRIPLE DRAWER BANK
- STAINLESS STEEL WORKTOP
- BUILT-IN CABLE ACCESS PORTS
- ROLLER DRAW SHELVES
- EXTREME DUTY SPRING CASTORS

- 50% THICKER STEEL
- STEEL FRAME
- MAGNETIC POWER BOARD
- EXTRA HIGH CLEARANCE
- UV POWDER COATING
- MAX BALL BEARING SLIDES
- SUPER DUTY CASTORS




**STACKABLE STORAGE**  
 SP makes it easy to expand your tool kits storage as the time comes. These Tool Boxes and roller cabs can be stacked together.

Full Combined Dimensions:  
 3250w x 622d x 1752h  
 (1954h with castors)



## XXL USA SUMO SERIES WIDE TOP HUTCHES & ROLLER CABINETS



### 73" USA SUMO SERIES POWER TOP HUTCH SHELF/PEGBOARD/LIGHT

1850w x 622D x 864H (mm)

- Heavy duty steel wall construction
- Includes 2x magnetic mount power boards, each with 4 power outlets and 2 USB ports, ideal for power tools, chargers, etc
- 2 Power board cable access ports
- Steel pegboard rear wall to organise frequently used tools
- 2 Built-in 600mm LED lights
- Fixed full length shelf
- Dual gas strut security panel stays
- Security panel folds away into hutch
- Internal locking system for extra security

SP44830-BLK BLACK/BLACK

### 73" USA SUMO SERIES ROLLER CABINET 21 DRAWER

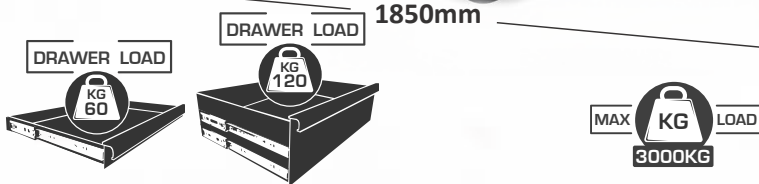
1850w x 622D x 888H (mm)  
(1090H WITH CASTORS)

- Heavy duty steel wall construction
- Stainless steel work top
- Full length deep top drawer
- Soft Close drawers with heavy duty full extension ball bearing drawer slides
- SP Kliklok drawer locking system ensures drawers stay closed and secure
- Internal locking system for extra security
- Extreme duty spring castors - 2x lockable swivel
- Top drawer load weight: 120Kg
- Standard drawer load weight: 60Kg
- Bottom drawers load weight: 120Kg

Drawer Dimensions:

- 1x Drawer: 1367w x 575d x 115h
- 3x Drawers: 736w x 575d x 45h
- 2x Drawer: 736w x 575d x 73h
- 1x Drawer: 736w x 575d x 240h
- 3x Drawers: 566w x 575d x 45h
- 2x Drawer: 566w x 575d x 73h
- 1x Drawer: 566w x 575d x 240h
- 1x Drawer: 301w x 575d x 100h
- 4x Drawers: 301w x 575d x 45h
- 2x Drawers: 301w x 575d x 73h
- 1x Drawer: 301w x 575d x 240h

SP44825-BLK BLACK/BLACK



### UNIQUE TO SP TOOLS

POSITION YOUR POWER BOARD ANYWHERE ON YOUR TOOL KIT.

All USA SUMO SERIES roll cabs, top hutches and side cabinets include several cable access points, strategically positioned to allow you to power or charge your tools and USB Powered devices as conveniently as possible. Each power board includes 4 individually switched surge protected power outlets and 4 USB ports.



## USA SUMO SERIES SIDE CABINETS

SUITS USA SUMO SERIES  
ROLLER CABINETS & TOP  
HUTCH COMBOS ONLY

### SIDE CABINETS

EXPANDING YOUR USA SUMO SERIES

MAX **KG** LOAD  
**800KG**

4 SOFT CLOSE ROLLER  
DRAW SHELVES

#### 27" USA SUMO SERIES SIDE CABINETS

700w x 622D x 1954H (mm)

- Heavy duty steel wall construction
- Each side cabinet includes 1x magnetic mount power board, ideal for power tools & chargers
- Power board cable access ports on sides
- Internal locking system for extra security
- 2x extreme duty castors
- Reversible castors and doors - Side cabinet can be used on either side of the hutch and roller cabinet combo
- Powder coating resists scratching
- Soft Close drawers with heavy duty full extension ball bearing drawer slides on roller drawer side cabinet

#### 3 FIXED SHELVES CLOTHES HANG RAIL

SP44885-BLK BLACK

#### 4 ROLLER SHELVES 1 FIXED SHELF

SP44880-BLK BLACK



LARGE VOLUME COMPARTMENT  
WITH CLOTHES HANG RAIL

SP'S RANGE OF USA SUMO SERIES SIDE CABINETS ARE DESIGNED TO EASILY FIT TO THE SIDE OF USA SUMO SERIES ROLLER CABINETS AND TOP HUTCH COMBOS.

**★ USA SUMO**

HEAVY DUTY  
CONSTRUCTION

SECURE LOCKING  
SYSTEM

LARGE STORAGE  
COMPARTMENTS

BUILT-IN CABLE  
ACCESS PORTS

REVERSIBLE CASTORS  
& DOORS

EXTREME DUTY  
SPRING CASTORS



**50%**  
THICKER STEEL

**STEEL FRAME**



MAGNETIC  
POWER  
BOARD



EXTRA HIGH  
CLEARANCE



UV  
POWDER  
COATING



MAX BALL  
BEARING  
SLIDES





# USA SUMO SERIES

SP44550-BLK BLACK

## 36" USA SUMO SERIES DIAGNOSTIC STATION 4 DRAWER

864w x 610d x 1580h (mm)

- Keyboard tray with 2 locking points
- 3 Electrical access holes and screen mount
- Strong built-in magnetic pads attach to both duel struts to securely tuck the security panel out of the way
- Double wall super duty construction - 14.5ga steel construction
- SP Cliklok drawer locking system to ensure drawers stay closed
- Double locking system for extra security
- SP Max BBS Drawer Slides
- 4x Heavy Duty swivel castors, 2 with locking capabilities
- Powder coating resists scratching
- Spacious printer compartment with cable access

Top Work Compartment Dimensions:  
• 762w x 610d x 495h

Drawer Dimensions:  
• 1x Drawers: 736w x 570d x 30h  
• 4x Drawers: 736w x 570d x 100h

Storage Compartment Dimensions:  
• 863w x 610d x 343h

Strong built-in magnetic pads attach to both duel struts to securely tuck the security panel out of the way



**SCREEN MOUNT**  
Monitor securely fixes to back of diagnostic station, freeing up space and enhancing workspace

**DEDICATED KEYBOARD TRAY**  
Two locking points to reduce unwanted closing and opening when working on the Diagnostic Station

**3x CABLE ACCESS PORTS**

**SECURE LOCKING SYSTEM**

**LARGE VOLUME PRINTER COMPARTMENT**  
Panel securely tucks away inside Diagnostic Station

**HEAVY DUTY SWIVEL CASTORS**



NOTE: Monitor, Printer, Paper, Keyboard & Mouse Not Included

## PORTABLE TOOL BOXES & BAGS



### CUSTOM SERIES TOOL BOX STANDARD DEPTH 7 DRAWER

668W x 316D x 461H (mm)

- Internal locking system for extra security
- Heavy duty 28 ball bearing drawer slides
- Robust wall construction
- Double powder coating resists scratching
- Full drawer extension capabilities
- Drawer load weight: 40Kg

Drawer Dimensions:

- 3x Drawers: 160w x 277d x 40h
- 2x Drawers: 570w x 277d x 40h
- 2x Drawers: 570w x 277d x 70h

**SP40101BK** BLACK



### CANTILEVER TOOL BOX HEAVY DUTY

- Twin lids for easy access to tools
- Large trays for easy access
- Heavy duty steel construction
- Trays open automatically when handle is depressed and close when lifted
- 4 upper trays when expanded and a large bottom tray for larger tools
- Heavy duty hinges

AVAILABLE IN 2 SIZES

**SP40323** 15 Litre - 404w x 200d x 195h (mm)

**SP40325** 22 Litre - 550w x 200d x 208h (mm)



### TRUCK BOX WITH TOTE TRAY HEAVY DUTY OFF ROAD SERIES

AVAILABLE IN 2 SIZES

**SP40301** 30 Litre - 559w x 236d x 229h (mm)

**SP40302** 81 Litre - 667w x 287d x 424h (mm)





SP40305

## COMPACT TECHNICIAN'S TOOL BOX 5 TRAY

360w x 235D x 280H (mm)

- Adjustable tray dividers for customizing compartments
- EVA insulate lined for extra protection
- Aluminium ergonomic lock with key system for security
- Wide opening case allows for easy & quick access to tools
- High quality aluminium frame construction
- Reinforced aluminium corners for extra strength & durability

Dimensions:

- 4x Adjustable Trays: 315w x 90d x 37h
- Base Compartment: 350w x 210d x 115h



SP40350

## HEAVY DUTY TOOL ROLL

360w x 235D x 280H (mm)

- 18x multipurpose tool slots in various sizes – Ideal for easy access to screwdrivers, spanners, hammers, pliers and more
- 3x removable hook and Loop zipped tool bags – ideal for storing and carrying sockets, screwdriver bits, nuts, bolts and accessories
- Internal flap folds out and serves as a high vis work area and makes tool identification effortless



SP40360

## TOOL BAG OPEN MOUTH

580w x 540D x 380H (mm)

- Semi-rigid construction
- Easy access pockets and compartments for your storage needs
- Heavy duty fabric & moulded waterproof base for long lasting durability

POCKETS AND COMPARTMENTS:

- 8x Internal Pockets & 1x Zipped Compartment
- Base Compartment: 250w x 500d (mm)



\* Tools and accessories not included

## WORKSHOP BENCHES



AVAILABLE IN 2 DIFFERENT COLOURS

SP40400 BLUE

SP40400BK BLACK

### WORKSHOP BENCH - HEAVY DUTY

2000w x 645D x 872H (mm)

- Heavy duty steel frame
- Combination stainless steel & rubber worktop
- Load capacity: 1000kg (1 Tonne)
- 3x lockable drawers
- 53 Litre storage capacity
- Can be bolted to the floor

Drawer Dimensions:

- 3x drawers: 345w x 430d x 120h

SP40410

### WORKSHOP BENCH HEAVY DUTY

1250w x 645D x 872H (mm)

- Heavy duty steel frame
- Rubber worktop
- Load capacity: 400kg
- 2x lockable drawers
- 34 Litre storage capacity
- Can be bolted to the floor

Drawer Dimensions:

- 2x drawers: 345w x 430d x 120h





AVAILABLE WITH 2 DIFFERENT TOPS

**SP41170S** STAINLESS STEEL WORKTOP

**SP41170W** RUBBER WOOD WORKTOP

## WORKSHOP BENCH - SP WORKSHOP SERIES

1360W x 458D x 910H (mm)

- Steel frame
- Luxury 40mm beech worktop or stainless steel
- Capacity: 250kg
- Including adjustable feet
- Also available with back wall (for hanging tools)



## TEAR DOWN BENCH

AVAILABLE IN 2 DIFFERENT COLOURS

**SP40415** BLUE

**SP40415BK** BLACK

## PROFESSIONAL ENGINE TEAR DOWN BENCH

1200W x 645D x 872H (mm)

- Heavy duty steel frame
- Tapered bench top to drain oil/fluid away from work area
- Load capacity: 260kg
- 1 lockable drawer
- Fluid receiver: 5 Litre
- Supplied with heavy duty castors or can be bolted to the floor

Drawer Dimensions:

- 1x drawers: 345w x 430d x 120h



## SP WORKSHOP SERIES

- Double-wall construction
- Ball bearing drawer slides with magnetic soft close
- 40kg loading weight per drawer & 80kg in deep drawers
- Double layer of powder coating for protection
- Full extension of drawers (100%)
- Central lock with key
- Available with stainless steel top or luxury rubber wood top (40mm)
- Overhead cabinets fitted with double gas springs as standard
- Optionally available with adjustable feet

The SP Workshop Series workshop fixtures is a solid solution to your workshop storage problems. This simple yet efficient solution is finished with a double layer of powder coating for protection. This combined with our soft-close drawer slides (ball bearing), makes this the perfect professional furnishing for your workshop.



Fully customisable


### UNIQUE SPECIFICATIONS:



Luxury solid wood worktop of 40mm thick rubber wood. Protected by coating against penetration of moisture, oil or other liquids.



Ball-bearing drawer slides with soft-close make a difference! Not only in terms of function and feel but also in their excellent lifespan.



Our self-supporting construction ensures that the workshop systems stand on their own. Because of this, they can be used universally in every situation





# **WORK FASTER! WORK ORGANISED!**

BUILD YOUR PERFECT MODULAR WORKSTATION WITH OUR SP WORKSHOP SERIES. WITH THIS SELF-SUPPORTING AND EASILY EXPANDABLE SYSTEM, YOU BUILD AN SP WORKSHOP SYSTEM SUITABLE FOR EVERY SITUATION AND WORKPLACE.



## SP WORKSHOP SYSTEM SETS

WITH SINK



ART. NO. - SP00431 - WASHING STATION

1360W X 460D X 950H MM



ART. NO. - SP00411-S - STAINLESS STEEL WORKTOP

ART. NO. - SP00411 - RUBBER WOOD WORKTOP

2040W X 460D X 950H MM



ART. NO. - SP00436-S - STAINLESS STEEL WORKTOP

ART. NO. - SP00436 - RUBBER WOOD WORKTOP

2040W X 460D X 950H MM



ART. NO. - SP00438-S - STAINLESS STEEL WORKTOP

ART. NO. - SP00438 - RUBBER WOOD WORKTOP

1360W X 460D X 2000H MM



ART. NO. - SP00439-S - STAINLESS STEEL WORKTOP

ART. NO. - SP00439 - RUBBER WOOD WORKTOP

2040W X 460D X 2000H MM



ART. NO. - SP00437-S - STAINLESS STEEL WORKTOP

ART. NO. - SP00437 - RUBBER WOOD WORKTOP

2720W X 460D X 2000H MM



ART. NO. - SP41103-S - STAINLESS STEEL WORKTOP

ART. NO. - SP41103 - RUBBER WOOD WORKTOP

1960W X 460D X 2000H MM



ART. NO. - SP00433-S - STAINLESS STEEL WORKTOP

ART. NO. - SP00433 - RUBBER WOOD WORKTOP

1960W X 460D X 2000H MM



ART. NO. - SP41105-S - STAINLESS STEEL WORKTOP

ART. NO. - SP41105 - RUBBER WOOD WORKTOP

2640W X 460D X 2000H MM



ART. NO. - SP01436-S - STAINLESS STEEL WORKTOP

ART. NO. - SP01436 - RUBBER WOOD WORKTOP

2275W X 460D X 2000H MM



ART. NO. - SP01430-S - STAINLESS STEEL WORKTOP

ART. NO. - SP01430 - RUBBER WOOD WORKTOP

2955W X 460D X 2000H MM



ART. NO. - SP01431-S - STAINLESS STEEL WORKTOP

ART. NO. - SP01431 - RUBBER WOOD WORKTOP

3190W X 460D X 2000H MM





ART. NO. - SP41107-S - STAINLESS STEEL WORKTOP  
ART. NO. - SP41107 - RUBBER WOOD WORKTOP

3920W X 460D X 2000H MM




ART. NO. - SP01433-S - STAINLESS STEEL WORKTOP  
ART. NO. - SP01433 - RUBBER WOOD WORKTOP

3920W X 460D X 2000H MM



ART. NO. - SP01432 - WALL UNIT

2745W X 460D X 2000H MM



ART. NO. - SP00409-S - STAINLESS STEEL WORKTOP  
ART. NO. - SP00409 - RUBBER WOOD WORKTOP

2824W X 2224D X 2000H MM



ART. NO. - SP01434-S - STAINLESS STEEL WORKTOP  
ART. NO. - SP01434 - RUBBER WOOD WORKTOP

2904W X 2904D X 2000H MM



ART. NO. - SP01435-S - STAINLESS STEEL WORKTOP  
ART. NO. - SP01435 - RUBBER WOOD WORKTOP

4499W X 3139D X 2000H MM



ART. NO. - SP00434-S - STAINLESS STEEL WORKTOP  
ART. NO. - SP00434 - RUBBER WOOD WORKTOP

4600W X 460D X 2000H MM



ART. NO. - SP00415-S - STAINLESS STEEL WORKTOP  
ART. NO. - SP00415 - RUBBER WOOD WORKTOP

5960W X 460D X 2000H MM



## DESIGN IT YOURSELF

The SP Tools workshop series can be built online completely according to your wishes in our configurator! Immediately receive dimensions, price and availability exactly to your wishes!

[www.sptoolseurope.com/workshopconfigurator](http://www.sptoolseurope.com/workshopconfigurator)

## SP WORKSHOP INDIVIDUAL UNITS

### SP WORKSHOP SERIES CABINET 8 DRAWERS

Drawer dimensions  
in mm:

- 7 Low Drawers  
570W x 410D x 65H
- 1 High Drawer  
570W x 410D x 140H



**680W X 458D X 910H MM**  
ART NO. - SP41120EU

### SP WORKSHOP SERIES CABINET 5 DRAWERS

Drawer dimensions  
in mm:

- 1 Low Drawer  
570W x 410D x 65H
- 4 High Drawers:  
570W x 410D x 140H



**680W X 458D X 910H MM**  
ART NO. - SP41120

### SP WORKSHOP SERIES CABINET 4 DRAWERS

Drawer dimensions  
in mm:

- 1 Low Drawer  
570W x 410D x 65H
- 1 High Drawer  
570W x 410D x 140H
- 2 Extra-high drawers  
570W x 410D x 220H



**680W X 458D X 910H MM**  
ART NO. - SP41122EU

### SP WORKSHOP SERIES ROLLER CABINET 5 DRAWERS

Drawer dimensions  
in mm:

- 1 Low Drawer  
525W x 400D x 65H
- 4 High Drawers:  
525W x 400D x 140H



**645W X 458D X 862H MM**  
ART NO. - SP41121

### SP WORKSHOP SERIES CABINET BIN & PAPER ROLL HOLDER

- 1x cupboard with  
waste bin
- Paper roll holder
- 1x deep drawer



**680W X 458D X 910H MM**  
ART NO. - SP41135

### SP WORKSHOP SERIES CABINET DOUBLE DOOR



**680W X 458D X 910H MM**  
ART NO. - SP41126

### SP WORKSHOP SERIES CABINET SINK

- Cupboard with tap,  
sink & soap pump
- Compartment  
underneath for  
storage



**680W X 458D X 950H MM**  
ART NO. - SP41136

### SP WORKSHOP SERIES CABINET REEL HOLDER

- Drawer dimensions  
in mm:
- 2 Low Drawers  
570W x 410D x 65H
- 1 High Drawer  
570W x 410D x 140H
- 1 compartment for  
reels.



**680W X 458D X 910H MM**  
ART NO. - SP41139

### SP WORKSHOP SERIES CABINET XL WIDE CABINET WITH 7 DRAWERS AND COM- PARTMENT

Drawer dimensions in mm:


- 1 Large Drawer 1245W x 410D x 80H
- 5 Low Drawers 570W x 460D x 65H
- 1 High Drawer 570W x 460D x 135H

**1360W X 458D X 910H MM**  
ART NO. - SP41109



### SP WORKSHOP SERIES ROLLER CABINET XL 7 DRAWERS

**1360W X 458D X 910H MM**  
ART. NR. - SP41125 - ROLLER CABINET  
ART. NR. - SP41170 - FRAME / WORKBENCH



### SP WORKSHOP SERIES CABINET TALL NARROW CABINET

- Cabinet with 4 shelves

**600W X 458D X 2000H MM**  
ART NO. - SP41130



### SP WORKSHOP SERIES CABINET TALL WIDE CABINET

- Cabinet with 4 shelves

**915W X 458D X 2000H MM**  
ART NO. - SP41132



### SP WORKSHOP SERIES WORKTOP RUBBER WOOD TOP 40 MM THICK

- Worktop 463mm deep
- Glazed beech 40mm thick

ART. NO. - SP41150 - 1 CABINET (LENGTH 681MM)  
ART. NO. - SP41151 - 2 CABINETS (LENGTH 1361MM)  
ART. NO. - SP41155 - 3 CABINETS (LENGTH 2042MM)



### SP WORKSHOP SERIES WORKTOP FIXED STAINLESS STEEL WORKTOP 40MM THICK

- Worktop 463mm deep
- Solid wood top converted with stainless steel

ART. NO. - SP41160 - 1 CABINET (LENGTH 681MM)  
ART. NO. - SP41161 - 2 CABINETS (LENGTH 1361MM)  
ART. NO. - SP41165 - 3 CABINETS (LENGTH 2042MM)



### SP WORKSHOP SERIES CONNECTOR PILLAR FOR ATTACHING REAR PANEL

- Dimensions: 32.5w x 30d x 1420h
- 2 Pieces required per block
- 4 Pieces for corner unit

ART NO. - SP41163



### SP WORKSHOP SERIES UPPER CABINET WITH DOUBLE GAS SPRINGS

- Double gas springs

**680W X 281D X 350H MM**  
ART NO. - SP41140



### SP WORKSHOP SERIES UPPER CABINET WITH DOUBLE GAS SPRINGS

- Double gas springs
- Extra wide for 2 standard cabinets/back panels


**1360W X 281D X 350H MM**  
ART NO. - SP41142



### SP WORKSHOP SERIES REAR PANEL

- To be fixed behind  
cabinets between  
2 pillars


**680W X 35D X 1090H MM**  
ART NO. - SP41145



### SP WORKSHOP SERIES REAR PANEL WITH POWER SUPPLY

- To be fixed behind  
cabinets between  
2 pillars
- With built-in power supply

**680W X 60D X 1090H MM**  
ART NO. - SP41146






## SP WORKSHOP SERIES WALL CABINET CORNER CUPBOARD



- Double gas springs
- Can only be placed above corner cabinet

**864W X 864D X 350H MM**  
ART NO. - SP41111

## SP WORKSHOP SERIES CORNER REAR PANEL



- To be fixed behind corner cabinet between 2 pillars

**864W X 350D X 1090H MM**  
ART NO. - SP41114

## SP WORKSHOP SERIES CABINET CORNER CABINET WITH DOOR



1x height-adjustable shelf  
**864W X 864D X 910H MM**  
ART NO. - SP41110

## SP WORKSHOP SERIES WORKTOP FOR CORNER CABINET



- Rubber wood 40 mm thick or
- Solid wood top converted with stainless steel

**864W X 864D X 40H MM**  
ART. NO. - SP41112 - 40MM THICK BEECH  
ART. NO. - SP41113 - 40MM THICK STAINLESS STEEL

## SP WORKSHOP SERIES LIGHT FOR UNDER WALL UNIT



- LED light
- Adapter not included
- Connectors included

**610W X 300D X 15H MM**  
ART NO. - SP41180

## SP WORKSHOP SERIES ADAPTER FOR LED LIGHT



- 220v - 12v
- 1 adapter required per 3 lights

ART NO. - SP41180-PA

## SP WORKSHOP SERIES SET OF ADJUSTABLE FEET



- Set of 4 levelling feet, to be screwed into the underside of our workshop cabinets
- Ideal on uneven floors

ART NO. - SP00417

## SP WORKSHOP SERIES BRACKETS FOR LEAVING A BLANK SPOT



- When leaving 1 blank space between 2 other blocks, these brackets are required to fix the rear wall

ART NO. - SP41115

## SP WORKSHOP SERIES SET COMPLETE CORNER UNIT

- Complete with rear panel fittings and wall unit
- Available with stainless steel or wooden worktop



**864W X 864D X 2000H MM**  
ART. NO. - SP00408 - WOODEN TOP  
ART. NO. - SP00408-S - STAINLESS STEEL TOP

## SP WORKSHOP SERIES SET WASH SETUP

- Complete including rear panel fittings and wall unit



**680W X 458D X 2000H MM**  
ART NO. - SP00416-S


## SP WORKSHOP SERIES SHELF FOR BACK PANEL



- Sturdy shelf for attaching to rear wall
- 280mm deep


ART. NO. - SP41137 - 600MM WIDE  
ART. NO. - SP41138 - 1000MM WIDE

## SP WORKSHOP SERIES ACCESSORIES SET SMALL 20 PIECES




ART NO. - LT-SS

## SP WORKSHOP SERIES ACCESSORIES SET MEDIUM 28 PIECES



ART NO. - LT-SM

## SP WORKSHOP SERIES ACCESSORIES SET LARGE 54 PIECES



ART NO. - LT-SL

## SP WORKSHOP SERIES COMPARTMENT 5 COMPARTMENTS



- Made of 4 mm thick double-walled Polycarbonate
  - 2 pieces fill exactly 1 drawer
- 410W X 285D X 50H MM**  
ART NO. - 40493

## SP WORKSHOP SERIES COMPARTMENT 12 COMPARTMENTS



- Made of 4 mm thick double-walled Polycarbonate
  - 2 pieces fill exactly 1 drawer
- 410W X 285D X 50H MM**  
ART NO. - 40494

## SP WORKSHOP SERIES SINGLE HOOK SHORT



**35MM LONG**  
ART NO. - LT17-52

## SP WORKSHOP SERIES SINGLE HOOK LONG




**87MM LONG**  
ART No. - LT17-52A

## SP WORKSHOP SERIES DOUBLE HOOK SHORT



**35MM LONG**  
ART NO. - LT17-53

## SP WORKSHOP SERIES CLOSED BRACKET



- for pliers etc.
- 35MM LONG**  
ART NO. - LT17-54

## SP WORKSHOP SERIES CLOSED BRACKET ROUND



- For hammers etc.
- 35MM LONG**  
ART NO. - LT17-55

## SP WORKSHOP SERIES SPRAY CAN HOLDER/TRAY



**330W X 100D X 100H MM**  
ART NO. - LT17-51

## SP WORKSHOP SERIES SCREWDRIVER HOLDER



**370W X 40D X 35H MM**  
ART NO. - LT17-56

## SP WORKSHOP SERIES PIN PUNCH HOLDER



**142W X 41D X 176H MM**  
ART NO. - LT17-59

## SP WORKSHOP SERIES SPANNER HOLDER



**142W X 41D X 176H MM**  
ART NO. - LT17-58

# USA WORKSHOP SERIES



## THE ULTIMATE, ORGANISED WORKSPACE!

BUILD YOUR ULTIMATE MODULAR WORKSTATION WITH OUR USA SERIES WORKSHOP SYSTEM. THIS SYSTEM WITH ITS ROCK-SOLID CONSTRUCTION AND BEAUTIFUL BLACK EXTERIOR IS A PLEASURE TO WORK WITH. TOGETHER WITH THE "KITCHEN-STYLE" SOFTCLOSE ON THE DRAWERS, THE ULTIMATE WORKSTATION!

**50%**  
THICKER STEEL

**STEEL FRAME**

**MAGNETIC POWER BOARD**

**EXTRA HIGH CLEARANCE**

**UV POWDER COATING**

**MAX BALL BEARING SLIDES**





The USA Workshop Series is a fully modular wall system. The size, composition and layout are completely customisable. This creates a workplace that can be tailored exactly to individual needs and available space.

This luxurious & efficient solution is made of extra thick steel finished with a double layer of UV-resistant powder coating for protection. This combined with our "kitchen-style" soft-close drawer slides, makes this the perfect professional fixture for your workshop.

## ★ USA SERIES

- **50% Deeper**
- **20% Higher**
- **60% Stronger**
- Double-walled (2x1.5mm) steel construction
- Load capacity up to 1500kg
- Ball bearing drawer slides with kitchen-style softclose
- 60kg load weight per drawer & 120kg in deep & large drawers
- Double layer of UV-resistant powder coating for protection
- Full extension of drawers (100%)
- Available with stainless steel top or luxury rubber wood top (40mm thick)
- Drawer units fitted with double gas springs as standard
- Standard delivered with adjustable feet & magnetic plinth as finishing touch



Fully customisable

## USA WORKSHOP SYSTEM SETS



ART. NO. - SPUSS226S - STAINLESS STEEL TOP  
ART. NO. - SPUSS226W - WOODEN TOP

1700W X 620D X 1040H MM



ART. NO. - SPUSS200S - STAINLESS STEEL TOP  
ART. NO. - SPUSS200W - WOODEN TOP

2550W X 620D X 1040H MM



ART. NR. - SPUSS224S - STAINLESS STEEL TOP  
ART. NR. - SPUSS224W - WOODEN TOP

2550W X 620D X 1040H MM



ART. NO. - SPUSS201S - STAINLESS STEEL TOP  
ART. NO. - SPUSS201W - WOODEN TOP

3400W X 620D X 1040H MM



ART. NO. - SPUSS219 - CUPBOARD WALL

2820W X 620D X 2000H MM



ART. NO. - SPUSS202S - STAINLESS STEEL TOP  
ART. NO. - SPUSS202W - WOODEN TOP

4250W X 620D X 1040H MM

WITH SINK



ART. NO. - SPUSS203S - STAINLESS STEEL TOP

1700W X 660D X 2000H MM



ART. NO. - SPUSS221S - STAINLESS STEEL TOP  
ART. NO. - SPUSS221W - WOODEN TOP

2550W X 660D X 2000H MM



ART. NO. - SPUSS205S - STAINLESS STEEL TOP  
ART. NO. - SPUSS205W - WOODEN TOP

3400W X 660D X 2000H MM



ART. NO. - SPUSS206S - STAINLESS STEEL TOP  
ART. NO. - SPUSS206W - WOODEN TOP

3400W X 620D X 2000H MM



ART. NO. - SPUSS207S - STAINLESS STEEL TOP  
ART. NO. - SPUSS207W - WOODEN TOP

2400W X 660D X 2000H MM



ART. NO. - SPUSS208S - STAINLESS STEEL TOP  
ART. NO. - SPUSS208W - WOODEN TOP

2400W X 660D X 2000H MM



ART. NO. - SPUSS225S - STAINLESS STEEL TOP  
ART. NO. - SPUSS225W - WOODEN TOP

3600W X 620D X 2000H MM



ART. NO. - SPUSS209S - STAINLESS STEEL TOP  
ART. NO. - SPUSS209W - WOODEN TOP

3250W X 620D X 2000H MM



ART. NO. - SPUSS210S - STAINLESS STEEL TOP  
ART. NO. - SPUSS210W - WOODEN TOP

3250W X 660D X 2000H MM





ART. NO. - SPUSS222S - **STAINLESS STEEL TOP**  
ART. NO. - SPUSS222W - **WOODEN TOP**

**3490W X 660D X 2000H MM**



ART. NO. - SPUSS211S - **STAINLESS STEEL TOP**  
ART. NO. - SPUSS211W - **WOODEN TOP**

**3950W X 660D X 2000H MM**



*INCL. OIL REEL CABINET*

ART. NO. - SPUSS223S - **STAINLESS STEEL TOP**  
ART. NO. - SPUSS223W - **WOODEN TOP**

**4400W X 660D X 2000H MM**

*REELS NOT INCLUDED*



ART. NO. - SPUSS212S - **STAINLESS STEEL TOP**  
ART. NO. - SPUSS212W - **WOODEN TOP**

**4600W X 660D X 2000H MM**



ART. NO. - SPUSS213S - **STAINLESS STEEL TOP**  
ART. NO. - SPUSS213W - **WOODEN TOP**

**4800W X 660D X 2000H MM**




ART. NO. - SPUSS214S - **STAINLESS STEEL TOP**  
ART. NO. - SPUSS214W - **WOODEN TOP**

**5660W X 660D X 2000H MM**




ART. NO. - SPUSS215S - **STAINLESS STEEL TOP**  
ART. NO. - SPUSS215W - **WOODEN TOP**

**5900W X 660D X 2000H MM**



ART. NO. - SPUSS216S - **STAINLESS STEEL TOP**  
ART. NO. - SPUSS216W - **WOODEN TOP**

**4275W X 1875D X 2000H MM**



ART. NO. - SPUSS217S - **STAINLESS STEEL TOP**  
ART. NO. - SPUSS217W - **WOODEN TOP**

**4275W X 4515D X 2000H MM**



## DESIGN IT YOURSELF

The SP Tools workshop series can be built online completely according to your wishes in our configurator!

Immediately receive dimensions, price and availability of the set of your wishes!

[www.sptoolseurope.com/workshopconfigurator](http://www.sptoolseurope.com/workshopconfigurator)

## USA WORKSHOP INDIVIDUAL UNITS

USA WORKSHOP SERIES CABINET  
5 DRAWERS



Drawer dimensions in mm:

- 3 Low Drawers: 736W x 575D x 100H
- 2 High Drawers: 736W x 575D x 200H

**850W X 620D X 1000H MM**  
ART NO. - SP45555

USA WORKSHOP SERIES CABINET  
7 DRAWERS



Drawer dimensions in mm:

- 5 Low Drawers: 736W x 575D x 75H
- 2 High Drawers: 736W x 575D x 160H

**850W X 620D X 1000H MM**  
ART NO. - SP45557

USA WORKSHOP SERIES CABINET  
2 DOORS



- Includes 1 shelf

**850W X 620D X 1000H MM**  
ART NO. - SP45540

USA WORKSHOP SERIES CABINET  
3 SEPERATE REELS



- Suitable for 3 reels
- 1 extra-high drawer: 736W x 575D x 340H

**850W X 620D X 1000H MM**  
ART NO. - SP45560

USA WORKSHOP SERIES CABINET  
RECYCLE UNIT



- Paper roll holder
- Cupboard with flap (waste bin included)
- 1 Narrow drawer 363W x 575D x 100H

**850W X 620D X 1000H MM**  
ART NO. - SP45565

USA WORKSHOP SERIES CABINET  
RECYCLE UNIT



Drawer dimensions in mm:

- 1 High Drawer (waste drawer): 354W x 575D x 754H
- 1 Cupboard with shelf: 354W x 575D x 754H

**850W X 620D X 1000H MM**  
ART NO. - SP45570

USA WORKSHOP SERIES CABINET  
12 DRAWERS XL



Drawer dimensions in mm:

- 1 Wide Drawer: 1587B x 575D x 115H
- 8 Low drawers: 736B x 575D x 75H
- 3 High drawers: 736B x 575D x 160H

**1715W X 620D X 1000H MM**  
ART NO. - SP45762

USA WORKSHOP SERIES CABINET  
WASH UNIT



- Unit with wash basin
- Includes tap, syphon, etc.
- With storage space under washbasin

**850W X 620D X 1000H MM**  
ART NO. - SP45545EU

USA WORKSHOP SERIES  
8-DRAWER ROLLER CABINET



Suitable for  
inlay size:

**M**

Drawer dimensions in mm:

- 5 Low Drawers: 570W x 575D x 50H
- 2 High Drawers: 570W x 575D x 80H
- 1 Extra-high drawer: 570W x 575D x 295H

**687W X 620D X 980H MM**  
ART NO. - SP45450

USA WORKSHOP SERIES TROLLEY  
MOBILE TABLE



- Very strong construction loads up to 150 kg
- 4 swivel castors 2x with brake

**840W X 620D X 980H MM**  
ART NO. - SP45530

USA WORKSHOP SERIES CABINET  
TALL NARROW



- 4 adjustable shelves
- Including mountable clothes rail

**700W X 620D X 2000H MM**  
ART NO. - SP45810

USA WORKSHOP SERIES CABINET  
TALL WIDE



- 4 adjustable shelves
- Including mountable clothes rail

**940W X 620D X 2000H MM**  
ART NO. - SP45820

USA WORKSHOP SERIES  
OIL ORGANIZER



- Suitable for 8 oil reels
- Reels not included
- Drip trays included

**1010W X 620D X 2000H MM**  
ART NO. - SP45830

USA WORKSHOP SERIES  
CORNER CABINET  
WITH DOOR




**1025W X 1025D X 980H MM**  
ART NO. - SP45650

USA WORKSHOP SERIES  
REAR PANEL



**780W X 30D X 1080H MM**  
ART NO. - SP45910

USA WORKSHOP SERIES  
REAR PANEL CORNER



- Can only be used in a corner unit

**950W X 30D X 1080H MM**  
ART NO. - SP45915



## USA WORKSHOP SERIES UPPER CABINET



• Double gas springs  
**850W X 250D X 300H MM**  
 ART NO. - SP45590

## USA WORKSHOP SERIES UPPER CABINET WITH ROLLER SHUTTER



**850W X 250D X 300H MM**  
 ART NO. - SP45591

## USA WORKSHOP SERIES UPPER CABINET WITH ROLLER SHUTTER XL



• Including 4 shelves  
**850W X 250D X 855H MM**  
 ART NO. - SP45592

## USA WORKSHOP SERIES UPPER CABINET CORNER CABINET



• Double gas springs  
**1025W X 1025D X 300H MM**  
 ART NO. - SP45690

## USA WORKSHOP SERIES WORKTOP 1 CABINET - RUBBER WOOD



• Premium rubber wood worktop protected against liquids  
**855W X 620D X 40H MM**  
 ART NO. - SP45930

## USA WORKSHOP SERIES WORKTOP 2 CABINETS - RUBBER WOOD



• Premium rubber wood worktop protected against liquids  
**1715W X 620D X 40H MM**  
 ART NO. - SP45940

## USA WORKSHOP SERIES WORKTOP 1 CABINET - PREMIUM STAINLESS STEEL



• Premium 2MM stainless steel converted worktop  
**855W X 620D X 40H MM**  
 ART NO. - SP45935

## USA WORKSHOP SERIES WORKTOP 2 CABINETS - PREMIUM STAINLESS STEEL



• Premium 2MM stainless steel converted worktop  
**1715W X 620D X 40H MM**  
 ART NO. - SP45945

## USA WORKSHOP SERIES WORKTOP CORNER CABINET - RUBBER WOOD



• Premium finger-rubbed beech worktop protected against liquids  
**1025W X 1025D X 40H MM**  
 ART NO. - SP45970

## USA WORKSHOP SERIES WORKTOP CORNER CABINET - PREMIUM STAINLESS STEEL



• Premium 2MM stainless steel converted worktop resistant to most common influences  
**1025W X 1025D X 40H MM**  
 ART NO. - SP45975

## USA WORKSHOP SERIES CONNECTOR BETWEEN 2 CABINETS/BACK PANELS



• Upright post required for attaching rear panel  
 • To be placed between 2 rear panels  
 ART NO. - SP45925

## USA WORKSHOP SERIES END PIECE END OF SET-UP/BACK WALL



• Side-panel required for mounting rear wall  
 • To be placed at the end of the setup  
 ART NO. - SP45920

## USA WORKSHOP SERIES CONNECTOR CORNER CONNECTOR



• Upright post required for attaching rear panel  
 • To be placed in the corner between 2 rear panels  
 ART NO. - SP459WB

## USA WORKSHOP SERIES BRACKET WORKTOP ATTACHMENT



• To support the worktop when no cabinet is fitted  
 • Can also be used for wall mounting  
 ART NO. - SP459BR

## USA WORKSHOP SERIES LIGHTING TO BE FITTED UNDER WALL UNIT



• Magnetic attachment  
 • Connector included  
 • SMD LED 5000K  
 ART NO. - SP41382

## USA WORKSHOP SERIES ADAPTER POWER SUPPLY FOR LIGHTING



• Adapter for lighting (SP81382)  
 • 1 adapter can be used for multiple lights  
 ART NO. - SP41380EU

## USA WORKSHOP SERIES ACC. SINGLE HOOK



• To be used on back panel  
 • 60mm long  
 ART NO. - SP45932

## USA WORKSHOP SERIES ACC. DOUBLE HOOK




• To be used on back panel  
 • 60mm long  
 ART NO. - SP45933

## USA WORKSHOP SERIES ACC. MAGNETIC POWER BOARD



• Magnetic power strip, easy to move, use anywhere - Includes USB Connections  
 • Magnetic holder also available separately: SP69998MHEU  
 ART NO. - SP69998EU  
 ART NO. - SP69998UK - UK PLUG - €55,-

## USA WORKSHOP SERIES ACC. 17 COMPARTMENTS



**2 PIECES MAKES:**  
 XL  
 • Made of 4 mm thick double-walled Polycarbonate  
 • 2 pieces fill exactly 1 drawer  
 ART NO. - SP40495

## USA WORKSHOP SERIES ACC. UNIVERSAL TRAY



• To be used on back panel  
**240W X 95D X 58H MM**  
 ART NO. - SP45929

## USA WORKSHOP SERIES ACC. SPRAY CAN HOLDER



• To be used on back panel  
 • Holds 3 spray cans  
 ART NO. - SP45927

## USA WORKSHOP SERIES ACC. SCREWDRIVER HOLDER



• To be used on back panel  
 • Holds 6 screwdrivers  
 ART NO. - SP45931

## USA WORKSHOP SERIES ACC. SOCKET HOLDER



• To be used on back panel  
 • Holds 9 Sockets  
 ART NO. - SP45928



# 02

## TOOL KITS

ARE YOU AN APPRENTICE, AN AUTOMOTIVE MECHANIC, A DIESEL FITTER OR ANY TRADE THAT NEEDS A QUALITY SET OF TOOLS THAT MATCH YOUR SKILLS?

SP TOOLS HAS DESIGNED OVER 100 DIFFERENT TOOL KITS THAT SUIT VARIOUS TRADES AND WORK ENVIRONMENTS. USING OUR TRADE QUALITY CHROME TOOLS WITH PRECISION CUT EVA FOAM STORAGE WE PACK OUR TOOL KITS AND OFFER EXACTLY WHAT YOU NEED.



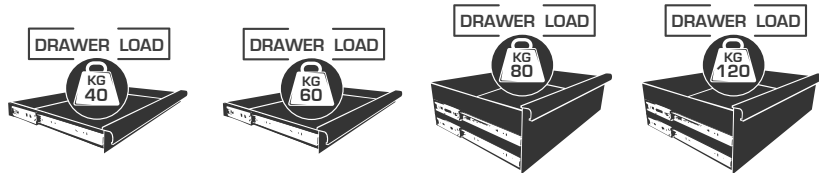
# EXTREME DRAWER LOAD RATING

TRUSTED QUALITY FOR STRENGTH AND DURABILITY

SP's range of tool boxes and roller cabinets are capable of carrying a substantially large weight load. The strength lies in our high quality, heavy duty 28 ball bearing drawer slides - Built to withstand the toughest environments.

All standard size drawers are fitted with a single set of drawer slides, each capable of supporting a load rating between 40 & 60kg, depending on the series of tool box or roll cab.

Select deep drawers are fitted with two sets of drawer slides, thus increasing the load rating to a massive 80 or 120kg (Series dependant).





**METRIC ONLY**

# TECH SERIES



**DUAL GAS STRUT LID STAYS**

507mm

480mm

730mm

**QUAD DRIVE SPANNERS**  
4x more grip



**EVA TOOL STORAGE**  
Spanners and sockets housed in EVA foam organiser trays

**cliklok**  
Drawer locking system ensures drawers stay closed and secure

**DUAL GAS STRUT LID STAYS**

**TOOLKIT NUMBERS:**  
SP00325 DIAMOND BLACK BASE/BLACK HANDLES

**SIDE STORAGE COMPARTMENTS**  
Suitable for aerosol cans

**CORNER PROTECTION**

**SOFT CLOSE DRAWERS**

**HEAVY DUTY FULL EXTENSION DRAWERS**

**NEED MORE STORAGE?**  
You can combine this toolkit with any 9 drawer Tech Series roller cabinet



## TOOL KIT IN TECH SERIES BOX - METRIC ONLY

### TOOL KIT IN TECH SERIES BOX - METRIC ONLY 189 PIECE

7 DRAWER TECH SERIES TOOL BOX  
730w x 480d x 507h (mm)

#### FEATURES

- 25% thicker steel dog bone style frame construction offers maximum rigidity
- Dual gas strut lid stays
- Soft Close Drawers with heavy duty full extension ball bearing drawer slides
- SP Kliklok drawer locking system ensures drawers stay closed and secure
- Internal locking system for extra security
- Side storage compartments suitable for aerosol cans
- Corner protection
- Drawer load weight: 40Kg

#### DRAWER DIMENSIONS

- 3x Drawers: 170w x 405d x 54h
- 2x Drawers: 570w x 405d x 54h
- 2x Drawers: 570w x 405d x 83h

#### CONTENTS:



SP50001



SP50013EU



SP00522



SP00507

### QUAD DRIVE SPANNERS

SP Tools patented QUAD DRIVE open end offers 4 times the gripping power of a standard ROE spanner by wrapping around the fastener and maximising the contact on the flat sides of the fastener head, not the points



PATENTED

### FLAT DRIVE TECHNOLOGY

Perfectly flat spanner head surfaces allow for maximum contact between the spanner and the bolt or nut, maximising grip and enhancing applied torque



SP FLAT DRIVE SPANNER HEAD



REGULAR CONTACT AREA

### HEAVY DUTY

- Strengthened ratchet gear teeth to sustain maximum applied torque
- Reversible ratchet head
- Quick socket release mechanism
- Manufactured from high grade Chrome Vanadium Steel (Cr-V)



### HEAVY DUTY SOCKETS

- All SP Tools sockets and accessories are manufactured from high grade chrome vanadium steel and exceed international DIN and ANSI standards. Designed to withstand the rigours of industrial and trade use
- Tough triple chrome, high polish finishes provide for an easy clean-up
- Twin knurling on sockets allows for improved grip, especially useful in oily/greasy conditions
- FLAT DRIVE TECHNOLOGY Maximises contact on the flat sides of the bolt or nut, not the points



**25%**  
THICKER STEEL

**DOG BONE**  
FRAME

**FULL DRAWER**  
EXTENSION

**SOFT**  
CLOSE

**DUAL LAYER**  
POWDER COAT

**SECURE**  
LOCK

**LATEST COLOUR OPTIONS**

Head over to the SP Tools website for LIMITED EDITION colour options.

**WWW.SPTOOLS.EU**

\*Images are for illustration purposes only, contents may vary

METRIC ONLY

# TECH SERIES

730mm

DUAL GAS STRUT LID STAYS



QUAD DRIVE SPANNERS  
4x more grip



EVA TOOL STORAGE

Spanners and sockets housed in EVA foam organiser trays

cliklok

Drawer locking system ensures drawers stay closed and secure

DUAL GAS STRUT LID STAYS

507mm

480mm

TECH SERIES

DRAWER LOAD



TOOLKIT NUMBERS:

SP00495D DIAMOND BLACK BASE/BLACK HANDLES

## NEED MORE STORAGE?

You can combine this toolkit with any 9 drawer Tech Series roller cabinet

SIDE STORAGE COMPARTMENTS  
Suitable for aerosol cans

CORNER PROTECTION

SOFT CLOSE DRAWERS

HEAVY DUTY FULL EXTENSION DRAWERS



## TOOL KIT IN TECH SERIES BOX - METRIC ONLY

### TOOL KIT IN TECH SERIES BOX - METRIC ONLY 176 PIECE

7 DRAWER TECH SERIES TOOL BOX  
730W x 480D x 507H (mm)

#### FEATURES

- 25% thicker steel dog bone style frame construction offers maximum rigidity
- Dual gas strut lid stays
- Soft Close Drawers with heavy duty full extension ball bearing drawer slides
- SP Kliklok drawer locking system ensures drawers stay closed and secure
- Internal locking system for extra security
- Side storage compartments suitable for aerosol cans
- Corner protection
- Drawer load weight: 40Kg

#### DRAWER DIMENSIONS

- 3x Drawers: 170w x 405d x 54h
- 2x Drawers: 570w x 405d x 54h
- 2x Drawers: 570w x 405d x 83h

#### CONTENTS:



SP50001



SP00552



SP50070



SP00503

### FLAT DRIVE TECHNOLOGY

Perfectly flat spanner head surfaces allow for maximum contact between the spanner and the bolt or nut, maximising grip and enhancing applied torque



SP FLAT DRIVE  
SPANNER HEAD

REGULAR  
CONTACT AREA

### QUAD DRIVE SPANNERS

SP Tools patented QUAD DRIVE open end offers 4 times the gripping power of a standard ROE spanner by wrapping around the fastener and maximising the contact on the flat sides of the fastener head, not the points



PATENTED

### GEAR DRIVE RING END


SP Tools patented GEAR DRIVE spanners are precisely machined with deeper gears for greater torque loading and reliability with 72 teeth that only require 5° of space per turn



Quick reverse switch to change ratchet rotation direction

### HEAVY DUTY SOCKETS

- All SP Tools sockets and accessories are manufactured from high grade chrome vanadium steel and exceed international DIN and ANSI standards. Designed to withstand the rigours of industrial and trade use
- Tough triple chrome, high polish finishes provide for an easy clean-up
- Twin knurling on sockets allows for improved grip, especially useful in oily/greasy conditions
- FLAT DRIVE TECHNOLOGY Maximises contact on the flat sides of the bolt or nut, not the points



### FLARE NUT RING END

SP Tools FLARE NUT spanners feature oversized spanner head surfaces that grip multiple sides of the fastener to reduce rounding. Ideal for use on soft fittings in aluminium, copper and brass on fuel, brake, air conditioning, diesel lines and diesel injectors



**25%**  
THICKER STEEL

**DOG BONE**  
FRAME



FULL DRAWER  
EXTENSION

**SOFT**  
CLOSE

**DUAL LAYER**  
POWDER COAT

**SECURE**  
LOCK

**LATEST COLOUR OPTIONS**

Head over to the SP Tools website for LIMITED EDITION colour options.

**WWW.SPTOOLS.EU**

METRIC ONLY

# TECH SERIES

SP TECHNICIANS TOOL KITS HAVE BEEN DEVELOPED IN CONJUNCTION WITH MANY CAR MANUFACTURERS TO ENABLE YOU TO SERVICE TODAY'S MODERN CARS.

STAINLESS STEEL WORK TOP

745mm

1030mm

480mm

**EVA TOOL STORAGE**

All tools are housed in EVA foam organiser trays

**cliklok**

Drawer locking system ensures drawers stay closed and secure

**HEAVY DUTY FULL EXTENSION DRAWERS**

**CORNER PROTECTION**

**SOFT CLOSE DRAWERS**

**PAPER TOWEL HOLDER**

**DUAL FUNCTION SIDE STORAGE COMPARTMENT**

**HEAVY DUTY CASTORS**  
2x Swivel & Lockable

**DRAWER LOAD**



**DRAWER LOAD**



**MAX LOAD**  
**KG 650KG**

TOOLKIT NUMBERS:

- SP01086** DIAMOND BLACK BASE/BLACK HANDLES
- SP01087** DIAMOND BLACK BASE/BLUE HANDLES
- SP01088** DIAMOND BLACK BASE/RED HANDLES



## TOOL KIT IN TECH SERIES ROLL CAB. - METRIC ONLY

### TOOL KIT IN TECH SERIES BOX - METRIC ONLY 230 PIECE

9 DRAWER TECH SERIES ROLL CAB.  
745W x 480D x 807H (mm)  
(1030H WITH CASTORS)

#### FEATURES

- 25% thicker steel dog bone style frame construction offers maximum rigidity
- Soft Close Drawers with heavy duty full extension ball bearing drawer slides
- SP Kliklok drawer locking system ensures drawers stay closed and secure
- Stainless steel worktop
- Internal locking system for extra security
- Side storage compartments suitable for aerosol cans
- Corner protection.
- Heavy duty castors - 2x lockable swivel
- Paper towel holder
- Side storage compartment/bin
- Standard drawer load weight: 40Kg
- Bottom drawer load weight: 80Kg

#### DRAWER DIMENSIONS

- 6x Drawers: 570w x 405d x 54h
- 2x Drawers: 570w x 405d x 112h
- 2x Drawer: 570w x 405d x 170h

#### CONTENTS:



SP50002




SP50013EU



SP50070



SP00507



SP50080

### FLAT DRIVE TECHNOLOGY

Perfectly flat spanner head surfaces allow for maximum contact between the spanner and the bolt or nut, maximising grip and enhancing applied torque



SP FLAT DRIVE SPANNER HEAD

REGULAR CONTACT AREA

### QUAD DRIVE SPANNERS

SP Tools patented QUAD DRIVE open end offers 4 times the gripping power of a standard Combination spanner by wrapping around the fastener and maximising the contact on the flat sides of the fastener head, not



PATENTED

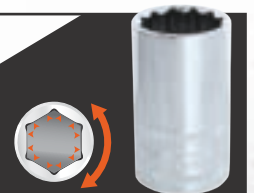
### HEAVY DUTY RATCHETS

- Strengthened ratchet gear teeth to sustain maximum applied torque
- Reversible ratchet head
- Quick socket release mechanism
- Manufactured from high grade Chrome Vanadium Steel (Cr-V)



### HEAVY DUTY SOCKETS & ACCESSORIES

- All SP Tools sockets and accessories are manufactured from high grade chrome vanadium steel and exceed international DIN and ANSI standards. Designed to withstand the rigours of industrial and trade use
- Tough triple chrome, high polish finishes provide for an easy clean-up
- Twin knurling on sockets allows for improved grip, especially useful in oily/greasy conditions
- FLAT DRIVE TECHNOLOGY Maximises contact on the flat sides of the bolt or nut, not the points



**25%**  
THICKER STEEL

**DOG BONE**  
FRAME

**FULL DRAWER**  
EXTENSION

**SOFT**  
CLOSE

**DUAL LAYER**  
POWDER COAT

**SECURE**  
LOCK

**LATEST COLOUR OPTIONS**

Head over to the SP Tools website for LIMITED EDITION colour options.

**WWW.SPTOOLS.EU**

METRIC ONLY

# TECH SERIES

SP TECHNICIANS TOOL KITS HAVE BEEN DEVELOPED IN CONJUNCTION WITH MANY CAR MANUFACTURERS TO ENABLE YOU TO SERVICE TODAY'S MODERN CARS.

STAINLESS STEEL WORK TOP

745mm

1030mm

480mm

**EVA** TOOL STORAGE

All tools are housed in EVA foam organiser trays

**cliklok**

Drawer locking system ensures drawers stay closed and secure

**HEAVY DUTY FULL EXTENSION DRAWERS**

**CORNER PROTECTION**

**SOFT CLOSE DRAWERS**

PAPER TOWEL HOLDER

DUAL FUNCTION SIDE STORAGE COMPARTMENT

**HEAVY DUTY CASTORS**  
2x Swivel & Lockable


TOOLKIT NUMBERS:

- SP01005** DIAMOND BLACK BASE/BLACK HANDLES
- SP01006** DIAMOND BLACK BASE/BLUE HANDLES
- SP01007** DIAMOND BLACK BASE/RED HANDLES

DRAWER LOAD



DRAWER LOAD



MAX **KG** LOAD  
**650KG**

\*Images are for illustration purposes only, contents may vary



## TOOL KIT IN TECH SERIES ROLL CAB. - METRIC ONLY

### TOOL KIT IN TECH SERIES BOX - METRIC ONLY 381 PIECE

9 DRAWER TECH SERIES ROLL CAB.  
745W x 480D x 807H (mm)  
(1030H WITH CASTORS)

#### FEATURES

- 25% thicker steel dog bone style frame construction offers maximum rigidity
- Soft Close Drawers with heavy duty full extension ball bearing drawer slides
- SP Cliklok drawer locking system ensures drawers stay closed and secure
- Stainless steel worktop
- Internal locking system for extra security
- Side storage compartments suitable for aerosol cans
- Corner protection.
- Heavy duty castors - 2x lockable swivel
- Paper towel holder
- Side storage compartment/bin
- Standard drawer load weight: 40Kg
- Bottom drawer load weight: 80Kg

#### DRAWER DIMENSIONS

- 6x Drawers: 570w x 405d x 54h
- 2x Drawers: 570w x 405d x 112h
- 2x Drawer: 570w x 405d x 170h

#### CONTENTS:



SP50000



SP50025



SP50013EU



SP50070



SP00503



SP00507

### TECH SOCKETS & ACCS.

- Includes Tech Series sockets and accessories, manufactured from high grade CR-V steel
- One piece steel handle, reversible compact head ratchets feature specially strengthened ratchet gear teeth to sustain maximum applied torque
- Tough triple chrome, high polish finishes provide for an easy clean-up
- Twin knurling on sockets allows for improved grip, especially useful in oily/greasy conditions



### QUAD DRIVE SPANNERS

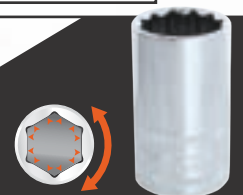
SP Tools patented QUAD DRIVE open end offers 4 times the gripping power of a standard Combination spanner by wrapping around the fastener and maximising the contact on the flat sides of the fastener head, not the points



PATENTED

### HEAVY DUTY SOCKETS & ACCESSORIES

- All SP Tools sockets and accessories are manufactured from high grade chrome vanadium steel and exceed international DIN and ANSI standards. Designed to withstand the rigours of industrial and trade use
- Tough triple chrome, high polish finishes provide for an easy clean-up
- Twin knurling on sockets allows for improved grip, especially useful in oily/greasy conditions
- FLAT DRIVE TECHNOLOGY Maximises contact on the flat sides of the bolt or nut, not the points



**25%**  
THICKER STEEL

**DOG BONE**  
FRAME



FULL DRAWER  
EXTENSION

**SOFT**  
CLOSE



DUAL LAYER  
POWDER COAT

**SECURE**  
LOCK

**LATEST COLOUR OPTIONS**

Head over to the SP Tools website for LIMITED EDITION colour options.

[WWW.SPTOOLS.EU](http://WWW.SPTOOLS.EU)



METRIC ONLY

# TECH SERIES

SP TECHNICIANS TOOL KITS HAVE BEEN DEVELOPED IN CONJUNCTION WITH MANY CAR MANUFACTURERS TO ENABLE YOU TO SERVICE TODAY'S MODERN CARS.

STAINLESS STEEL WORK TOP

745mm

1030mm

480mm

**EVA TOOL STORAGE**

All tools are housed in EVA foam organiser trays

**clicklok**

Drawer locking system ensures drawers stay closed and secure

**HEAVY DUTY FULL EXTENSION DRAWERS**

**CORNER PROTECTION**

**SOFT CLOSE DRAWERS**

PAPER TOWEL HOLDER

DUAL FUNCTION SIDE STORAGE COMPARTMENT

HEAVY DUTY CASTORS  
2x Swivel & Lockable

TOOLKIT NUMBERS:

- SP00329C DIAMOND BLACK BASE/BLACK HANDLES
- SP00327C DIAMOND BLACK BASE/BLUE HANDLES
- SP00328C DIAMOND BLACK BASE/RED HANDLES

DRAWER LOAD



DRAWER LOAD



MAX **KG** LOAD  
**650KG**

\*Images are for illustration purposes only, contents may vary



## TOOL KIT IN TECH SERIES ROLL CAB. - METRIC ONLY

### TOOL KIT IN TECH SERIES ROLL CAB. - METRIC ONLY 387 PIECE

9 DRAWER TECH SERIES ROLL CAB.  
745W x 480D x 807H (mm)  
(1030H WITH CASTORS)

#### FEATURES

- 25% thicker steel dog bone style frame construction offers maximum rigidity
- Soft Close Drawers with heavy duty full extension ball bearing drawer slides
- SP Kliklok drawer locking system ensures drawers stay closed and secure
- Stainless steel worktop
- Internal locking system for extra security
- Side storage compartments suitable for aerosol cans
- Corner protection.
- Heavy duty castors - 2x lockable swivel
- Paper towel holder
- Side storage compartment/bin
- Standard drawer load weight: 40Kg
- Bottom drawer load weight: 80Kg

#### DRAWER DIMENSIONS

- 6x Drawers: 570w x 405d x 54h
- 2x Drawers: 570w x 405d x 112h
- 2x Drawer: 570w x 405d x 170h

### HEAVY DUTY RATCHETS

- Strengthened ratchet gear teeth to sustain maximum applied torque
- Reversible ratchet head
- Quick socket release mechanism



### GEAR DRIVE RING END

SP Tools patented GEAR DRIVE spanners are precisely machined with deeper gears for greater torque loading and reliability with 72 teeth that only require 5° of space per turn

Quick reverse switch to change ratchet rotation direction



### QUAD DRIVE SPANNERS

SP Tools patented QUAD DRIVE open end offers 4 times the gripping power of a standard Combination spanner by wrapping around the fastener and maximising the contact on the flat sides of the fastener head, not

PATENTED



#### CONTENTS:



SP05000



SP50025



SP00552



SP00533



SP50075



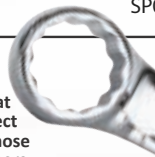
SP00503



SP00507

### FLAT DRIVE RING END

SP Tools RING END spanners feature flat drive ring ends, making them the perfect spanner for getting to and loosening those tricky, hard to reach, often worn fasteners by increasing the contact area with the nut or bolt head



### FLARE NUT RING END

SP Tools FLARE NUT spanners feature oversized spanner head surfaces that grip multiple sides of the fastener to reduce rounding. Ideal for use on soft fittings in aluminium, copper and brass on fuel, brake, air conditioning,



**25%**  
THICKER STEEL

**DOG BONE**  
FRAME



FULL DRAWER  
EXTENSION

**SOFT**  
CLOSE



DUAL LAYER  
POWDER COAT

**SECURE**  
LOCK

**LATEST COLOUR OPTIONS**

Head over to the SP Tools website for LIMITED EDITION colour options.

[WWW.SPTOOLS.EU](http://WWW.SPTOOLS.EU)



METRIC ONLY

# TECH SERIES

SP TECHNICIANS TOOL KITS HAVE BEEN DEVELOPED IN CONJUNCTION WITH MANY CAR MANUFACTURERS TO ENABLE YOU TO SERVICE TODAY'S MODERN CARS.

STAINLESS STEEL WORK TOP

745mm

**EVA TOOL STORAGE**

All tools are housed in EVA foam organiser trays

**cliklok**

Drawer locking system ensures drawers stay closed and secure

**HEAVY DUTY FULL EXTENSION DRAWERS**

**CORNER PROTECTION**

**SOFT CLOSE DRAWERS**

1030mm

480mm

PAPER TOWEL HOLDER

DUAL FUNCTION SIDE STORAGE COMPARTMENT

HEAVY DUTY CASTORS

2x Swivel & Lockable

TOOLKIT NUMBERS:

- SP01079 DIAMOND BLACK BASE/BLACK HANDLES
- SP01080 DIAMOND BLACK BASE/BLUE HANDLES
- SP01081 DIAMOND BLACK BASE/RED HANDLES

DRAWER LOAD



DRAWER LOAD



MAX **KG** LOAD  
650KG

\*Images are for illustration purposes only, contents may vary



**TOOL KIT IN TECH SERIES ROLL CAB. - METRIC ONLY**

**TOOL KIT IN TECH SERIES ROLL CAB. - METRIC ONLY 387 PIECE**

9 DRAWER TECH SERIES ROLL CAB.  
745W x 480D x 807H (mm)  
(1030H WITH CASTORS)

**FEATURES**

- 25% thicker steel dog bone style frame construction offers maximum rigidity
- Soft Close Drawers with heavy duty full extension ball bearing drawer slides
- SP Kliklok drawer locking system ensures drawers stay closed and secure
- Stainless steel worktop
- Internal locking system for extra security
- Side storage compartments suitable for aerosol cans
- Corner protection.
- Heavy duty castors - 2x lockable swivel
- Paper towel holder
- Side storage compartment/bin
- Standard drawer load weight: 40Kg
- Bottom drawer load weight: 80Kg

**DRAWER DIMENSIONS**

- 6x Drawers: 570w x 405d x 54h
- 2x Drawers: 570w x 405d x 112h
- 2x Drawer: 570w x 405d x 170h

**HEAVY DUTY RATCHETS**

- Strengthened ratchet gear teeth to sustain maximum applied torque
- Reversible ratchet head
- Quick socket release mechanism



**GEAR DRIVE RING END**

SP Tools patented GEAR DRIVE spanners are precisely machined with deeper gears for greater torque loading and reliability with 72 teeth that only require 5° of space per turn

Quick reverse switch to change ratchet rotation direction



**QUAD DRIVE SPANNERS**

SP Tools patented QUAD DRIVE open end offers 4 times the gripping power of a standard Combination spanner by wrapping around the fastener and maximising the contact on the flat sides of the fastener head, not

PATENTED



**CONTENTS:**



SP05000



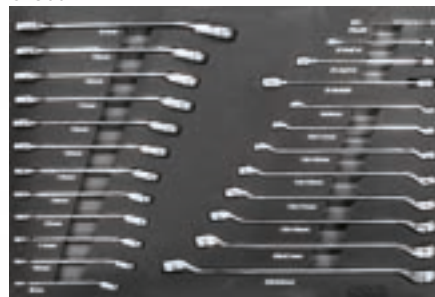
SP50025



SP50024



SP50013EU




SP50012



SP00533



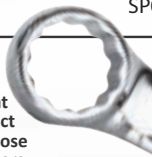
SP50075



SP00503


**FLAT DRIVE RING END**

SP Tools RING END spanners feature flat drive ring ends, making them the perfect spanner for getting to and loosening those tricky, hard to reach, often worn fasteners by increasing the contact area with the nut or bolt head



**FLARE NUT RING END**

SP Tools FLARE NUT spanners feature oversized spanner head surfaces that grip multiple sides of the fastener to reduce rounding. Ideal for use on soft fittings in aluminium, copper and brass on fuel, brake, air conditioning,



FULL DRAWER EXTENSION



SOFT CLOSE



DUAL LAYER POWDER COAT



SECURE LOCK

**LATEST COLOUR OPTIONS**

Head over to the SP Tools website for LIMITED EDITION colour options.

**WWW.SPTOOLS.EU**



**METRIC ONLY**

**INCLUDING LAPTOP/  
TABLET STAND**

**SP TECHNICIANS TOOL KITS HAVE BEEN DEVELOPED IN CONJUNCTION WITH MANY CAR MANUFACTURERS TO ENABLE YOU TO SERVICE TODAY'S MODERN CARS.**

# TECH SERIES

**EVA TOOL STORAGE**

All tools are housed in EVA foam organiser trays

**cliklok**

Drawer locking system ensures drawers stay closed and secure

**HEAVY DUTY FULL EXTENSION DRAWERS**

**CORNER PROTECTION**

**SOFT CLOSE DRAWERS**

480mm

745mm

1030mm

**PAPER TOWEL HOLDER**

**DUAL FUNCTION SIDE STORAGE COMPARTMENT**

**HEAVY DUTY CASTORS**

2x Swivel & Lockable

**TOOLKIT NUMBERS:**

**SP01078 DIAMOND BLACK BASE/BLACK HANDLES**

**DRAWER LOAD**

**KG 40**

**DRAWER LOAD**

**KG 80**

**MAX**

**KG**

**LOAD**

**650KG**

\*Images are for illustration purposes only, contents may vary



**TOOL KIT IN TECH SERIES ROLL CAB. - METRIC ONLY**

**TOOL KIT IN TECH SERIES ROLL CAB. - METRIC ONLY  
396 PIECE**

9 DRAWER TECH SERIES ROLL CAB.  
745W x 480D x 807H (mm)  
(1030H WITH CASTORS)

**FEATURES**

- 25% thicker steel dog bone style frame construction offers maximum rigidity
- Soft Close Drawers with heavy duty full extension ball bearing drawer slides
- SP Cliklok drawer locking system ensures drawers stay closed and secure
- Stainless steel worktop
- Internal locking system for extra security
- Side storage compartments suitable for aerosol cans
- Corner protection.
- Heavy duty castors - 2x lockable swivel
- Paper towel holder
- Side storage compartment/bin
- Standard drawer load weight: 40Kg
- Bottom drawer load weight: 80Kg

**DRAWER DIMENSIONS**

- 6x Drawers: 570w x 405d x 54h
- 2x Drawers: 570w x 405d x 112h
- 2x Drawer: 570w x 405d x 170h

**HEAVY DUTY RATCHETS**

- Strengthened ratchet gear teeth to sustain maximum applied torque
- Reversible ratchet head
- Quick socket release mechanism



**GEAR DRIVE RING END**

SP Tools patented GEAR DRIVE spanners are precisely machined with deeper gears for greater torque loading and reliability with 72 teeth that only require 5° of space per turn

Quick reverse switch to change ratchet rotation direction



**QUAD DRIVE SPANNERS**

SP Tools patented QUAD DRIVE open end offers 4 times the gripping power of a standard Combination spanner by wrapping around the fastener and maximising the contact on the flat sides of the fastener head, not

PATENTED



**CONTENTS:**



SP05000



SP50025



SP00552



SP50070



SP00503



SP00507



SP55900



SP55910

**FULL VDE TOOLKIT**



This Toolkit features a full VDE 1000v Certified toolkit that contains every tool you'll need for working on hi-voltage cars & vehicles. Crafted with precision, these VDE tools are specially designed with insulated handles to protect you from electric shock while working on live circuits. The ergonomic handles offer a comfortable grip, preventing any hand fatigue and ensuring maximum control and accuracy during use. These VDE items undergo rigorous testing to guarantee compliance with international safety standards. With a VDE certification, you can rely on these screwdrivers to provide the highest level of protection.



FULL DRAWER EXTENSION



SOFT CLOSE



DUAL LAYER POWDER COAT



SECURE LOCK

**LATEST COLOUR OPTIONS**

Head over to the SP Tools website for LIMITED EDITION colour options.

**WWW.SPTOOLS.EU**



METRIC ONLY

# TECH SERIES

745mm

DUAL GAS STRUT LID STAYS

SIDE STORAGE COMPARTMENTS  
Suitable for aerosol cans

1520mm

PAPER TOWEL HOLDER

DUAL FUNCTION SIDE STORAGE COMPARTMENT

HEAVY DUTY FULL EXTENSION DRAWERS

CORNER PROTECTION

480mm

HEAVY DUTY CASTORS  
2x Swivel & Lockable

SP TECHNICIANS TOOL KITS HAVE BEEN DEVELOPED IN CONJUNCTION WITH MANY CAR MANUFACTURERS TO ENABLE YOU TO SERVICE TODAY'S MODERN CARS.

KIT INCLUDES  
QUAD DRIVE, FLARE NUT, E-TORX & DOUBLE RING SPANNERS



EVA TOOL STORAGE

Spanners and sockets housed in EVA foam organiser trays




Drawer locking system ensures drawers stay closed and secure

DRAWER LOAD



DRAWER LOAD



TOOLKIT NUMBERS:

- SP00329XL DIAMOND BLACK BASE/BLACK HANDLES
- SP00327XL DIAMOND BLACK BASE/BLUE HANDLES
- SP00328XL DIAMOND BLACK BASE/RED HANDLES

25% THICKER STEEL

DOG BONE FRAME

FULL DRAWER EXTENSION

SOFT CLOSE

DUAL LAYER POWDER COAT

SECURE LOCK

\*Images are for illustration purposes only, contents may vary



## TOOL KIT IN TECH SERIES COMBO SET - METRIC ONLY

### TOOL KIT IN TECH SERIES COMBO SET - METRIC ONLY 427 PIECE

**16 DRAWER TECH SERIES TOOL BOX & ROLLER CABINET COMBO**  
745w x 480d x 1390h (mm)  
(1520h with castors)

#### FEATURES


- 25% thicker steel dog bone style frame construction offers maximum rigidity
- Soft Close Drawers with heavy duty full extension ball bearing drawer slides
- SP Kliklok drawer locking system ensures drawers stay closed and secure
- Stainless steel worktop
- Internal locking system for extra security
- Side storage compartments suitable for aerosol cans
- Corner protection.
- Heavy duty castors - 2x lockable swivel
- Paper towel holder
- Side storage compartment/bin
- Standard drawer load weight: 40Kg
- Bottom drawer load weight: 80Kg

#### DRAWER DIMENSIONS

**7 Drawer Tech Series Tool Box**  
730w x 480d x 507h (mm)  
Drawers Dimensions: (mm)  
• 3x Drawers: 170w x 405d x 54h  
• 2x Drawers: 570w x 405d x 54h  
• 2x Drawers: 570w x 405d x 83h


**9 Drawer Tech Series Roller Cabinet**  
745w x 480d x 1030h (mm)  
Drawers Dimensions:  
• 6x Drawers: 570w x 405d x 54h  
• 2x Drawers: 570w x 405d x 112h  
• 2x Drawer: 570w x 405d x 170h

#### CONTENTS:



SP50000


SP50025



SP50024




SP50013EU




SP50012



SP00533



SP50075



SP00503



SP00507



SP50080

### QUAD DRIVE SPANNERS

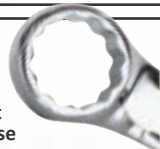
SP Tools patented QUAD DRIVE open end offers 4 times the gripping power of a standard Combination spanner by wrapping around the fastener and maximising the contact on the flat sides of the fastener head, not



PATENTED

### FLAT DRIVE RING END

SP Tools RING END spanners feature flat drive ring ends, making them the perfect spanner for getting to and loosening those tricky, hard to reach, often worn fasteners by increasing the contact area with the nut or bolt head




### E-TORX DOUBLE RING END

SP Tools E-TORX spanners are ideal for applications where specialised E-Torx spanners are required, such as on most European car makes and models



### FLARE NUT RING END

SP Tools FLARE NUT spanners feature oversized spanner head surfaces that grip multiple sides of the fastener to reduce rounding. Ideal for use on soft fittings in aluminium, copper and brass on fuel, brake, air conditioning, diesel lines and diesel injectors



➤ **LATEST COLOUR OPTIONS**

Head over to the SP Tools website for LIMITED EDITION colour options.

[WWW.SPTOOLS.EU](http://WWW.SPTOOLS.EU)



METRIC ONLY

# TECH SERIES

# WIDE SERIES

SP TECHNICIANS TOOL KITS HAVE BEEN DEVELOPED IN CONJUNCTION WITH MANY CAR MANUFACTURERS TO ENABLE YOU TO SERVICE TODAY'S MODERN CARS.

STAINLESS STEEL WORK TOP

DEEP TOP DRAWER  
Full Length

1145mm

1030mm

480mm

DRAWER LOAD

KG 40

DRAWER LOAD

KG 80

PAPER TOWEL HOLDER

CORNER PROTECTION

**EVA** TOOL STORAGE

Spanners and sockets housed in EVA foam organiser trays

DUAL FUNCTION SIDE STORAGE COMPARTMENT

HEAVY DUTY CASTORS  
2x Swivel & Lockable

HEAVY DUTY FULL EXTENSION DRAWERS



Drawer locking system ensures drawers stay closed and secure

TOOLKIT NUMBERS:

SP01014 DIAMOND BLACK BASE/BLACK HANDLES

SP01015 DIAMOND BLACK BASE/BLUE HANDLES

SP01016 DIAMOND BLACK BASE/RED HANDLES

\*Images are for illustration purposes only, contents may vary



## TOOL KIT IN WIDE TECH SERIES ROLL CAB. - METRIC ONLY

### TOOL KIT IN WIDE TECH SERIES ROLL CABINET METRIC ONLY 411 PIECE

13 DRAWER TECH SERIES ROLL CAB.  
1145W x 480D x 870H (mm)  
(1030H WITH CASTORS)

#### FEATURES

- 25% thicker steel dog bone style frame construction offers maximum rigidity
- Soft Close Drawers with heavy duty full extension ball bearing drawer slides
- Stainless steel worktop
- SP Kliklok drawer locking system ensures drawers stay closed and secure
- Internal locking system for extra security
- Side storage compartments suitable for aerosol cans
- Corner protection
- Heavy duty castors - 2x lockable swivel
- Paper towel holder
- Side storage compartment/bin
- Top drawer load weight: 80Kg
- Drawer load weight: 40Kg
- Bottom drawers load weight: 80Kg

#### DRAWER DIMENSIONS

- 1x Drawer: 937w x 405d x 130h
- 5x Drawers: 570w x 405d x 54h
- 1x Drawer: 570w x 405d x 112h
- 1x Drawer: 570w x 405d x 170h
- 3x Drawers: 313w x 405d x 54h
- 1x Drawer: 313w x 405d x 112h
- 1x Drawer: 313w x 405d x 286h

### TECH SOCKETS & ACCS.

- Includes Tech Series sockets and accessories, manufactured from high grade CR-V steel
- One piece steel handle, reversible compact head ratchets feature specially strengthened ratchet gear teeth to sustain maximum applied torque
- Tough triple chrome, high polish finishes provide for an easy clean-up
- Twin knurling on sockets allows for improved grip, especially useful in oily/greasy conditions

#### CONTENTS:



SP00666



SP50013EU



SP50012



SP00533



SP50075



SP00503



SP00507



SP00524



SP00565

**25%**  
THICKER STEEL

**DOG BONE**  
FRAME

**FULL DRAWER**  
EXTENSION

**SOFT**  
CLOSE

**DUAL LAYER**  
POWDER COAT

**SECURE**  
LOCK

**LATEST COLOUR OPTIONS**

Head over to the SP Tools website for LIMITED EDITION colour options.

**WWW.SPTOOLS.EU**

\*Images are for illustration purposes only, contents may vary



METRIC ONLY

# TECH SERIES

# WIDE SERIES

SP TECHNICIANS TOOL KITS HAVE BEEN DEVELOPED IN CONJUNCTION WITH MANY CAR MANUFACTURERS TO ENABLE YOU TO SERVICE TODAY'S MODERN CARS.

STAINLESS STEEL WORK TOP

DEEP TOP DRAWER Full Length

1145mm

1030mm

480mm

DRAWER LOAD

KG 40

DRAWER LOAD

KG 80

PAPER TOWEL HOLDER

CORNER PROTECTION

**EVA TOOL STORAGE**

Spanners and sockets housed in EVA foam organiser trays

DUAL FUNCTION SIDE STORAGE COMPARTMENT

HEAVY DUTY CASTORS  
2x Swivel & Lockable

HEAVY DUTY FULL EXTENSION DRAWERS



Drawer locking system ensures drawers stay closed and secure

TOOLKIT NUMBERS:

- SP01060 DIAMOND BLACK BASE/BLACK HANDLES
- SP01061 DIAMOND BLACK BASE/BLUE HANDLES
- SP01062 DIAMOND BLACK BASE/RED HANDLES



## TOOL KIT IN WIDE TECH SERIES ROLL CAB. - METRIC ONLY

### TOOL KIT IN WIDE TECH SERIES ROLL CABINET METRIC ONLY 470 PIECE

13 DRAWER TECH SERIES ROLL CAB.  
1145W x 480D x 870H (mm)  
(1030H WITH CASTORS)

#### FEATURES

- 25% thicker steel dog bone style frame construction offers maximum rigidity
- Soft Close Drawers with heavy duty full extension ball bearing drawer slides
- Stainless steel worktop
- SP Cliklok drawer locking system ensures drawers stay closed and secure
- Internal locking system for extra security
- Side storage compartments suitable for aerosol cans
- Corner protection
- Heavy duty castors - 2x lockable swivel
- Paper towel holder
- Side storage compartment/bin
- Top drawer load weight: 80Kg
- Drawer load weight: 40Kg
- Bottom drawers load weight: 80Kg

#### DRAWER DIMENSIONS

- 1x Drawer: 937w x 405d x 130h
- 5x Drawers: 570w x 405d x 54h
- 1x Drawer: 570w x 405d x 112h
- 1x Drawer: 570w x 405d x 170h
- 3x Drawers: 313w x 405d x 54h
- 1x Drawer: 313w x 405d x 112h
- 1x Drawer: 313w x 405d x 286h

### TECH SOCKETS & ACCS.

- Includes Tech Series sockets and accessories are manufactured from high grade CR-V steel
- One piece steel handle, reversible compact head ratchets feature specially strengthened ratchet gear teeth to sustain maximum applied torque
- Tough triple chrome, high polish finishes provide for an easy clean-up
- Twin knurling on sockets allows for improved grip, especially useful in oily/greasy conditions

### QUAD DRIVE SPANNERS

SP Tools patented QUAD DRIVE open end offers 4 times the gripping power of a standard Combination spanner by wrapping around the fastener and maximising the contact on the flat sides of the fastener head, not

PATENTED

#### CONTENTS:



SP00666



SP50024



SP00552



SP00533



SP00075



SP00503



SP00507




SP00524



SP00565



SP00660



SP50030

➤ **LATEST COLOUR OPTIONS**

Head over to the SP Tools website for LIMITED EDITION colour options.

[WWW.SPTOOLS.EU](http://WWW.SPTOOLS.EU)

\*Images are for illustration purposes only, contents may vary



METRIC ONLY

# TECH SERIES

## WIDE SERIES

SP TECHNICIANS TOOL KITS HAVE BEEN DEVELOPED IN CONJUNCTION WITH MANY TRUCK MANUFACTURERS TO ENABLE YOU TO SERVICE TODAY'S MODERN TRUCKS.

KIT INCLUDES  
QUAD DRIVE, FLARE NUT,  
E-TORX & DOUBLE RING  
SPANNERS



STAINLESS STEEL  
WORK TOP

DEEP TOP DRAWER  
Full Length

1145mm

1030mm

480mm



DRAWER LOAD

KG 40

DRAWER LOAD

KG 80

PAPER TOWEL  
HOLDER

CORNER  
PROTECTION

**EVA** TOOL  
STORAGE

Spanners and sockets  
housed in EVA foam  
organiser trays

DUAL FUNCTION  
SIDE STORAGE  
COMPARTMENT

HEAVY DUTY  
CASTORS  
2x Swivel & Lockable

HEAVY DUTY  
FULL EXTENSION  
DRAWERS



Drawer locking system  
ensures drawers stay  
closed and secure

TOOLKIT NUMBERS:

- SP01039 DIAMOND BLACK BASE/BLACK HANDLES
- SP01040 DIAMOND BLACK BASE/BLUE HANDLES
- SP01041 DIAMOND BLACK BASE/RED HANDLES



## TOOL KIT IN WIDE TECH SERIES ROLL CAB. - METRIC ONLY

### TOOL KIT IN WIDE TECH SERIES ROLL CABINET METRIC ONLY 418 PIECE

13 DRAWER TECH SERIES ROLL CAB.  
1145W x 480D x 870H (mm)  
(1030H WITH CASTORS)

#### FEATURES

- 25% thicker steel dog bone style frame construction offers maximum rigidity
- Soft Close Drawers with heavy duty full extension ball bearing drawer slides
- Stainless steel worktop
- SP Cliklok drawer locking system ensures drawers stay closed and secure
- Internal locking system for extra security
- Side storage compartments suitable for aerosol cans
- Corner protection
- Heavy duty castors - 2x lockable swivel
- Paper towel holder
- Side storage compartment/bin
- Top drawer load weight: 80Kg
- Drawer load weight: 40Kg
- Bottom drawers load weight: 80Kg

#### DRAWER DIMENSIONS

- 1x Drawer: 937w x 405d x 130h
- 5x Drawers: 570w x 405d x 54h
- 1x Drawer: 570w x 405d x 112h
- 1x Drawer: 570w x 405d x 170h
- 3x Drawers: 313w x 405d x 54h
- 1x Drawer: 313w x 405d x 112h
- 1x Drawer: 313w x 405d x 286h

### TECH SOCKETS & ACCS.

- Includes Tech Series sockets and accessories are manufactured from high grade CR-V steel
- One piece steel handle, reversible compact head ratchets feature specially strengthened ratchet gear teeth to sustain maximum applied torque
- Tough triple chrome, high polish finishes provide for an easy clean-up
- Twin knurling on sockets allows for improved grip, especially useful in oily/greasy conditions

### HEAVY DUTY TOOLKIT

This SP Tools Toolkit contains big 3/4" drive impact sockets and spanners up to 46mm special designed to use in the bigger industries such as truck & trailer branche.

PATENTED

#### CONTENTS:



SP00666



SP50013EU



SP50012



SP00533



SP50075



SP00664



SP00665



SP00524



SP00565



SP00569



SP00503-1

➤ **LATEST COLOUR OPTIONS**

Head over to the SP Tools website for LIMITED EDITION colour options.

[WWW.SPTOOLS.EU](http://WWW.SPTOOLS.EU)

\*Images are for illustration purposes only, contents may vary



METRIC ONLY

# TECH SERIES

SP TECHNICIANS TOOL KITS HAVE BEEN DEVELOPED IN CONJUNCTION WITH MANY TRUCK MANUFACTURERS TO ENABLE YOU TO SERVICE TODAY'S MODERN TRUCKS.

1145mm

1507

480mm

### SIDE STORAGE COMPARTMENTS

Suitable for aerosol cans

### PAPER TOWEL HOLDER

### DUAL FUNCTION SIDE STORAGE COMPARTMENT

### HEAVY DUTY FULL EXTENSION DRAWERS

### CORNER PROTECTION

### HEAVY DUTY CASTORS

2x Swivel & Lockable

KIT INCLUDES

QUAD DRIVE, FLARE NUT, E-TORX & DOUBLE RING SPANNERS



### EVA TOOL STORAGE

Spanners and sockets housed in EVA foam organiser trays

### cliklok

Drawer locking system ensures drawers stay closed and secure

### DRAWER LOAD

KG 40

### DRAWER LOAD

KG 80

TOOLKIT NUMBERS:

SP01073 DIAMOND BLACK BASE/BLACK HANDLES

25% THICKER STEEL

DOG BONE FRAME

FULL DRAWER EXTENSION

SOFT CLOSE

DUAL LAYER POWDER COAT

SECURE LOCK



**TOOL KIT IN WIDE TECH SERIES COMBO SET - METRIC ONLY**

**TOOL KIT IN WIDE TECH SERIES COMBO SET METRIC ONLY 519 PIECE**

**20 DRAWER TECH SERIES COMBO SET**  
**1145W x 480D x 1520H (mm)**  
**(WITH CASTORS)**

**FEATURES**

- 25% thicker steel dog bone style frame construction offers maximum rigidity
- Soft Close Drawers with heavy duty full extension ball bearing drawer slides
- Stainless steel worktop
- SP Clikklok drawer locking system ensures drawers stay closed and secure
- Internal locking system for extra security
- Side storage compartments suitable for aerosol cans
- Corner protection
- Heavy duty castors - 2x lockable swivel
- Paper towel holder
- Side storage compartment/bin
- Top drawer load weight: 80Kg
- Drawer load weight: 40Kg
- Bottom drawers load weight: 80Kg

**DRAWER DIMENSIONS**

**13 DRAWER TECH SERIES ROLL CAB.**  
**1145W x 480D x 870H (mm)**  
**(1030H WITH CASTORS)**

- 1x Drawer: 937w x 405d x 130h
- 5x Drawers: 570w x 405d x 54h
- 1x Drawer: 570w x 405d x 112h
- 1x Drawer: 570w x 405d x 170h
- 3x Drawers: 313w x 405d x 54h
- 1x Drawer: 313w x 405d x 112h
- 1x Drawer: 313w x 405d x 286h

**7 Drawer Tech Series wide Tool Box**  
**1145w x 480d x 490h (mm)**  
**Drawers Dimensions: (mm)**

- 2x Drawers: 570w x 405d x 54h
- 2x Drawers: 570w x 405d x 170h
- 3x Drawers: 313w x 405d x 112h

**TECH SOCKETS & ACCS.**

- Includes Tech Series sockets and accessories, manufactured from high grade CR-V steel.

One piece steel handle, reversible compact head ratchets feature specially strengthened ratchet gear teeth to sustain maximum applied torque



SP00666




SP50024



SP00664



SP50013EU



SP50012



SP00665



SP00533



SP00507



SP50075




SP00660



SP00569



SP00524



SP50030



SP00568



METRIC ONLY

# CUSTOM SERIES

668mm



461mm

316mm

KIT INCLUDES  
QUAD DRIVE & GEAR  
DRIVE SPANNERS

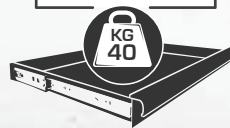


**EVA** TOOL  
STORAGE

All tools are  
housed in EVA foam  
organiser trays

DUAL GAS STRUT  
LID STAYS

DRAWER LOAD



HEAVY DUTY  
FULL EXTENSION  
DRAWERS

HEAVY DUTY BALL  
BEARING DRAWER  
SLIDES

**STEEL FRAME**



FULL DRAWER  
EXTENSION



BALL  
BEARING  
SLIDES



DUAL LAYER  
POWDER COAT



SECURE  
LOCK



## CUSTOM SERIES TOOL KIT - METRIC ONLY

SP00112 BLACK

### CUSTOM SERIES TOOL KIT METRIC ONLY 105 PIECE

7 DRAWER CUSTOM SERIES TOOL BOX  
668W x 316D x 461H (mm)

#### FEATURES

- Internal locking system for extra security
- Heavy duty 28 ball bearing drawer slides
- Robust wall construction
- Double powder coating resists scratching
- Full drawer extension capabilities
- Drawer load weight: 40Kg

#### DRAWER DIMENSIONS

- 3x Drawers: 160w x 277d x 40h
- 2x Drawers: 570w x 277d x 40h
- 2x Drawers: 570w x 277d x 70h

#### CONTENTS:



SP50028L



SP50014



SP00516

### HEAVY DUTY RATCHETS

- Strengthened ratchet gear teeth to sustain maximum applied torque
- Reversible ratchet head
- Quick socket release mechanism
- Manufactured from high grade Chrome Vanadium Steel (Cr-V)



### CHROME RATCHETS?

This tool kit can also be matched with the below Chrome ratchet inlay.



SP50028M

### FLAT DRIVE TECHNOLOGY

Perfectly flat spanner head surfaces allow for maximum contact between the spanner and the bolt or nut, maximising grip and enhancing applied torque



SP FLAT DRIVE  
SPANNER HEAD



REGULAR  
CONTACT AREA

### QUAD DRIVE SPANNERS

SP Tools patented QUAD DRIVE open end offers 4 times the gripping power of a standard Combination spanner by wrapping around the fastener and maximising the contact on the flat sides of the fastener head, not



PATENTED

### FLAT DRIVE RING END

SP Tools RING END spanners feature flat drive ring ends, making them the perfect spanner for getting to and loosening those tricky, hard to reach, often worn fasteners by increasing the contact area with the nut or bolt head



### HEAVY DUTY SOCKETS

- All SP Tools sockets and accessories are manufactured from high grade chrome vanadium steel and exceed international DIN and ANSI standards. Designed to withstand the rigours of industrial and trade use
- Tough triple chrome, high polish finishes provide for an easy clean-up
- Twin knurling on sockets allows for improved grip, especially useful in oily/greasy conditions
- FLAT DRIVE TECHNOLOGY Maximises contact on the flat sides of the bolt or nut, not the points



METRIC ONLY

# CUSTOM SERIES

668mm



461mm

316mm

KIT INCLUDES  
QUAD DRIVE & GEAR  
DRIVE SPANNERS

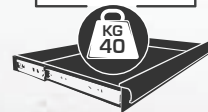


**EVA** TOOL  
STORAGE

All tools are housed in  
EVA foam organiser trays

DUAL GAS STRUT  
LID STAYS

DRAWER LOAD



HEAVY DUTY  
FULL EXTENSION  
DRAWERS

HEAVY DUTY BALL  
BEARING DRAWER  
SLIDES

**STEEL FRAME**



FULL DRAWER  
EXTENSION



BALL  
BEARING  
SLIDES



DUAL LAYER  
POWDER COAT



SECURE  
LOCK

\*Images are for illustration purposes only, contents may vary



## CUSTOM SERIES TOOL KIT - METRIC ONLY

SP00499 BLACK/SILVER

### CUSTOM SERIES TOOL KIT METRIC ONLY 130 PIECE

7 DRAWER CUSTOM SERIES TOOL BOX  
STANDARD DEPTH  
668W x 316D x 461H (mm)

#### FEATURES

- Internal locking system for extra security
- Heavy duty 28 ball bearing drawer slides
- Robust wall construction
- Double powder coating resists scratching
- Full drawer extension capabilities
- Drawer load weight: 40Kg

#### DRAWER DIMENSIONS

- 3x Drawers: 160w x 277d x 40h
- 2x Drawers: 570w x 277d x 40h
- 2x Drawers: 570w x 277d x 70h

#### CONTENTS:



SP50028M



SP00558



SP00557



SP00516

### HEAVY DUTY RATCHETS

- Strengthened ratchet gear teeth to sustain maximum applied torque
- Reversible ratchet head
- Quick socket release mechanism
- Manufactured from high grade Chrome Vanadium Steel (Cr-V)



### QUAD DRIVE SPANNERS

SP Tools patented QUAD DRIVE open end offers 4 times the gripping power of a standard Combination spanner by wrapping around the fastener and maximising the contact on the flat sides of the fastener head, not



PATENTED

### GEAR DRIVE RING END

SP Tools patented GEAR DRIVE spanners are precisely machined with deeper gears for greater torque loading and reliability with 72 teeth that only require 5° of space per turn

Quick reverse switch to change ratchet rotation direction



### FLAT DRIVE RING END

SP Tools RING END spanners feature flat drive ring ends, making them the perfect spanner for getting to and loosening those tricky, hard to reach, often worn fasteners by increasing the contact area with the nut or bolt head



### HEAVY DUTY SOCKETS

- All SP Tools sockets and accessories are manufactured from high grade chrome vanadium steel and exceed international DIN and ANSI standards. Designed to withstand the rigours of industrial and trade use
- Tough triple chrome, high polish finishes provide for an easy clean-up
- Twin knurling on sockets allows for improved grip, especially useful in oily/greasy conditions
- FLAT DRIVE TECHNOLOGY Maximises contact on the flat sides of the bolt or nut, not the points



**METRIC ONLY**

# CUSTOM SERIES



**KIT INCLUDES**  
**QUAD DRIVE & FLARE**  
**NUT SPANNERS**



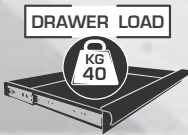
**EVA TOOL STORAGE**  
all tools are housed in  
EVA foam organiser trays

**HEAVY DUTY**  
**FULL EXTENSION**  
**DRAWERS**

**HEAVY DUTY BALL**  
**BEARING DRAWER**  
**SLIDES**

**HEAVY DUTY**  
**CASTORS**  
2x Swivel & Lockable

**SOFT CLOSE**  
**DRAWERS**



- SP01082** BLACK BASE/BLACK DRAWERS
- SP01083** BLACK BASE/GREY DRAWERS

\*Images are for illustration purposes only, contents may vary



## TOOL KIT IN CUSTOM SERIES BOX - METRIC ONLY

### TOOL KIT IN CUSTOM SERIES ROLLER CABINET - METRIC ONLY 214 PIECE

7 DRAWER CUSTOM SERIES ROLLER CABINET  
699W x 460D x 1042H (mm)

#### FEATURES

- Internal locking system for extra security
- Heavy duty 28 ball bearing drawer slides
- Robust wall construction
- Double powder coating resists scratching
- Full drawer extension capabilities
- Heavy duty castors - 2x lockable swivel
- Standard drawer load weight: 40Kg
- Bottom drawer load weight: 80Kg

#### DRAWER DIMENSIONS

- 5x Drawers: 313w x 405d x 74h
- 2x Drawer: 313w x 405d x 153h

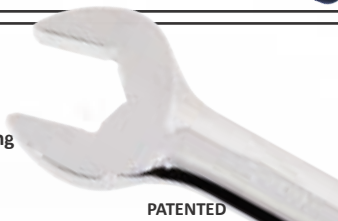


### HEAVY DUTY RATCHETS

- Strengthened ratchet gear teeth to sustain maximum applied torque
- Reversible ratchet head
- Quick socket release mechanism
- Manufactured from high grade Chrome Vanadium Steel (Cr-V)

### QUAD DRIVE SPANNERS

SP Tools patented QUAD DRIVE open end offers 4 times the gripping power of a standard Combination spanner by wrapping around the fastener and maximising the contact on the flat sides of the fastener head, not



PATENTED

### FLAT DRIVE TECHNOLOGY

Perfectly flat spanner head surfaces allow for maximum contact between the spanner and the bolt or nut, maximising grip and enhancing applied torque

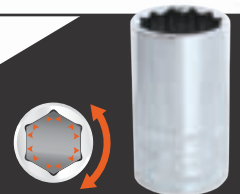


SP FLAT DRIVE SPANNER HEAD

REGULAR CONTACT AREA

### HEAVY DUTY SOCKETS & ACCESSORIES

- All SP Tools sockets and accessories are manufactured from high grade chrome vanadium steel and exceed international DIN and ANSI standards. Designed to withstand the rigours of industrial and trade use
- Tough triple chrome, high polish finishes provide for an easy clean-up
- Twin knurling on sockets allows for improved grip, especially useful in oily/greasy conditions
- FLAT DRIVE TECHNOLOGY Maximises contact on the flat sides of the bolt or nut, not the points




#### CONTENTS:



SP50002



SP50013EU



SP00522



SP00507

**STEEL FRAME**

**FULL DRAWER EXTENSION**

**BALL BEARING SLIDES**

**DUAL LAYER POWDER COAT**

**SECURE LOCK**

**LATEST COLOUR OPTIONS**

Head over to the SP Tools website for LIMITED EDITION colour options.

**WWW.SPTOOLS.EU**

**METRIC ONLY**

# CUSTOM SERIES



**KIT INCLUDES**  
QUAD DRIVE & FLARE  
NUT SPANNERS



**EVA TOOL STORAGE**  
all tools are housed in  
EVA foam organiser trays

**HEAVY DUTY**  
FULL EXTENSION  
DRAWERS

**HEAVY DUTY BALL**  
BEARING DRAWER  
SLIDES

**HEAVY DUTY**  
CASTORS  
2x Swivel & Lockable

**SOFT CLOSE**  
DRAWERS



**SP01084** BLACK BASE/SILVER HANDLES  
**SP01085** BLACK BASE/BLUE HANDLES



## TOOL KIT IN CUSTOM SERIES BOX - METRIC ONLY

### CONTENTS:

### TOOL KIT IN CUSTOM SERIES ROLLER CABINET - METRIC ONLY 334 PIECE

7 DRAWER CUSTOM SERIES ROLLER CABINET  
699W x 460D x 1042H (mm)

#### FEATURES

- Internal locking system for extra security
- Heavy duty 28 ball bearing drawer slides
- Robust wall construction
- Double powder coating resists scratching
- Full drawer extension capabilities
- Heavy duty castors - 2x lockable swivel
- Standard drawer load weight: 40Kg
- Bottom drawer load weight: 80Kg

#### DRAWER DIMENSIONS

- 5x Drawers: 313w x 405d x 74h
- 2x Drawer: 313w x 405d x 153h



SP50002



SP50025




SP50013EU



SP50070



SP00503



SP50080

### FLAT DRIVE TECHNOLOGY

Perfectly flat spanner head surfaces allow for maximum contact between the spanner and the bolt or nut, maximising grip and enhancing applied torque



SP FLAT DRIVE SPANNER HEAD

REGULAR CONTACT AREA


### HEAVY DUTY RATCHETS

- Strengthened ratchet gear teeth to sustain maximum applied torque
- Reversible ratchet head
- Quick socket release mechanism
- Manufactured from high grade Chrome Vanadium Steel (Cr-V)



### HEAVY DUTY SOCKETS & ACCESSORIES

- All SP Tools sockets and accessories are manufactured from high grade chrome vanadium steel and exceed international DIN and ANSI standards. Designed to withstand the rigours of industrial and trade use
- Tough triple chrome, high polish finishes provide for an easy clean-up
- Twin knurling on sockets allows for improved grip, especially useful in oily/greasy conditions
- FLAT DRIVE TECHNOLOGY Maximises contact on the flat sides of the bolt or nut, not the points



➤ LATEST COLOUR OPTIONS

Head over to the SP Tools website for LIMITED EDITION colour options.

[WWW.SPTOOLS.EU](http://WWW.SPTOOLS.EU)

\*Images are for illustration purposes only, contents may vary

METRIC ONLY

# CUSTOM SERIES

KIT INCLUDES  
QUAD DRIVE, FLARE NUT,  
E-TORX & DOUBLE RING  
SPANNERS



QUAD DRIVE  
SPANNERS  
4x more grip



STAINLESS OR  
WOODEN WORK  
TOP OPTIONAL

DEEP TOP DRAWER  
Full Length



**EVA TOOL STORAGE**  
All tools are housed in  
EVA foam organiser trays

**HEAVY DUTY  
FULL EXTENSION  
DRAWERS**

**HEAVY DUTY BALL  
BEARING DRAWER  
SLIDES**

DRAWER LOAD



DRAWER LOAD



**STEEL FRAME**



**FULL DRAWER  
EXTENSION**



**BALL  
BEARING  
SLIDES**



**DUAL LAYER  
POWDER COAT**

**SOFT  
CLOSE**



**SECURE  
LOCK**



Drawer locking system  
ensures drawers stay  
closed and secure

**HEAVY DUTY  
FULL EXTENSION  
DRAWERS**

**HEAVY DUTY  
CASTORS**  
2x Swivel & Lockable

**HEAVY DUTY  
DRAWER SLIDES**

SP01059 BLACK BASE/BLACK HANDLES

SP01033 BLACK BASE/BLUE HANDLES

SP01034 BLACK BASE/RED HANDLES



**TOOL KIT IN WIDE CUSTOM SERIES ROLL CAB. - METRIC ONLY**

**TOOL KIT IN WIDE CUSTOM SERIES ROLL CABINET METRIC ONLY 409 PIECE**

14 DRAWER SUMO SERIES ROLL CAB. 1066W x 480D x 914H (mm) (1090H WITH CASTORS)

**FEATURES**

- Internal locking system for extra security
- Heavy duty 28 ball bearing drawer slides
- Soft Close Drawers with heavy duty full extension ball bearing drawer slides
- Robust wall construction
- Double powder coating resists scratching
- Full drawer extension capabilities
- Heavy duty castors - 2x lockable swiveTop
- Standard drawer load weight: 40Kg
- Bottom drawers load weight: 80Kg

**DRAWER DIMENSIONS**

- 1x Drawer: 935w x 405d x 130h
- 6x Drawers: 570w x 405d x 54h
- 1x Drawer: 570w x 405d x 112h
- 1x Drawer: 570w x 405d x 200h
- 3x Drawers: 315w x 405d x 54h
- 1x Drawer: 315w x 405d x 112h
- 1x Drawer: 315w x 405d x 315h

**TECH SOCKETS & ACCS.**

- Includes Tech Series sockets and accessories are manufactured from high grade CR-V steel
- One piece steel handle, reversible compact head ratchets feature specially strengthened ratchet gear teeth to sustain maximum applied torque
- Tough triple chrome, high polish finishes provide for an easy clean-up
- Twin knurling on sockets allows for improved grip, especially useful in oily/greasy conditions



**QUAD DRIVE SPANNERS**

SP Tools patented QUAD DRIVE open end offers 4 times the gripping power of a standard Combination spanner by wrapping around the fastener and maximising the contact on the flat sides of the fastener head, not



PATENTED

**CONTENTS:**



SP00666



SP00552



SP00533



SP50075



SP00503




SP00524



SP00507



SP00660



SP50030

**➤ LATEST COLOUR OPTIONS**

Head over to the SP Tools website for LIMITED EDITION colour options.

**WWW.SPTOOLS.EU**



METRIC ONLY

# CUSTOM SERIES

**KIT INCLUDES**  
QUAD DRIVE, FLARE NUT,  
E-TORX & DOUBLE RING  
SPANNERS



**QUAD DRIVE SPANNERS**  
4x more grip



**STAINLESS OR  
WOODEN WORK  
TOP OPTIONAL**

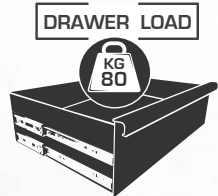
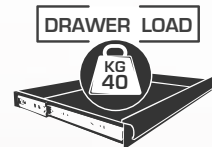
**DEEP TOP DRAWER**  
Full Length



**EVA TOOL STORAGE**  
All tools are housed in  
EVA foam organiser trays

**HEAVY DUTY  
FULL EXTENSION  
DRAWERS**

**HEAVY DUTY BALL  
BEARING DRAWER  
SLIDES**



**STEEL FRAME**

**FULL DRAWER  
EXTENSION**

**BALL  
BEARING  
SLIDES**

**DUAL LAYER  
POWDER COAT**

**SOFT  
CLOSE**

**SECURE  
LOCK**

**cliklok**  
Drawer locking system  
ensures drawers stay  
closed and secure

**HEAVY DUTY  
FULL EXTENSION  
DRAWERS**

**HEAVY DUTY  
CASTORS**  
2x Swivel & Lockable

**HEAVY DUTY  
DRAWER SLIDES**

**SP01063** BLACK BASE/BLACK HANDLES  
**SP01064** BLACK BASE/BLUE HANDLES  
**SP01065** BLACK BASE/RED HANDLES



**TOOL KIT IN WIDE CUSTOM SERIES ROLL CAB. - METRIC ONLY**

**TOOL KIT IN WIDE CUSTOM SERIES ROLL CABINET METRIC ONLY 484 PIECE**

14 DRAWER SUMO SERIES ROLL CAB. 1066W x 480D x 914H (mm) (1090H WITH CASTORS)

**FEATURES**

- Internal locking system for extra security
- Heavy duty 28 ball bearing drawer slides
- Soft Close Drawers with heavy duty full extension ball bearing drawer slides
- Robust wall construction
- Double powder coating resists scratching
- Full drawer extension capabilities
- Heavy duty castors - 2x lockable swiveTop
- Standard drawer load weight: 40Kg
- Bottom drawers load weight: 80Kg

**DRAWER DIMENSIONS**

- 1x Drawer: 935w x 405d x 130h
- 6x Drawers: 570w x 405d x 54h
- 1x Drawer: 570w x 405d x 112h
- 1x Drawer: 570w x 405d x 200h
- 3x Drawers: 315w x 405d x 54h
- 1x Drawer: 315w x 405d x 112h
- 1x Drawer: 315w x 405d x 315h

**CONTENTS:**



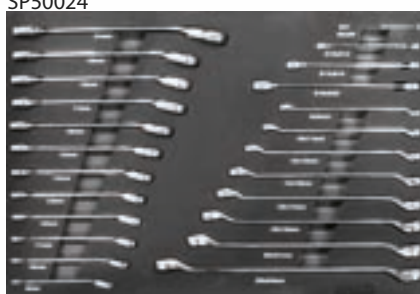
SP00666




SP50024



SP50013EU



SP50012



SP00533



SP00507



SP50075



SP00503




SP00660



SP50030



SP00565



SP00524

**➤ LATEST COLOUR OPTIONS**

Head over to the SP Tools website for LIMITED EDITION colour options.

**WWW.SPTOOLS.EU**



METRIC ONLY

# CUSTOM SERIES



### BUILT-IN POWER

Built-in power board with 4 individually switched power outlets and 4 USB ports.

### DRAWER LOAD

KG 40

### DRAWER LOAD

KG 80

### QUAD DRIVE SPANNERS

4x more grip

### clicklok

Drawer locking system ensures drawers stay closed and secure

### EVA TOOL STORAGE

All tools are housed in EVA foam organiser trays

### LARGE HUTCH COMPARTMENT

Ideal for Power Tools

### DUAL GAS STRUT LID STAYS

### STEEL PEGBOARD REAR WALL

Quick access to frequently used tools

### ANTI-SLIP MATTING

### HEAVY DUTY FULL EXTENSION DRAWERS

### HEAVY DUTY DRAWER SLIDES

### DEEP FULL LENGTH DRAWER

### EXTRA DEEP BOTTOM DRAWERS

### HEAVY DUTY CASTORS

2x Swivel & Lockable

SP01063XL BLACK BASE/BLACK HANDLES

SP01064XL BLACK BASE/BLUE HANDLES

SP01065XL BLACK BASE/RED HANDLES

STEEL FRAME

BUILT-IN POWER



FULL DRAWER EXTENSION



DUAL LAYER POWDER COAT



BALL BEARING SLIDES



SECURE LOCK



**TOOL KIT IN WIDE CUSTOM SERIES ROLL CAB. - METRIC ONLY**

**CUSTOM SERIES POWER HUTCH TOOL KIT METRIC 484 PIECE**

**21 DRAWER SUMO SERIES POWER HUTCH TOOL BOX & ROLLER CABINET COMBO**

1066w x 480d x 1610h (mm)

**FEATURES**

- Built in surge protected power-board with 4 power outlets and 4 USB ports, ideal for power tools, chargers, etc
- Steel pegboard rear wall to organise frequently used tool
- Standard drawer load weight: 40Kg
- Bottom drawers load weight: 80Kg

**DIMENSIONS**

7 Drawer Sumo Series Tool Box  
1051w x 471d x 557h (mm)

Drawers Dimensions:

- 3x Drawers: 570w x 405d x 54h
- 1x Drawer: 315w x 405d x 54h
- 1x Drawer: 315w x 405d x 112h

14 Drawer Sumo Series Roller Cabinet  
1066w x 480d x 1069h (mm)

Drawers Dimensions:

- 1x Drawer: 935w x 405d x 130h
- 7x Drawers: 570w x 405d x 54h
- 1x Drawer: 570w x 405d x 200h
- 3x Drawers: 315w x 405d x 54h
- 1x Drawer: 315w x 405d x 112h
- 1x Drawer: 315w x 405d x 315h

**CONTENTS:**



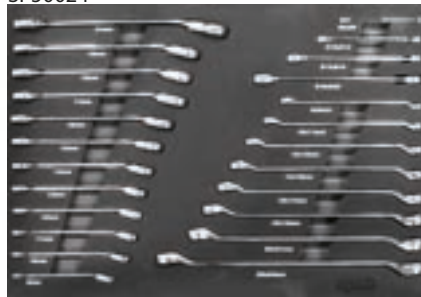
SP00666



SP50024



SP50013EU



SP50012



SP00533



SP00507



SP50075



SP00503




SP00660



SP50030



SP00565



SP00524

**➤ LATEST COLOUR OPTIONS**

Head over to the SP Tools website for LIMITED EDITION colour options.

**WWW.SPTOOLS.EU**



METRIC ONLY

# CUSTOM SERIES

KIT INCLUDES  
QUAD DRIVE, FLARE NUT,  
E-TORX & DOUBLE RING  
SPANNERS



QUAD DRIVE  
SPANNERS  
4x more grip



STAINLESS OR  
WOODEN WORK  
TOP OPTIONAL

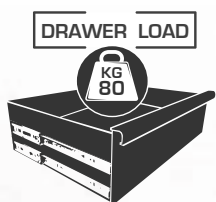
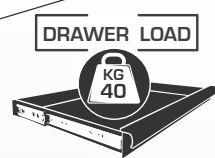
DEEP TOP DRAWER  
Full Length



**EVA TOOL STORAGE**  
All tools are housed in  
EVA foam organiser trays

**HEAVY DUTY  
FULL EXTENSION  
DRAWERS**

**HEAVY DUTY BALL  
BEARING DRAWER  
SLIDES**



**STEEL FRAME**



**FULL DRAWER  
EXTENSION**



**BALL  
BEARING  
SLIDES**



**DUAL LAYER  
POWDER COAT**

**SOFT CLOSE**



**SECURE  
LOCK**

**cliklok**  
Drawer locking system  
ensures drawers stay  
closed and secure

**HEAVY DUTY  
FULL EXTENSION  
DRAWERS**

**HEAVY DUTY  
CASTORS**  
2x Swivel & Lockable

**HEAVY DUTY  
DRAWER SLIDES**

- SP01066 BLACK BASE/BLACK HANDLES
- SP01067 BLACK BASE/BLUE HANDLES
- SP01068 BLACK BASE/RED HANDLES



**TOOL KIT IN WIDE CUSTOM SERIES ROLL CAB. - METRIC ONLY**

**TOOL KIT IN WIDE CUSTOM SERIES ROLL CABINET METRIC ONLY 498 PIECE**

**14 DRAWER SUMO SERIES ROLL CAB. 1066W x 480D x 914H (mm) (1090H WITH CASTORS)**

**DRAWER DIMENSIONS**

- 1x Drawer: 935w x 405d x 130h
- 6x Drawers: 570w x 405d x 54h
- 1x Drawer: 570w x 405d x 112h
- 1x Drawer: 570w x 405d x 200h
- 3x Drawers: 315w x 405d x 54h
- 1x Drawer: 315w x 405d x 112h
- 1x Drawer: 315w x 405d x 315h

**CONTENTS:**



SP00666



SP50024



SP00664




SP50013EU



SP50012



SP00665



SP00533



SP50075




SP00568



SP00660



SP00569



SP00524



SP00536

**➤ LATEST COLOUR OPTIONS**

Head over to the SP Tools website for LIMITED EDITION colour options.

**WWW.SPTOOLS.EU**



METRIC ONLY

# CUSTOM SERIES

**KIT INCLUDES**

QUAD DRIVE, STUBBY QUAD DRIVE, GEAR DRIVE & E-TORX SPANNERS



**BUILT-IN POWER**

Built-in power board with 4 individually switched power outlets and 4 USB ports.

**LARGE HUTCH COMPARTMENT**

Ideal for Power Tools

**2X ADJUSTABLE SHELF SIDE TOOL CABINETS**

**EXTRA DEEP BOTTOM DRAWERS**

**HEAVY DUTY CASTORS**

2x Swivel & Lockable

**ANTI-SLIP MATTING**



Drawer locking system ensures drawers stay closed and secure

## CUSTOM SERIES POWER HUTCH TOOL KIT - METRIC 470 PIECE

18 DRAWER SUMO SERIES POWER HUTCH TOOL BOX & ROLLER CABINET COMBO  
1066w x 480d x 1610h (mm)

- SP01070** BLACK BASE/BLACK HANDLES
- SP01071** BLACK BASE/BLUE HANDLES
- SP01072** BLACK BASE/RED HANDLES

**FEATURES**

- Built in surge protected power-board with 4 power outlets and 4 USB ports, ideal for power tools, chargers, etc
- Steel pegboard rear wall to organise frequently used tools
- SP Cliklok on all drawers ensures drawers stay closed and secure
- Anti-slip matting in Hutch
- Heavy duty 28 ball bearing drawer slides
- Dual gas strut lid stays
- Robust wall construction
- Full drawer extension capability
- Double powder coating resists scratching

5 Drawer Sumo Series Tool Box  
1051w x 471d x 557h (mm)  
Drawer Dimensions:  
• 3x Drawers: 570w x 405d x 54h  
• 1x Drawer: 315w x 405d x 54h  
• 1x Drawer: 315w x 405d x 112h

13 Drawer Sumo Series Roller Cabinet  
1066w x 480d x 1069h (mm)  
Drawer Dimensions:  
• 1x Drawer: 935w x 405d x 130h  
• 5x Drawers: 570w x 405d x 54h  
• 1x Drawer: 570w x 405d x 112h  
• 1x Drawer: 570w x 405d x 200h  
• 3x Drawers: 315w x 405d x 54h  
• 1x Drawer: 315w x 405d x 112h  
• 1x Drawer: 315w x 405d x 315h

\*Images are for illustration purposes only, contents may vary



**SUMO SERIES POWER HUTCH TOOL KIT - METRIC**

**CONTENTS:**



SP00666



SP00552



SP50024



SP50075



SP00533



SP00503



SP00507




SP00660



SP50030



SP00565



SP00524

- Top drawer load weight (Roll Cab): 80Kg
- Standard drawer load weight: 40Kg
- Bottom drawers load weight: 80Kg

**SIDE CABINET**

Lockable side cabinet with adjustable shelf.



Ideal for storing your power tools and equipment and is designed to easily slide on to and hang off either side of the roller cabinet. No assembly required.

**BUILT-IN POWER BOARD WITH 4 OUTLETS**

- 4 outlets
- Surge protected to help prevent damage to your devices from any spikes of voltage
- Overload protection



**QUAD DRIVE SPANNERS**

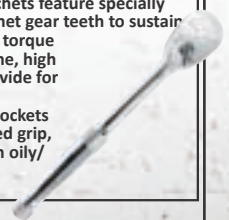
SP Tools patented QUAD DRIVE open end offers 4 times the gripping power of a standard Combination spanner by wrapping around the fastener and maximising the contact on the flat sides of the fastener head, not



PATENTED

**TECH SOCKETS & ACCS.**

- Includes Tech Series sockets and accessories are manufactured from high grade CR-V steel
- One piece steel handle, reversible compact head ratchets feature specially strengthened ratchet gear teeth to sustain maximum applied torque
- Tough triple chrome, high polish finishes provide for an easy clean-up
- Twin knurling on sockets allows for improved grip, especially useful in oily/greasy conditions



**LATEST COLOUR OPTIONS**

Head over to the SP Tools website for LIMITED EDITION colour options.

[WWW.SPTOOLS.COM](http://WWW.SPTOOLS.COM)



METRIC ONLY

# USA SERIES

KIT INCLUDES

QUAD DRIVE, FLARE NUT, E-TORX & DOUBLE RING SPANNERS



QUAD DRIVE SPANNERS  
4x more grip



STAINLESS WORK TOP

DEEP TOP DRAWER  
Full Length

EVA TOOL STORAGE

All tools are housed in EVA foam organiser trays

HEAVY DUTY FULL EXTENSION DRAWERS

HEAVY DUTY BALL BEARING DRAWER SLIDES

DRAWER LOAD

KG 60

DRAWER LOAD

KG 120



## USASA SERIES TOOL KIT - METRIC 494 PIECE

8 DRAWER USA SUMO SERIES ROLLER CABINET 860w x 622d x 1090h (MM)

### FEATURES

- Heavy duty steel wall construction
- Stainless steel work top
- Soft Close drawers with heavy duty full extension ball bearing drawer slides
- SP ONE TOUCH Kliklok drawer locking system ensures drawers stay closed and secure
- Internal locking system for extra security
- Extreme duty spring castors - 2x lockable swivel
- Standard drawer load weight: 60Kg
- Bottom drawers load weight: 120Kg

### Drawer Dimensions:

- 5 Drawers 735w x 545d x 50h
- 2 Drawers 735w x 545d x 75h
- 1 Drawer 735w x 545d x 300h

SP00200US BLACK BASE/BLACK HANDLES

50% THICKER STEEL

STEEL FRAME

MAGNETIC POWER BOARD

EXTRA HIGH CLEARANCE

UV POWDER COATING


MAX BALL BEARING SLIDES

SUPER DUTY CASTORS



**TOOL KIT IN USA SERIES ROLL CAB. - METRIC ONLY**

**CONTENTS:**



SPUSS024



SPUSS010



SPUSS020



SPUSS021



SPUSS022



SPUSS025

**➤ LATEST COLOUR OPTIONS**

Head over to the SP Tools website for LIMITED EDITION colour options.

**WWW.SPTOOLS.EU**



METRIC ONLY

# USA SERIES

KIT INCLUDES

QUAD DRIVE, FLARE NUT, E-TORX & DOUBLE RING SPANNERS



QUAD DRIVE SPANNERS  
4x more grip



STAINLESS STEEL WORK TOP

DEEP TOP DRAWER  
Full Length

EVA TOOL STORAGE

All tools are housed in EVA foam organiser trays

HEAVY DUTY FULL EXTENSION DRAWERS

HEAVY DUTY BALL BEARING DRAWER SLIDES

DRAWER LOAD

KG 60

DRAWER LOAD

KG 120



## USASA SERIES TOOL KIT - METRIC 659 PIECE

8 DRAWER USA SUMO SERIES ROLLER CABINET 860w x 622d x 1090h (MM)

### FEATURES

- Heavy duty steel wall construction
- Stainless steel work top
- Soft Close drawers with heavy duty full extension ball bearing drawer slides
- SP ONE TOUCH Cliklok drawer locking system ensures drawers stay closed and secure
- Internal locking system for extra security
- Extreme duty spring castors - 2x lockable swivel
- Standard drawer load weight: 60Kg
- Bottom drawers load weight: 120Kg

### Drawer Dimensions:

- 5 Drawers 735w x 545d x 50h
- 2 Drawers 735w x 545d x 75h
- 1 Drawer 735w x 545d x 300h

SP00200XL BLACK BASE/BLACK HANDLES

50% THICKER STEEL

STEEL FRAME

MAGNETIC POWER BOARD

EXTRA HIGH CLEARANCE

UV POWDER COATING

MAX BALL BEARING SLIDES

SUPER DUTY CASTORS



**TOOL KIT IN USA SERIES ROLL CAB. - METRIC ONLY**

CONTENTS:



SPUSS012




SPUSS017



SPUSS010



SPUSS020



SPUSS021



SPUSS022



SPUSS025

**➤ LATEST COLOUR OPTIONS**

Head over to the SP Tools website for LIMITED EDITION colour options.

**WWW.SPTOOLS.EU**



METRIC ONLY

# USA SERIES

KIT INCLUDES

QUAD DRIVE, FLARE NUT,  
E-TORX & DOUBLE RING  
SPANNERS



QUAD DRIVE  
SPANNERS  
4x more grip



**BUILT-IN  
POWER**

Built-in power board with 4  
individually switched power  
outlets and 4 USB ports.

**EVA TOOL  
STORAGE**

All tools are housed in  
EVA foam organiser trays

HEAVY DUTY  
FULL EXTENSION  
DRAWERS

HEAVY DUTY BALL  
BEARING DRAWER  
SLIDES



1670mm

622mm

860mm

DRAWER LOAD



DRAWER LOAD



SP00201US BLACK BASE/BLACK HANDLES

**50%**  
THICKER STEEL

**STEEL FRAME**

**MAGNETIC  
POWER  
BOARD**

**EXTRA HIGH  
CLEARANCE**

**UV  
POWDER  
COATING**

**MAX BALL  
BEARING  
SLIDES**

**SUPER DUTY  
CASTORS**



**TOOL KIT IN USA SERIES ROLL CAB. - METRIC ONLY**

**USA SERIES  
TOOL KIT - METRIC  
659 PIECE**

**12 DRAWER USA SUMO  
SERIES ROLLER CABINET XL  
860w x 622d x 1670h (mm)**

**FEATURES**

- Soft Close drawers with heavy duty full extension ball bearing drawer slides
- SP ONE TOUCH Kliklok drawer locking system ensures drawers stay closed and secure
- Standard drawer load weight: 60Kg
- Bottom drawers load weight: 120Kg

**Drawer Dimensions:**

- 9x Drawer 735w x 545d x 50h
- 2x Drawer 735w x 545d x 75h
- 1x Drawer 735w x 545d x 300h

**CONTENTS:**



SPUSS012



SPUSS017



SPUSS010

**HEAVY  
DUTY  
RATCHETS**

**90 TEETH SEALED HEAD**

- Strengthened ratchet gear teeth to sustain maximum applied torque
- Reversible ratchet head
- Sealed head against moisture and dirt
- Manufactured from high grade Chrome Vanadium Steel (Cr-V)




SPUSS020



SPUSS021

**QUAD DRIVE  
SPANNERS**

SP Tools patented QUAD DRIVE open end offers 4 times the gripping power of a standard Combination spanner by wrapping around the fastener and maximising the contact on the flat sides of the fastener head, not the points



SPUSS022



SPUSS025

**➤ LATEST COLOUR OPTIONS**

Head over to the SP Tools website for LIMITED EDITION colour options.

**WWW.SPTOOLS.EU**

METRIC ONLY

# USA SERIES

KIT INCLUDES

QUAD DRIVE, FLARE NUT, E-TORX & DOUBLE RING SPANNERS



QUAD DRIVE SPANNERS  
4x more grip



DEEP TOP DRAWER

Full Length

EVA TOOL STORAGE

All tools are housed in EVA foam organiser trays

HEAVY DUTY FULL EXTENSION DRAWERS

HEAVY DUTY BALL BEARING DRAWER SLIDES



DRAWER LOAD

KG 60



DRAWER LOAD

KG 120



## USA SERIES TOOL KIT - METRIC 620 PIECE

13 DRAWER USA SUMO SERIES ROLLER CABINET XL 1500w x 622d x 1090h (mm)

### FEATURES

- Heavy duty steel wall construction
- Stainless steel work top
- Full length deep top drawer
- Soft Close drawers with heavy duty full extension ball bearing drawer slides
- SP ONE TOUCH Clklikok drawer locking system ensures drawers stay closed and secure
- Internal locking system for extra security
- Extreme duty spring castors - 2x lockable swivel
- Standard drawer load weight: 60Kg
- Bottom drawers load weight: 120Kg

### Drawer Dimensions:

- Top wide drawer 1367w x 575d x 115h
- 3 Low drawers (left) 736w x 575d x 50h
- 3 Low Drawers (right) 570w x 575d x 50h
- 2 Medium Drawers (left) 736w x 575d x 100h
- 2 Medium Drawers (right) 570w x 575d x 100h
- 1 Deep Drawer (left): 736w x 575d x 240h
- 1 Deep Drawer (right): 570w x 575d x 240h

SP01069US | BLACK BASE/BLACK HANDLES

50%  
THICKER STEEL

STEEL FRAME

MAGNETIC  
POWER  
BOARD

EXTRA HIGH  
CLEARANCE

UV  
POWDER  
COATING

MAX BALL  
BEARING  
SLIDES

SUPER DUTY  
CASTORS



## TOOL KIT IN USA SERIES ROLL CAB. - METRIC ONLY

### CONTENTS:

### FLAT DRIVE TECHNOLOGY

Perfectly flat spanner head surfaces allow for maximum contact between the spanner and the bolt or nut, maximising grip and enhancing applied torque



SP FLAT DRIVE SPANNER HEAD    REGULAR CONTACT AREA

### HEAVY DUTY RATCHETS


#### 90 TEETH SEALED HEAD

- Strengthened ratchet gear teeth to sustain maximum applied torque
- Reversible ratchet head
- Sealed head against moisture and dirt
- Manufactured from high grade Chrome Vanadium Steel (Cr-V)



### QUAD DRIVE SPANNERS

SP Tools patented QUAD DRIVE open end offers 4 times the gripping power of a standard Combination spanner by wrapping around the fastener and maximising the contact on the flat sides of the fastener head, not the points



SPUSS020



SPUSS021



SPUSS022



SPUSS025



SP05000



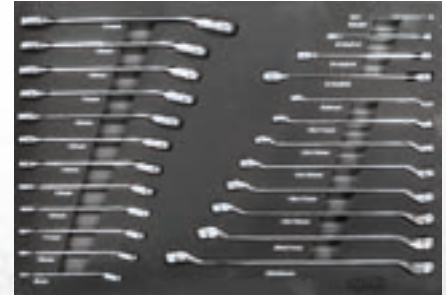
SP50025



SP50024



SP50013EU



SP50012

➤ **LATEST COLOUR OPTIONS**

Head over to the SP Tools website for LIMITED EDITION colour options.

[WWW.SPTOOLS.EU](http://WWW.SPTOOLS.EU)



METRIC ONLY

# USA SERIES

KIT INCLUDES

QUAD DRIVE, FLARE NUT, E-TORX & DOUBLE RING SPANNERS



QUAD DRIVE SPANNERS  
4x more grip



DEEP TOP DRAWER

Full Length

EVA TOOL STORAGE

All tools are housed in EVA foam organiser trays

HEAVY DUTY FULL EXTENSION DRAWERS

HEAVY DUTY BALL BEARING DRAWER SLIDES

DRAWER LOAD



DRAWER LOAD



## USA SERIES TOOL KIT - METRIC 610 PIECE

13 DRAWER USA SUMO SERIES ROLLER CABINET XL 1500w x 622d x 1090h (mm)

### FEATURES

- Heavy duty steel wall construction
- Stainless steel work top
- Full length deep top drawer
- Soft Close drawers with heavy duty full extension ball bearing drawer slides
- SP ONE TOUCH Clklik drawer locking system ensures drawers stay closed and secure
- Internal locking system for extra security
- Extreme duty spring castors - 2x lockable swivel
- Standard drawer load weight: 60Kg
- Bottom drawers load weight: 120Kg

### Drawer Dimensions:

- Top wide drawer 1367w x 575d x 115h
- 3 Low drawers (left) 736w x 575d x 50h
- 3 Low Drawers (right) 570w x 575d x 50h
- 2 Medium Drawers (left) 736w x 575d x 100h
- 2 Medium Drawers (right) 570w x 575d x 100h
- 1 Deep Drawer (left): 736w x 575d x 240h
- 1 Deep Drawer (right): 570w x 575d x 240h

SP01076US | BLACK BASE/BLACK HANDLES

50%  
THICKER STEEL

STEEL FRAME

MAGNETIC  
POWER  
BOARD

EXTRA HIGH  
CLEARANCE

UV  
POWDER  
COATING

MAX BALL  
BEARING  
SLIDES

SUPER DUTY  
CASTORS



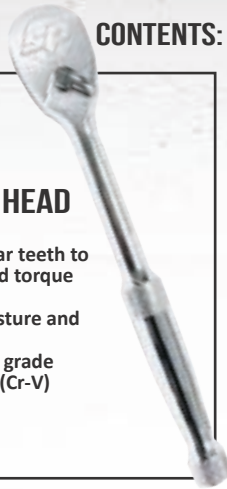
## TOOL KIT IN USA SERIES ROLL CAB. - METRIC ONLY

### CONTENTS:

#### HEAVY DUTY RATCHETS

##### 90 TEETH SEALED HEAD

- Strengthened ratchet gear teeth to sustain maximum applied torque
- Reversible ratchet head
- Sealed head against moisture and dirt
- Manufactured from high grade Chrome Vanadium Steel (Cr-V)



#### QUAD DRIVE SPANNERS

SP Tools patented QUAD DRIVE open end offers 4 times the gripping power of a standard Combination spanner by wrapping around the fastener and maximising the contact on the flat sides of the fastener head, not the points




#### GEAR DRIVE RING END

SP Tools patented GEAR DRIVE spanners are precisely machined with deeper gears for greater torque loading and reliability with 72 teeth that only require 5° of space per turn



#### FLAT DRIVE RING END

SP Tools RING END spanners feature flat drive ring ends, making them the perfect spanner for getting to and loosening those tricky, hard to reach, often worn fasteners by increasing the contact area with the nut or bolt head



#### HEAVY DUTY SOCKETS

- All SP Tools sockets and accessories are manufactured from high grade chrome vanadium steel and exceed international DIN and ANSI standards. Designed to withstand the rigours of industrial and trade use
- Tough triple chrome, high polish finishes provide for an easy clean-up
- Twin knurling on sockets allows for improved grip, especially useful in oily/greasy conditions
- FLAT DRIVE TECHNOLOGY Maximises contact on the flat sides of the bolt or nut, not the points



SPUSS012



SPUSS017



SPUSS020




SPUSS021



SPUSS022



SP50013EU



SP50012



SP00665



SP50024



SP00664

➤ **LATEST COLOUR OPTIONS**

Head over to the SP Tools website for LIMITED EDITION colour options.

**WWW.SPTOOLS.EU**



METRIC ONLY

# USA SERIES

**EVA TOOL STORAGE**

All tools are housed in EVA foam organiser trays

**HEAVY DUTY FULL EXTENSION DRAWERS**

**HEAVY DUTY BALL BEARING DRAWER SLIDES**

**DRAWER LOAD**

KG 60

**DRAWER LOAD**

KG 120

KIT INCLUDES

**QUAD DRIVE, FLARE NUT, E-TORX & DOUBLE RING SPANNERS**



**QUAD DRIVE SPANNERS**  
4x more grip



**DEEP TOP DRAWER**

Full Length

1850mm

1090mm

622mm

## USA SERIES TOOL KIT - METRIC 633 PIECE

21 DRAWER USA SUMO SERIES ROLLER CABINET XL 1850w x 622d x 1090h (mm)

### FEATURES

- Heavy duty steel wall construction
- Stainless steel work top
- Full length deep top drawer
- Soft Close drawers with heavy duty full extension ball bearing drawer slides
- SP ONE TOUCH Kliklok drawer locking system ensures drawers stay closed and secure
- Internal locking system for extra security
- Extreme duty spring castors - 2x lockable swivel
- Standard drawer load weight: 60Kg
- Bottom drawers load weight: 120Kg

### DRAWER DIMENSIONS IN MM:

- Top wide drawer: 1367w x 575d x 115h
- Narrow top drawer (right): 301w x 575d x 100h
- 3 Low drawers (left): 736w x 575d x 50h
- 3 Low Drawers (centre): 570w x 575d x 50h
- 3 Low Drawers (right): 301w x 575d x 50h
- 2 Medium drawers (left): 736w x 575d x 100h
- 2 Medium Drawers (centre): 570w x 575d x 100h
- 2 Medium Drawers (right): 301w x 575d x 73h
- 1 Deep Drawer (left): 736w x 575d x 240h
- 1 Deep Drawer (centre): 570w x 575d x 240h
- 1 deep drawer (right): 301w x 575d x 240h

SP01077US | BLACK BASE/BLACK HANDLES

**50%**  
THICKER STEEL

**STEEL FRAME**

**MAGNETIC POWER BOARD**

**EXTRA HIGH CLEARANCE**

**UV POWDER COATING**

**MAX BALL BEARING SLIDES**

**SUPER DUTY CASTORS**



**TOOL KIT IN USA SERIES ROLL CAB. - METRIC ONLY**

**CONTENTS:**



SPUSS020



SPUSS021



SPUSS022



SPUSS025



SP05000



SP50025



SP50024



SP50013EU



SP50012




SP00660



SP50030



SP00565



SP00524



SP00569

**➤ LATEST COLOUR OPTIONS**

Head over to the SP Tools website for LIMITED EDITION colour options.

**WWW.SPTOOLS.EU**



METRIC ONLY

# USA SERIES

KIT INCLUDES

QUAD DRIVE, FLARE NUT, E-TORX & DOUBLE RING SPANNERS



QUAD DRIVE SPANNERS  
4x more grip



DEEP TOP DRAWER  
Full Length

1850mm

EVA TOOL STORAGE

All tools are housed in EVA foam organiser trays

HEAVY DUTY FULL EXTENSION DRAWERS

HEAVY DUTY BALL BEARING DRAWER SLIDES

DRAWER LOAD



DRAWER LOAD



1954mm

622mm

## USA SERIES TOOL KIT - METRIC 633 PIECE

21 DRAWER USA SUMO SERIES ROLLER CABINET XXL 1850w x 622d x 1954h (mm)

### FEATURES

- Heavy duty steel wall construction
- Stainless steel work top
- Full length deep top drawer
- Soft Close drawers with heavy duty full extension ball bearing drawer slides
- SP ONE TOUCH Clklikok drawer locking system ensures drawers stay closed and secure
- Internal locking system for extra security
- Extreme duty spring castors - 2x lockable swivel
- Standard drawer load weight: 60Kg
- Bottom drawers load weight: 120Kg

### DRAWER DIMENSIONS IN MM:

- Top wide drawer: 1367w x 575d x 115h
- Narrow top drawer (right): 301w x 575d x 100h
- 3 Low drawers (left): 736w x 575d x 50h
- 3 Low Drawers (centre): 570w x 575d x 50h
- 3 Low Drawers (right): 301w x 575d x 50h
- 2 Medium drawers (left): 736w x 575d x 100h
- 2 Medium Drawers (centre): 570w x 575d x 100h
- 2 Medium Drawers (right): 301w x 575d x 73h
- 1 Deep Drawer (left): 736w x 575d x 240h
- 1 Deep Drawer (centre): 570w x 575d x 240h
- 1 deep drawer (right): 301w x 575d x 240h

SP01078US BLACK BASE/BLACK HANDLES

50%  
THICKER STEEL

STEEL FRAME

MAGNETIC  
POWER  
BOARD

EXTRA HIGH  
CLEARANCE

UV  
POWDER  
COATING

MAX BALL  
BEARING  
SLIDES

SUPER DUTY  
CASTORS



**TOOL KIT IN USA SERIES ROLL CAB. - METRIC ONLY**

**CONTENTS:**



SPUSS020



SPUSS021



SPUSS022



SPUSS025



SP50000



SP00660



SP50025



SP50030




SP50024



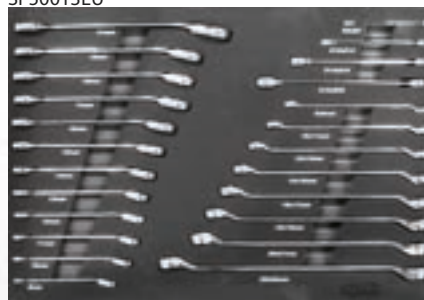
SP00565



SP50013EU



SP00524



SP50012



SP00569

**➤ LATEST COLOUR OPTIONS**

Head over to the SP Tools website for LIMITED EDITION colour options.

**WWW.SPTOOLS.EU**



METRIC ONLY

# USA SERIES

KIT INCLUDES

QUAD DRIVE, FLARE NUT, E-TORX & DOUBLE RING SPANNERS



QUAD DRIVE SPANNERS  
4x more grip



DEEP TOP DRAWER  
Full Length

EVA TOOL STORAGE

All tools are housed in EVA foam organiser trays

HEAVY DUTY FULL EXTENSION DRAWERS

HEAVY DUTY BALL BEARING DRAWER SLIDES

DRAWER LOAD



DRAWER LOAD



## USA SERIES TOOL KIT - METRIC 633 PIECE

21 DRAWER USA SUMO SERIES ROLLER CABINET XXXL 3250w x 622d x 1954h (mm)

### FEATURES

- Heavy duty steel wall construction
- Stainless steel work top
- Full length deep top drawer
- Soft Close drawers with heavy duty full extension ball bearing drawer slides
- SP ONE TOUCH Kliklok drawer locking system ensures drawers stay closed and secure
- Internal locking system for extra security
- Extreme duty spring castors - 2x lockable swivel
- Standard drawer load weight: 60Kg
- Bottom drawers load weight: 120Kg

### DRAWER DIMENSIONS IN MM:

- Top wide drawer: 1367w x 575d x 115h
- Narrow top drawer (right): 301w x 575d x 100h
- 3 Low drawers (left): 736w x 575d x 50h
- 3 Low Drawers (centre): 570w x 575d x 50h
- 3 Low Drawers (right): 301w x 575d x 50h
- 2 Medium drawers (left): 736w x 575d x 100h
- 2 Medium Drawers (centre): 570w x 575d x 100h
- 2 Medium Drawers (right): 301w x 575d x 73h
- 1 Deep Drawer (left): 736w x 575d x 240h
- 1 Deep Drawer (centre): 570w x 575d x 240h
- 1 deep drawer (right): 301w x 575d x 240h

SP01079US BLACK BASE/BLACK HANDLES

50%  
THICKER STEEL

STEEL FRAME

MAGNETIC  
POWER  
BOARD

EXTRA HIGH  
CLEARANCE

UV  
POWDER  
COATING

MAX BALL  
BEARING  
SLIDES

SUPER DUTY  
CASTORS



**TOOL KIT IN USA SERIES ROLL CAB. - METRIC ONLY**

**CONTENTS:**



SPUSS020



SPUSS021



SPUSS022



SPUSS025



SP50000



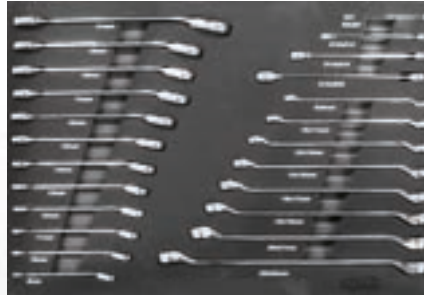
SP50025



SP50024



SP50013EU



SP50012




SP00660



SP50030



SP00565



SP00524



SP00569

**➤ LATEST COLOUR OPTIONS**

Head over to the SP Tools website for LIMITED EDITION colour options.

**WWW.SPTOOLS.EU**



## PORTABLE KARTING TOOL KIT



SP52300

### GENERAL KART MAINTENANCE TOOL KIT

COMPACT TECHNICIANS TOOL BOX  
360W x 235D x 280H (mm)

- Adjustable tray dividers for customizing compartments
- EVA insulate lined for extra protection
- Aluminium ergonomic lock with key system for security
- Wide opening case allows for easy & quick access to tools
- High quality aluminium frame construction
- Reinforced aluminium corners for extra strength & durability



#### CONTENTS

##### COMBINATION ROE SPANNERS

- 8, 10, 12, 13, 16 & 17mm

##### GEAR ROE SPANNERS (REVERSIBLE)

- 8, 10, 12 & 13mm

##### 3/8"DR SOCKETS AND ACCESSORIES

- 12pt - 10, 11, 12, 13, 14, 15, 16, 17, 18, 19 & 22mm
- Spark Plug Socket - 21mm
- 72T Ratchet
- Wobble Bar - 150mm

##### TOOLS

- Pliers - Combination, Long Nose and Locking
- Diagonal Cutters
- Snap Ring Pliers Set
- T-Handle Hex Keys - 2.5, 3, 4, 5, 6 & 8mm
- Screwdrivers - SL3x75, SL6x125 #1X100 & 2X100mm
- Hammer - Dual Soft Face
- Tyre Gauge and Valve Core Tool
- 5 Tray Race Technician Box

OFFICIAL PARTNER OF:



PROUD SUPPORTER OF:



## PORTABLE TOOL KIT

T850090

### STARTER TOOL KIT 888 SERIES 66 PIECE

TRUCK BOX WITH TOTE TRAY  
510W x 200D x 210H (mm)

- Heavy duty steel tool box
- Spanners, sockets & accessories are housed in hi-density EVA foam storage tray
- Extra large volume storage compartment

#### Dimensions:

- Tote Tray: 475w x 170d x 45h
- Base Compartment: 510w x 200d x 145h

#### CONTENTS

##### COMBINATION ROE SPANNERS 12 PIECE

- 8, 9, 10, 11, 12, 13, 14, 15, 16, 17, 18 & 19mm

##### 1/2"DR SOCKETS & ACCESSORIES 23 PIECE

- 8, 10, 11, 12, 13, 14, 15, 16, 17, 18, 19, 20, 21, 22, 23, 24, 27, 30 & 32mm
- Spark Plug Sockets - 16 & 21mm
- 24T Ratchet
- Extension Bar - 125mm (5")

##### TOOLS

- Pliers - Combination & Long Nose
- Diagonal Cutters
- Adjustable Pliers (Multigrips)
- Adjustable Wrench
- Hex Key Set - 1.5, 2, 2.5, 3, 4, 5, 6, 8 & 10mm
- Screwdrivers:
  - Slotted - 3x75mm, 5x100, 6x38, 6x125, 6x150 & 8x150mm,
  - Phillips - #0x75, #1x100, #2x38, #2x100, #2x150 & #3x150mm
- Hammer - 16oz Ball Pein
- Tape Measure
- Utility Knife
- Hacksaw
- 1 Tote Tray Tool Box



\*IMAGES ARE FOR ILLUSTRATION PURPOSES ONLY, CONTENTS MAY VARY



## PORTABLE TOOL KITS



SP-BAG1

### PORTABLE TOOLKIT - TOOL BAG 133 PIECES

**EXTREME DUTY TOOL BAG**  
580W x 440D x 380H (mm)

- Professional quality hand tools, housed in a rugged bag.
- Ideal for the professional on the move or as a handy kit for the car
- Heavy duty hinges and latches

#### CONTENTS

- 3/8" Sockets and accessories
  - 6pt - 6, 7, 8, 9, 10, 11, 12, 13, 14, 15, 16, 17, 18, 19 & 22mm
    - 45T Softgrip ratchet
    - Wobble extension - 150mm
    - Spark plug Sockets
    - Bit ratchet
- Combination spanners
  - 8, 10, 11, 12, 13, 14, 15, 16, 17, 18 & 19mm
- Hammer - plastic heads
- 6-piece screwdriver set
- Bench hammer
- Combination plier
- Long nose plier
- Water Pump Plier
- Diagonal cutter
- Tape measure 3M
- Folding knife
- 9 piece hex key set
- 67 piece bit set with holder

SP01048

### PORTABLE TOOLKIT - HARMONICA TOOLBOX 188 PIECE

**EXTREME DUTY TOOLBOX**  
550W x 200D x 208H (mm)

- Professional quality hand tools, housed in a very strong professional harmonica box
- Ideal for the professional on the move or as a handy kit for the car
- Heavy duty hinges and latches



3/8" SOCKETS SET IN EVA FOAM




8-19MM SPANNER SET IN EVA FOAM



PLIERS SET IN EVA FOAM




SCREWDRIVER SET IN EVA FOAM



LOOSE ITEMS

\*IMAGES ARE FOR ILLUSTRATION PURPOSES ONLY, CONTENTS MAY VARY

## POLYCARBONATE COMPARTMENTS




SP40493

2 pieces makes drawer:

M

### POLYCARBONATE COMPARTMENT 5 COMPARTMENTS

MADE OF 4 MM THICK DOUBLE-WALLED POLYCARBONATE  
2 PIECES FILL EXACTLY 1 DRAWER  
410L X 285W X50H MM




SP40494

2 pieces makes drawer:

M

### POLYCARBONATE COMPARTMENT 12 COMPARTMENTS

MADE OF 4 MM THICK DOUBLE-WALLED POLYCARBONATE  
2 PIECES FILL EXACTLY 1 DRAWER  
410L X 285W X50H MM



SP40495

2 pieces makes drawer:

XL

### POLYCARBONATE COMPARTMENT 17 COMPARTMENTS

MADE OF 4 MM THICK DOUBLE-WALLED POLYCARBONATE  
2 PIECES FILL EXACTLY 1 USA DRAWER  
545L X 365W X50H MM

\*IMAGES ARE FOR ILLUSTRATION PURPOSES ONLY, CONTENTS MAY VARY



# ➤ EVA FOAM TRAYS

## TOOLS INCLUDED

EVA HI-DENSITY FOAM STORAGE INSERTS - CUT TO SHADOW YOUR TOOLS.

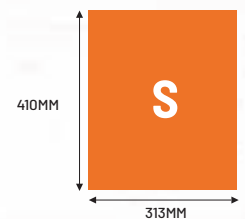
- Offers extra protection for your SP Tools
- Keeps your tool kit organised for rapid tool location and instant use
- Easy identification of missing tools

### DIFFERENT SIZES OF INLAYS:

We have suitable inlays for every Roller cabinet. By means of the logo: "suitable for drawer", you can see whether this set is suitable for your Roller cabinet. To make it simple, we have listed the sizes below:

#### NARROW EVA FOAM INLAY

Suitable for narrow drawers:

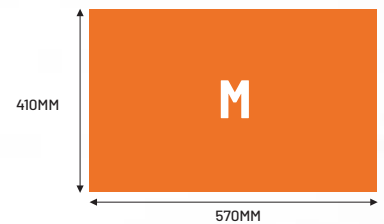


#### REGULAR EVA FOAM INLAY

Suitable for regular size drawers:



Display for illustration purposes, actual range of matching drawers is larger




#### WIDE EVA FOAM INLAY

Suitable for wide top drawers:




Display for illustration purposes, actual range of matching drawers is larger



#### XL USA EVA FOAM INLAY



Suitable for wide USA Series drawers:



\*IMAGES ARE FOR ILLUSTRATION PURPOSES ONLY, CONTENTS MAY VARY

## EVA FOAM TRAYS INCLUDING TOOLS

SP50009

METRIC ONLY

Suitable for drawer:

M


### TECH SERIES EVA FOAM TRAY SOCKETS & ACCESSORIES METRIC ONLY - 106 PIECE

#### 1/4" DR SOCKETS & ACCESSORIES

- 6pt - 4, 5, 6, 7, 8, 9, 10, 11, 12, 13 & 14mm
- 6pt Deep - 4, 5, 6, 7, 8, 9, 10, 11, 12, 13 & 14mm
- Hex Bit Sockets - 3, 4, 5, & 6
- Torx Bit Sockets - 10, 15, 20 & 25
- Phillips Bits - #2 & #3
- Slotted Bits - 4 & 6
- 60T Ratchet, Flex Handle, Spinner Handle & Universal Joint
- Extension Bars - 50, 100 & 150mm
- Adaptor - 1/4Fx3/8M

#### 3/8" DR SOCKETS & ACCESSORIES

- 12pt - 8, 9, 10, 11, 12, 13, 14, 15, 16, 17, 18, 19, 20, 21, 22, 23 & 24mm
- 12pt Deep - 8, 9, 10, 11, 12, 13, 14, 15, 16, 17, 18, 19, 20, 21, 22, 23 & 24mm
- Spark Plug Sockets - 16 & 21mm
- Magnetic Spark Plug Socket - 14mm
- E Torx - E6, E7, E8, E10, E11, E12, E14, E16 & E18
- Hex Bits - 6, 7, 8, 9 & 10
- Torx Bits - 27, 30, 40, 45 & 50
- 60T Ratchet, Flex Handle & Universal Joint
- Extension Bars - 75, 150 & 250mm
- Adaptors - 3/8Fx1/4M & 3/8Fx1/2M



400mm

560mm

SP05000

METRIC ONLY

Suitable for drawer:

M

### EVA FOAM TRAY SOCKETS & ACCESSORIES METRIC ONLY 86 PIECE

#### 1/4" DR SOCKETS & ACCESSORIES

- 6pt - 4, 4.5, 5, 5.5, 6, 7, 8, 9, 10, 11, 12, 13 & 14mm
- Hex Bit Sockets - 3, 4, 5, & 6
- Torx Bit Sockets - 10, 15, 20 & 25
- 60T Ratchet, Flex Handle, Spinner Handle & Universal Joint
- Extension Bars - 50 & 150mm
- Adaptor - 1/4Fx3/8M

#### 3/8" DR SOCKETS & ACCESSORIES

- 12pt - 8, 9, 10, 11, 12, 13, 14, 15, 16, 17, 18, 19, 20, 21 & 22mm
- Spark Plug Sockets - 16 & 21mm
- Hex Bits - 6, 7, 8, 9 & 10
- Torx Bits - 27, 30, 40, 45, 50 & 55
- 60T Ratchet, Flex Handle & Universal Joint
- Extension Bars - 75 & 150mm
- Adaptors - 3/8Fx1/2M

#### 1/2" DR SOCKETS & ACCESSORIES

- 12pt - 10, 11, 12, 13, 14, 15, 16, 17, 18, 19, 20, 21, 22, 23, 24, 25, 26, 27, 30, 32mm
- 60T Ratchet, Flex Handle, Spinner Handle & Universal Joint
- Extension Bars - 125 & 250mm
- Adaptor - 1/2Fx3/8M



400mm

560mm

SP50002

METRIC ONLY

Suitable for drawer:

M

### EVA FOAM TRAY SOCKETS & ACCESSORIES METRIC ONLY - 67 PIECE

#### 1/4" DR SOCKETS & ACCESSORIES

- 6pt - 4, 4.5, 5, 5.5, 6, 7, 8, 9, 10, 11, 12, 13 & 14mm
- 45T Ratchet, Flex Handle & Universal Joint
- Extension Bars - 50, 100 & 150mm

#### 3/8" DR SOCKETS & ACCESSORIES

- 6pt - 8, 9, 10, 11, 12, 13, 14, 15, 16, 17, 18, 19, 20, 21 & 22mm
- 45T Ratchet, Flex Handle & Universal Joint
- Extension Bars - 75, 150 & 250mm
- Adaptors - 3/8Fx1/4M, 3/8Fx1/2M
- Spark Plug Sockets - 16 & 21mm

#### 1/2" DR SOCKETS & ACCESSORIES

- 6pt - 10, 11, 12, 13, 14, 15, 16, 17, 18, 19, 20, 21, 22, 23, 24, 26, 27, 30 & 32mm
- 45T Ratchet, Flex Handle & Universal Joint
- Extension Bars - 75, 125 & 250mm
- Adaptor - 1/2Fx3/8M



400mm

560mm



EVA FOAM TRAYS INCLUDING TOOLS

400mm



935mm

SP00666

METRIC ONLY

**EVA FOAM TRAY  
SOCKETS & ACCESSORIES  
METRIC ONLY  
180 PIECE**

Suitable for drawer:

L

**1/4" DR SOCKETS & ACCESSORIES**

- 6pt - 4, 5, 6, 7, 8, 9, 10, 11, 12 & 13mm
- 6pt Deep - 4, 5, 6, 7, 8, 9, 10, 11, 12, 13, 14mm
- Hex Bit Sockets - 3, 4, 5, & 6
- Torx Bit Sockets - 10, 15, 20 & 25
- Torx-Plus® Sockets - Tp10, Tp15, Tp20 & Tp25
- Torx-Slotted® Sockets - Ts10, Ts15, Ts20 & Ts25
- 90T Ratchet, Flex Handle, Spinner Handle & Universal Joint
- Extension Bars - 50, 100 & 150mm
- 67pc Bitset incl bit holder
- 1/4" screwdriver

**3/8" DR SOCKETS & ACCESSORIES**

- 6pt - 6, 7, 8, 9, 10, 11, 12, 13, 14, 15, 16, 17, 18, 19, 20, 21 & 22mm
- 6pt Deep - 10, 11, 12, 13, 14, 15, 16, 17, 18, 19mm
- E Torx - E6, E7, E8, E10, E11, E12, E14, E16, E18 & E20
- Hex Bit sockets - 6, 7, 8, 9 & 10
- Long hex Sockets - 6, 7, 8, 9, 10mm
- Torx Bit sockets - 27, 30, 40, 45 & 50
- Torx-Plus® Sockets - Tp27, Tp30, Tp40, Tp45, Tp50 & Tp55
- Torx-Slotted® Sockets - Ts27, Ts30, Ts40, Ts45, Ts50 & Ts55
- Spline® Sockets - M4, M5, M6, M8
- Spark Plug Sockets - 16 & 21mm
- 90T Ratchet, Flex Handle & Universal Joint
- Extension Bars - 75, 150 & 250mm

**1/2" DR SOCKETS & ACCESSORIES**

- 12pt - 10, 11, 12, 13, 14, 15, 16, 17, 18, 19, 20, 21, 22, 23, 24, 25, 26, 27, 30 & 32mm
- Hex Bit sockets - 10, 11, 12, 13, 14, 15, 16mm
- Long Hex Sockets - 10, 11, 12, 13, 14, 15, 16, 17mm
- Ribe Sockets - R18, R19, R110, R111, R112, R113, R114
- Spline® Sockets - M10, M12, M14, M16
- 90T Ratchet, Flex Handle & Universal Joint
- Extension Bars - 125 & 250mm

**1/2" DR IMPACT SOCKETS & ACCESSORIES**

- 10, 12, 13, 14 & 18mm
- Impact Deep Wheel Nut - 14, 17, 19, 21, 22 & 24
- Impact Extension Bars - 75 & 125mm
- Impact Universal Joint

400mm



560mm

SP50025

METRIC ONLY

Suitable for drawer:

M

**EVA FOAM TRAY  
BITSOCKETS & ACCESSORIES  
METRIC ONLY  
171 PIECE**

**1/4" DR SOCKETS**

- 6pt Deep - 4, 5, 6, 7, 8, 9, 10, 11, 12, 13, 14mm
- Hex Bit Sockets - 3, 4, 5, & 6
- Torx Bit Sockets - 10, 15, 20 & 25
- Torx-Plus® Sockets - Tp10, Tp15, Tp20 & Tp25
- Torx-Slotted® Sockets - Ts10, Ts15, Ts20 & Ts25

**3/8" DR SOCKETS**

- 6pt Deep - 10, 11, 12, 13, 14, 15, 16, 17, 18, 19mm
- Hex Bits - 6, 7, 8, 9 & 10mm
- Torx Bits - T27, T30, T40, T45, T50 & T55
- Torx-Plus® Sockets - Tp27, Tp30, Tp40, Tp45, Tp50 & Tp55
- Torx-Slotted® Sockets - Ts27, Ts30, Ts40, Ts45, Ts50 & Ts55
- Spline - M4, M5, M6, M8
- Long Inhex Sockets - 6, 7, 8, 9, 10mm
- E Torx® - E4, E5, E6, E7, E8, E10, E11, E12, E14, E16, E18 & E20

**1/2" DR SOCKETS**

- Spline - M10, M12, M14, M16
- Ribe - R18, R19, R110, R111, R112, R113, R114
- Inhex - 10, 11, 12, 13, 14, 15, 16mm
- Long index - 10, 11, 12, 13, 14, 15, 17mm
- 67pc Power Bit Set



## EVA FOAM TRAYS INCLUDING TOOLS

SP50001

METRIC ONLY

TOP INLAY:



### EVA FOAM TRAY SOCKETS & ACCESSORIES METRIC ONLY - 70 PIECE

#### 1/4" DR SOCKETS & ACCESSORIES

- 12pt - 4, 5, 6, 7, 8, 9, 10, 11, 12 & 13mm
- 45T Ratchet, Flex Handle & Universal Joint
- Extension Bars - 50, 100 & 150mm

#### 3/8" DR SOCKETS & ACCESSORIES

- 12pt - 6, 7, 8, 9, 10, 11, 12, 13, 14, 15, 16, 17, 18, 19, 20, 21 & 22mm
- 45T Ratchet, Flex Handle & Universal Joint
- Extension Bars - 75, 150 & 250mm
- Adaptors - 3/8Fx1/4M, 3/8Fx1/2M
- Spark Plug Sockets - 16 & 21mm

#### 1/2" DR SOCKETS & ACCESSORIES

- 12pt - 10, 11, 12, 13, 14, 15, 16, 17, 18, 19, 20, 21, 22, 23, 24, 25, 26, 27, 30 & 32mm
- 45T Ratchet, Flex Handle & Universal Joint
- Extension Bars - 75, 125 & 250mm
- Adaptor - 1/2Fx3/8M



440mm

590mm

SP50023US

METRIC & SAE

Suitable for drawer:

M

### EVA FOAM TRAY SOCKETS & ACCESSORIES METRIC & SAE - 90 PIECE

#### 1/4" SOCKETS & ACCESSORIES

- 12pt - 4, 5, 6, 7, 8, 9, 10, 11, 12, 13 & 14mm
- 12pt - 3/16, 7/32, 1/4, 9/32, 5/16, 11/32, 3/8, 7/16, 1/2 & 9/16"
- 90T ratchet, flexible handle and universal joint
- Wobble extensions - 50 & 150mm

#### 3/8" SOCKETS & ACCESSORIES

- 12pt - 6, 7, 8, 9, 10, 11, 12, 13, 14, 15, 16, 17, 18, 19, 20, 21 & 22mm
- 12pt - 1/4, 5/16, 3/8, 7/16, 1/2, 9/16, 5/8, 11/16, 3/4, 13/16 & 7/8"
- Spark Plug Sockets - 5/8 & 13/16"
- 90T Ratchet, Flex Handle & Universal Joint
- Wobble Extension Bars - 75 & 150mm
- Adaptors - 3/8Fx1/4M & 3/8Fx1/2M

#### 1/2" SOCKETS & ACCESSORIES

- 12pt - 10, 11, 12, 13, 14, 15, 16, 17, 18, 19, 20, 21, 22, 23, 24, 26, 27, 30 & 32mm
- 12pt - 3/8, 7/16, 1/2, 9/16, 5/8, 11/16, 3/4, 13/16, 7/8, 15/16, 1, 1-1/16, 1-1/8, 1-3/16 & 1-1/4"
- 90T Ratchet, Flex Handle & Universal Joint
- Wobble Extension Bars - 75 & 125mm
- Adaptor - 1/2Fx3/8M



400mm

560mm

SP50004

METRIC & SAE

Suitable for drawer:

M

### EVA FOAM TRAY SOCKETS & ACCESSORIES METRIC & SAE - 85 PIECE

#### 1/4" DR SOCKETS & ACCESSORIES

- 12pt - 4, 5, 6, 7, 8, 9, 10, 11, 12, 13 & 14mm
- 12pt - 3/16, 7/32, 1/4, 9/32, 5/16, 11/32, 3/8, 7/16 & 1/2"
- 45T Ratchet & Flex Handle
- Wobble Extension Bars - 50 & 150mm

#### 3/8" DR SOCKETS & ACCESSORIES

- 12pt - 8, 10, 11, 12, 13, 14, 15, 16, 17, 18 & 19mm
- 12pt - 5/16, 3/8, 7/16, 1/2, 9/16, 5/8, 11/16 & 3/4"
- Spark Plug Sockets - 5/8 & 13/16"
- 45T Ratchet & Flex Handle
- Wobble Extension Bars - 75 & 150mm
- Adaptors - 3/8Fx1/4M & 3/8Fx1/2M

#### 1/2" DR SOCKETS & ACCESSORIES

- 12pt - 13, 14, 15, 16, 17, 18, 19, 20, 21, 22, 23, 24, 25, 26, 27, 30 & 32mm
- 12pt - 1/2, 9/16, 5/8, 11/16, 3/4, 13/16, 7/8, 15/16, 1, 1-1/16, 1-1/8 & 1-1/4"
- 45T Ratchet & Flex Handle
- Wobble Extension Bars - 125 & 250mm
- Adaptor - 1/2Fx3/8M




400mm

560mm

\*IMAGES ARE FOR ILLUSTRATION PURPOSES ONLY, CONTENTS MAY VARY



## EVA FOAM TRAYS INCLUDING TOOLS



SP50024

METRIC & SAE

Suitable for drawer:

M

### EVA FOAM TRAY 1/2" IMPACT SOCKETS & ACC. METRIC & SAE - 47 PIECE

#### 1/2" IMPACT SOCKETS & ACCESSORIES

- 6pt Sockets - 10, 11, 12, 13, 14, 15, 16, 17, 18, 19, 21, 22 & 24mm
- 6pt Deep Sockets - 10, 11, 12, 13, 14, 15, 16, 17, 18, 19, 21, 22 & 24mm
- Hex Sockets Metric - H4, H5, H6, H7, H8, H10, H12, H14 & H17
- Torx Sockets - T25, T27, T30, T40, T45, T50, T55, T60 & T70
- Hex Sockets SAE - H3/16, H7/32, H1/4, H5/16, H3/8, H7/16, H1/2 & H9/16
- Universal Joint
- Wobble Extension Bars - 75 & 125mm
- Adaptor - 1/2Fx3/8M



SP50024T

METRIC & SAE

Suitable for drawer:

M

### EVA FOAM TRAY 1/2" IMPACT SOCKETS & ACC. TORQUE WRENCH 20-200NM METRIC & SAE - 48 PIECE

#### 1/2" IMPACT SOCKETS & ACCESSORIES

- 6pt Sockets - 10, 11, 12, 13, 14, 15, 16, 17, 18, 19, 21, 22 & 24mm
- 6pt Deep Sockets - 10, 11, 12, 13, 14, 15, 16, 17, 18, 19, 21, 22 & 24mm
- Hex Sockets Metric - H4, H5, H6, H7, H8, H10, H12, H14 & H17
- Torx Sockets - T25, T27, T30, T40, T45, T50, T55, T60 & T70
- Hex Sockets SAE - H3/16, H7/32, H1/4, H5/16, H3/8, H7/16, H1/2 & H9/16
- Universal Joint
- Wobble Extension Bars - 75 & 125mm
- Adaptor - 1/2Fx3/8M
- SP35352 20 - 200 NM TORQUE WRENCH



SP00664

METRIC ONLY

Suitable for drawer:

M

### EVA FOAM TRAY 1/2" & 3/4" IMPACT SOCKETS & ACCESSORIES METRIC 31 PIECE

- 1/2" Long Impact Sockets - 19, 21, 24, 27, 30, 32, 34 & 36mm
- 1/2" Extension 300mm
- 3/4" Long Impact Sockets - 24, 27, 30, 32, 34, 36, 41 & 46mm
- 3/4" Short Impact Sockets - 24, 27, 30, 32, 34, 36, 41 & 46mm
- 3/4" Universal knee joint
- 3/4" Extension 200mm
- 3/4">1/2" Adaptor
- 1/2">3/4" adaptor
- 3/4">1" Adaptor

\*IMAGES ARE FOR ILLUSTRATION PURPOSES ONLY, CONTENTS MAY VARY

## EVA FOAM TRAYS INCLUDING TOOLS

SP50000

METRIC & SAE

Suitable for drawer:

M

### EVA FOAM TRAY SOCKETS & ACCESSORIES METRIC & SAE 32 PIECE

#### 3/4" DR 12PT SOCKETS & ACCESSORIES

- 12pt - 19, 22, 24, 27, 30, 32, 36, 38, 41, 46, 50 & 55mm
- 12pt - 3/4, 13/16, 7/8, 15/16, 1, 1-1/16, 1-1/8, 1-3/16, 1-1/4, 1-5/16, 1-3/8, 1-7/16, 1-1/2, 1-5/8 & 1-7/8"
- 24T Ratchet
- Flex Handle - 450mm
- Extension Bars - 200 & 400mm
- Extendable Handle - 450 to 750mm
- Universal Joint



400mm

560mm

SP55900

METRIC ONLY

Suitable for drawer:

M

### EVA FOAM TRAY VDE 1000V SOCKETS & SPANNERS METRIC ONLY - 32 PIECE

#### COMBINATION SPANNERS - VDE 1000V

- 6, 8, 10, 12, 13, 14, 15, 16, 17, 18 & 19MM
- ALLEN KEYS - VDE 1000V
- 4, 5, 6, 8 & 10MM
- 3/8" SOCKETS - VDE 1000V
- HEXAGON SOCKET: 4, 5, 6 & 8MM
- 6-SIDE: 8, 10, 12, 13, 14, 15, 16, 17, 18 & 19MM
- 3/8" RATCHET - VDE 1000V
- 3/8" EXTENSION RODS - VDE 1000V



400mm

560mm

SPUSS024

METRIC ONLY

Suitable for drawer:

XL

### EVA FOAM TRAY SOCKETS & ACCESSORIES METRIC ONLY- 180 PIECE

#### 1/4" DR SOCKETS & ACCESSORIES

- 6pt - 4, 5, 6, 7, 8, 9, 10, 11, 12 & 13mm
- 6pt Deep - 4, 5, 6, 7, 8, 9, 10, 11, 12, 13, 14mm
- Hex Bit Sockets - 3, 4, 5, & 6
- Torx Bit Sockets - 10, 15, 20 & 25
- Torx-Plus® Sockets - Tp10, Tp15, Tp20 & Tp25
- Torx-Slotted® Sockets - Ts10, Ts15, Ts20 & Ts25
- 90T Ratchet, Flex Handle, Spinner Handle & Universal Joint
- Extension Bars - 50, 100 & 150mm

#### 3/8" DR SOCKETS & ACCESSORIES

- 6pt - 6, 7, 8, 9, 10, 11, 12, 13, 14, 15, 16, 17, 18, 19, 20, 21 & 22mm
- 6pt Deep - 10, 11, 12, 13, 14, 15, 16, 17, 18, 19mm
- E Torx - E6, E7, E8, E10, E11, E12, E14, E16, E18 & E20
- Hex Bit sockets - 6, 7, 8, 9 & 10
- Long hex sockets - 6, 7, 8, 9, 10mm
- Torx Bit sockets - 27, 30, 40, 45 & 50
- Torx-Plus® Sockets - Tp27, Tp30, Tp40, Tp45, Tp50 & Tp55
- Torx-Slotted® Sockets - Ts27, Ts30, Ts40, Ts45, Ts50 & Ts55
- Spline® Sockets - M4, M5, M6, M8
- Spark Plug Sockets - 16 & 21mm
- 90T Ratchet, Flex Handle & Universal Joint
- Extension Bars - 75, 150 & 250mm

#### 1/2" DR SOCKETS & ACCESSORIES

- 12pt - 10, 11, 12, 13, 14, 15, 16, 17, 18, 19, 20, 21, 22, 23, 24, 25, 26, 27, 30 & 32mm
  - Hex Bit sockets - 10, 11, 12, 13, 14, 15, 16mm
  - Long Hex Sockets - 10, 11, 12, 13, 14, 15, 16, 17mm
  - Ribe Sockets - R18, R19, R110, R111, R112, R113, R114
  - Spline® Sockets - M10, M12, M14, M16
  - 90T Ratchet, Flex Handle & Universal Joint
  - Extension Bars - 125 & 250mm
- #### 1/2" DR IMPACT SOCKETS & ACCESSORIES
- 10, 12, 13, 14 & 18mm
  - Impact Deep Wheel Nut - 14, 17, 19, 21, 22 & 24
  - Impact Extension Bars - 75 & 125mm
  - Impact Universal Joint




545mm

735mm



## EVA FOAM TRAYS INCLUDING TOOLS



545mm

735mm

SPUSS012

METRIC ONLY

Suitable for drawer:

XL

### EVA FOAM TRAY 1/4" & 3/8" SOCKETS & ACCESSORIES METRIC 238 PIECE

- Complete set of sockets 1/4"
- Complete set of sockets 3/8"
- Complete bit set + ratchet
- 1/4" Ratchets short, long & flex head
- 3/8" Ratchets short, long & flex head
- Accessories
- 3/8" impact sockets short & long
- For Complete contents go to: [www.sptools.eu](http://www.sptools.eu)



545mm

735mm

SPUSS017

METRIC ONLY

Suitable for drawer:

XL

### EVA FOAM TRAY 1/2" SOCKETS & ACCESSORIES METRIC 81 PIECE

- Complete set of 1/2" sockets
- Ratchets short, long & flex head
- Accessories
- Flex handles
- For Complete contents go to: [www.sptools.eu](http://www.sptools.eu)



545mm

735mm

SPUSS016

METRIC ONLY

Suitable for drawer:

XL

### EVA FOAM TRAY 1/2" & 3/4" IMPACT SOCKETS & ACCESSORIES METRIC 46 PIECE

- Impact wrench set 1/2"
- Impact wrench set 3/4"
- Extensions & Adapters
- For Complete contents go to: [www.sptools.eu](http://www.sptools.eu)

## EVA FOAM TRAYS INCLUDING TOOLS

SP50013EU

METRIC ONLY

Suitable for drawer:

M

### EVA FOAM TRAY QUAD DRIVE SPANNERS METRIC ONLY 26 PIECE

**QUAD DRIVE COMBINATION SPANNERS**

- 6, 7, 8, 9, 10, 11, 12, 13, 14, 15, 16, 17, 18, 19, 20, 21, 22, 23, 24, 27, 30 & 32mm

**FLARE NUT SPANNERS**

- 10x11mm, 12x13mm, 14x17mm & 19x22mm



560mm

400mm

SP00552

METRIC ONLY

Suitable for drawer:

M

### EVA FOAM TRAY QUAD DRIVE SPANNERS METRIC ONLY 26 PIECE

**QUAD DRIVE COMBINATION SPANNERS**

- 6, 7, 8, 9, 10, 11, 12, 13, 14, 15, 16, 17, 18, 19, 20, 21, 22, 23, 24 & 27mm

**FLARE NUT SPANNERS**

- 10x11mm, 12x13mm, 14x17mm & 19x22mm

**GEAR DRIVE QUAD DRIVE SPANNERS**

- 8, 10, 11, 12, 13, 14, 15, 16, 17, 18, 19 & 21mm




560mm

400mm

\*IMAGES ARE FOR ILLUSTRATION PURPOSES ONLY, CONTENTS MAY VARY



## EVA FOAM TRAYS INCLUDING TOOLS



SP50012

METRIC ONLY

Suitable for drawer:

M

### EVA FOAM TRAY GEARDRIVE & RING-RING SPANNERS METRIC ONLY 24 PIECE

**E-TORX SPANNERS**


- E6xE8, E10xE12, E14xE16 & E16xE20

**RING-RING SPANNERS**

- 8x9, 10x11, 12x13, 14x15, 16x17, 18x19, 20x21 & 22x24mm

**GEAR DRIVE QUAD DRIVE SPANNERS**

- 8, 10, 11, 12, 13, 14, 15, 16, 17, 18, 19 & 21mm



SP00665

METRIC ONLY

Suitable for drawer:

M

### EVA FOAM TRAY BIG SIZES SPANNERS METRIC 5 PIECE

**QUAD DRIVE COMBINATION SPANNERS**

- 1-1/8"(28mm), 34, 36, 38 & 41mm



SPUSS010

METRIC ONLY

Suitable for drawer:

XL

### EVA FOAM TRAY QUAD DRIVE SPANNERS METRIC ONLY XXL SET 58 PIECE

- Quad Drive Ring Wrenches - 6 t/m 32mm
- Stubby Quad Drive Ring Wrenches - 8 t/m 19mm
- Ring-ratchet Quad Drive Wrenches - 8, 10, 11, 12, 13, 14, 15, 16, 17, 18, 19 & 21mm
- Spanners 10x11mm, 12x13mm, 14x17mm & 19x22mm
- E-torx keys - E6xE8, E10xE12, E14xE16 & E16xE20
- Brake bleed spanners
- For Complete contents go to: [www.sptools.eu](http://www.sptools.eu)

\*IMAGES ARE FOR ILLUSTRATION PURPOSES ONLY, CONTENTS MAY VARY

## EVA FOAM TRAYS INCLUDING TOOLS

SP50015

METRIC & INCH

Suitable for drawer:

M

### EVA FOAM TRAY QUAD DRIVE SPANNERS METRIC & INCH 25 PIECE

**QUAD DRIVE COMBINATION SPANNERS**

- 6, 7, 8, 9, 10, 11, 12, 13, 14, 15, 16, 17, 18 & 19mm
- 1/4, 5/16, 3/8, 7/16, 1/2, 9/16, 5/8, 11/16, 3/4, 13/16 & 7/8"



560mm

400mm

SP50020

METRIC & SAE

Suitable for drawer:

M

### EVA FOAM TRAY SPANNERS METRIC & SAE 26 PIECE

**FLARE NUT SPANNERS**

- 10x11, 12x13, 14x17 & 19x22mm
- 3/8x7/16, 1/2x9/16, 5/8x11/16 & 3/4x7/8"

**GEAR DRIVE QUAD DRIVE SPANNERS**

- 10, 11, 12, 13, 14, 15, 16, 17, 18 & 19mm
- 5/16, 3/8, 7/16, 1/2, 9/16, 5/8, 11/16 & 3/4"



560mm

400mm

SP50016

METRIC & SAE

Suitable for drawer:

M

### EVA FOAM TRAY SPANNERS METRIC & SAE 15 PIECE

**QUAD DRIVE COMBINATION SPANNERS**

- 20, 21, 22, 23, 24, 25, 26, 27, 30 & 32mm
- 15/16, 1, 1-1/16, 1-1/8 & 1-1/4"




560mm

400mm

\*IMAGES ARE FOR ILLUSTRATION PURPOSES ONLY, CONTENTS MAY VARY



EVA FOAM TRAYS INCLUDING TOOLS



SP00566

INCH ONLY

Suitable for drawer:

M

**EVA FOAM TRAY  
SOCKETS & SPANNERS  
INCH ONLY  
26 PIECE**

**1/4" DR SOCKETS**

- 6pt - 3/16, 7/32, 1/4, 9/32, 5/16, 11/32, 3/8, 7/16 & 1/2"
- 6pt deep - 3/16, 7/32, 1/4, 9/32, 5/16, 11/32, 3/8, 7/16 & 1/2"
- Hex bit sockets - 1/8, 5/32, 3/16, 7/32 & 1/4"

**3/8" DR SOCKETS**


- 6pt - 5/16, 3/8, 7/16, 1/2, 9/16, 5/8, 11/16 & 3/4"
- 6pt deep - 5/16, 3/8, 7/16, 1/2, 9/16, 5/8, 11/16 & 3/4"
- Hex bit sockets - 3/16, 7/32, 1/4, 5/16 & 3/8"

**1/2" DR SOCKETS**

- 6pt - 3/8, 7/16, 1/2, 9/16, 5/8, 11/16, 3/4, 13/16, 7/8, 15/16 & 1"
- 6pt deep - 3/8, 7/16, 1/2, 9/16, 5/8, 11/16, 3/4, 13/16, 7/8, 15/16 & 1"
- Hex bit sockets - 3/16, 7/32, 1/4, 9/32, 5/16, 3/8, 1/2, 9/16 & 5/8" Short (55mm) Sockets

**QUAD DRIVE SPANNERS**

- 1/4, 5/16, 3/8, 7/16, 1/2, 9/16, 5/8, 11/16, 3/4, 13/16, 7/8" & 1"



SP00661

METRIC ONLY

Suitable for drawer:

M


**EVA FOAM TRAY  
SOCKET SCREWDRIVER  
& HINGED SOCKET SET  
17 PIECES**

**9 SOCKET SCREWDRIVERS**

- 5.5, 6, 7, 8, 9, 10, 11, 12 & 13MM

**Spanners**

- 6x7, 8x9, 10x11, 12x13, 14x15, 16x17 & 18x19MM
- including spanner with 1/4" connection & 3/8" connection.



SP00513

METRIC ONLY

Suitable for drawer:

S

**EVA FOAM TRAY  
GEARDRIVE SPANNER SET  
9 PIECES**

**GEAR DRIVE QUAD DRIVE SPANNERS**

- 8, 10, 11, 12, 13, 14, 15, 16, 17, 18, 19 & 21mm


\*IMAGES ARE FOR ILLUSTRATION PURPOSES ONLY, CONTENTS MAY VARY

**EVA FOAM TRAYS INCLUDING TOOLS**

**SP50030**    **METRIC ONLY**    Suitable for drawer: **S**

**EVA FOAM TRAY  
HINGED SOCKET SPANNER SET  
9 PIECES**

- SPANNERS: 6X7, 8X9, 10X11, 12X13, 14X15, 16X17 & 18X19MM
- INCLUDING SPANNER WITH 1/4" CONNECTION & 3/8" CONNECTION.



**SP50075**    Suitable for drawer: **M**

**EVA FOAM TRAY  
PLIERS & ADJUSTABLE  
WRENCH  
13 PIECE**

**PLIERS** - 200MM COMBINATION, 200MM LONG NOSE, 200MM BENT NOSE, 200MM DIAGONAL CUTTERS, 1X CURVED JAW LOCKING, WATER PUMP PLIER  
**ADJUSTABLE WRENCH** - 250MM

**STRAIGHT INTERNAL CIRCLIP PLIER** - 175MM  
**BENT INTERNAL CIRCLIP PLIER** - 175MM  
**STRAIGHT EXTERNAL CIRCLIP PLIER** - 175MM  
**BENT EXTERNAL CIRCLIP PLIER** - 175MM  
**STRAIGHT LONG HANDLE PLIERS**  
**45 DEGREE BENT LONG HANDLE PLIERS**



**SP50070**    Suitable for drawer: **M**

**EVA FOAM TRAY  
SCREWDRIVERS, PLIERS  
& HEX KEYS  
35 PIECE**

**9PC MAGNETIC HEX KEY SET CROME** - 1.5, 2, 2.5, 3, 4, 5, 6, 8 & 10MM  
**9PC MAGNETIC TORX® KEY SET CHROME** - T10, T15, T20, T25, T27, T30 T40, T45 & T50

**SCREWDRIVERS** -  
**SLOTTED** - 6.5X38, 3.0X75, 5.5X100, 6.5X100, 6.5X150 & 8.0X150  
**PHILLIPS** - #2X38, #0X75, #1X75, #2X100, #2X150 & #3X150


**PLIERS** - 200MM COMBINATION, 200MM LONG NOSE, 200MM DIAGONAL CUTTERS, 250MM CURVED JAW LOCKING & 250MM WATER PUMP PLIER



\*IMAGES ARE FOR ILLUSTRATION PURPOSES ONLY, CONTENTS MAY VARY



## EVA FOAM TRAYS INCLUDING TOOLS




SP00533

Suitable for drawer:

M

### EVA FOAM TRAY SCREWDRIVERS & HEX KEYS 35 PIECE

9PC MAGNETIC HEX KEY SET CROME - 1.5, 2, 2.5, 3, 4, 5, 6, 8 & 10MM  
9PC MAGNETIC TORX® KEY SET CHROME - T10, T15, T20, T25, T27, T30 T40, T45 & T50  
SCREWDRIVERS -  
SLOTTED - 6.5X38, 3.0X75, 5.5X100, 6.5X100, 6.5X150 & 8.0X150  
PHILLIPS- #2X38, #0X75, #1X75, #2X100, #2X150 & #3X150  
TORX® SCREWDRIVERS: T8X75, T10X100, T15X100, T20X100, T25X100, T27X100, T30X150, T40X150



SP00522

Suitable for drawer:

M

### EVA FOAM TRAY HEX KEYS, SCREWDRIVERS, PLIERS, BITSET & HAMMER 97 PIECE

9PC MAGNETIC HEX KEY SET CROME - 1.5, 2, 2.5, 3, 4, 5, 6, 8 & 10MM  
9PC MAGNETIC TORX® KEY SET CHROME - T10, T15, T20, T25, T27, T30 T40, T45 & T50  
SCREWDRIVERS -  
SLOTTED - 3.0X75, 5.5X100, 6.5X100, 6.5X150  
PHILLIPS- #0X75, #2X100, #2X150  
PLIERS - 200MM COMBINATION, 200MM LONG NOSE, 200MM DIAGONAL CUTTERS,  
WATER PUMP PLIER  
MECHANICS HAMMER 500 G  
67PC PROFESSIONAL BITSET



SPUSS020

Suitable for drawer:

XL

### EVA FOAM TRAY SCREWDRIVERS & HEX KEYS 83 PIECE

Phillips screwdrivers  
• #2x38, #0x75, #1x75, #2x100, #2x150 & #3x150  
Slotted screwdrivers  
• 6.5x38, 3.0x75, 5.5x100, 6.5x100, 6.5x150 & 8.0x150  
Torx screwdrivers  
• T8x75, T10x100, T15x100, T20x100, T25x100, T27x100, T30x150, T40x150  
Mini Phillips screwdrivers  
• #000x50mm, #00x50mm, #0x50mm  
Mini Slotted screwdrivers  
• 2.0x50mm, 2.5x50mm, 3.0x50  
Hex key set  
SAE hex key set  
Torx key set  
Bit set with ratchet  
For complete contents go to:

[www.sptoolseurope.com](http://www.sptoolseurope.com)

\*IMAGES ARE FOR ILLUSTRATION PURPOSES ONLY, CONTENTS MAY VARY

## EVA FOAM TRAYS INCLUDING TOOLS

SPUSS021

Suitable for drawer: **XL**

### EVA FOAM TRAY PLIERS & ADJUSTABLE WRENCH 15 PIECE

PLIERS - 200MM COMBINATION, 200MM LONG NOSE, 200MM BENT NOSE, 200MM DIAGONAL CUTTERS, 1X CURVED JAW LOCKING, ADJUSTABLE WRENCHES  
WATER PUMP PLIERS  
STRAIGHT INTERNAL CIRCLIP PLIER - 175MM  
BENT INTERNAL CIRCLIP PLIER - 175MM  
STRAIGHT EXTERNAL CIRCLIP PLIER- 175MM  
BENT EXTERNAL CIRCLIP PLIER - 175MM



545mm

735mm

SP00512

Suitable for drawer: **S**

### SMALL EVA FOAM TRAY TORX SCREWDRIVERS 8 PIECE

TORX® SCREWDRIVERS - T8X75, T10X100, T15X100, T20X100, T25X100, T27X100, T30X150, T40X150



400mm

310mm

SP00559

Suitable for drawer: **S**

### SMALL EVA FOAM TRAY VDE SCREWDRIVERS & PLIERS SET - 9 PIECE

3PC ELECTRICAL SCREWDRIVERS PHILLIPS - 3.0X80, 4.0X100 & 5.5X125MM  
3PC ELECTRICAL SCREWDRIVERS SLOTTED -- #0X75, #2X100, #3X150MM  
200MM COMBINATION VDE PLIER  
200MM LONG NOSE VDE PLIER  
180MM DIAGONAL VDE CUTTER



400mm

310mm

SP55910

Suitable for drawer: **M**

### EVA FOAM TRAY VDE 1000V SCREWDRIVERS & PLIERS 35 PIECE

PHILLIPS SCREWDRIVERS 1000V  
• #0X60, #1X80, #2X100, #3X150MM  
SLOTTED SCREWDRIVERS 1000V  
• 2.5X80, 4.0X100, 5.5X125 & 6.5X150MM

#### PLIERS SET

- 200MM 1000V COMBINATION PLIERS
- 200MM 1000V LONG NOSE PLIERS
- 180MM 1000V DIAGONAL CUTTER
- 250MM 1000V WATER PUMP PLIERS




400mm

560mm

\*IMAGES ARE FOR ILLUSTRATION PURPOSES ONLY, CONTENTS MAY VARY



## EVA FOAM TRAYS INCLUDING TOOLS



SP00660

METRIC ONLY


Suitable for drawer:

S

### SMALL EVA FOAM TRAY METRIC SOCKET SCREWDRIVERS 8 PIECE

9 Socket screwdrivers

- 5.5, 6, 7, 8, 9, 10, 11, 12 & 13MM



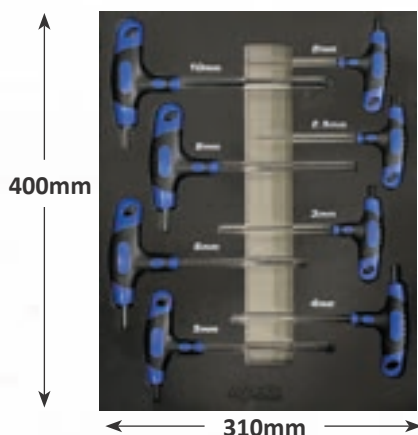
SP00531

Suitable for drawer:

S

### SMALL EVA FOAM TRAY CIRCLIP PLIER SET 4 PIECE

- 175MM STRAIGHT INTERNAL PLIER
- 175MM BENT INTERNAL PLIER
- 175MM STRAIGHT EXTERNAL PLIER
- 175MM BENT EXTERNAL PLIER



SP00524


METRIC ONLY

Suitable for drawer:

S

### SMALL EVA FOAM TRAY SOFT GRIP T-KEYS INEX 8 PIECE

- T-HANDLE HEX KEYS - 2, 2.5, 3, 4, 5, 6, 8 & 10



SP00525

Suitable for drawer:

S

### SMALL EVA FOAM TRAY SOFT GRIP T-KEYS TORX 8 PIECE

- T-HANDLE TORX® KEYS - T10, T15, T20, T25, T27, T30, T40 & T50


\*IMAGES ARE FOR ILLUSTRATION PURPOSES ONLY, CONTENTS MAY VARY

## EVA FOAM TRAYS INCLUDING TOOLS

**SP00553** **INCH ONLY** Suitable for drawer: **S**

**SMALL EVA FOAM TRAY  
SOFT GRIP T-KEYS  
IN HEX  
8 PIECE**

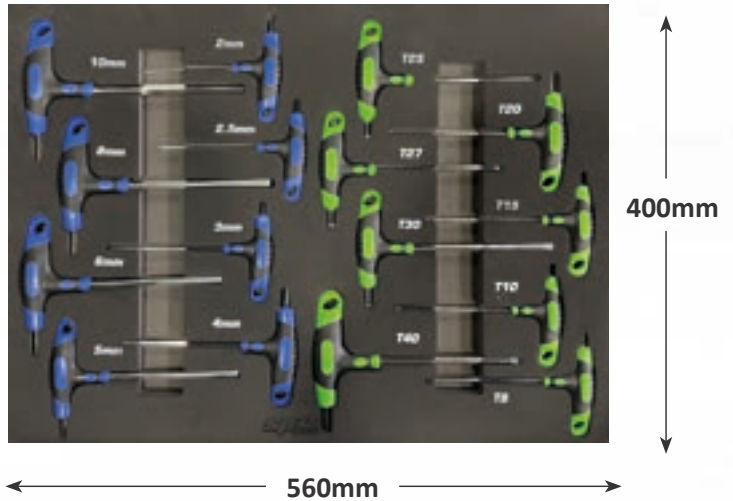
SAE T-HANDLE HEX KEYS  
-5/64", 3/32", 1/8", 5/32", 3/16", 1/4", 5/16" & 3/8"



**SP50080** **METRIC ONLY** Suitable for drawer: **M**

**EVA FOAM TRAY  
SOFT GRIP T-KEYS  
TORX & IN HEX  
16 PIECE**

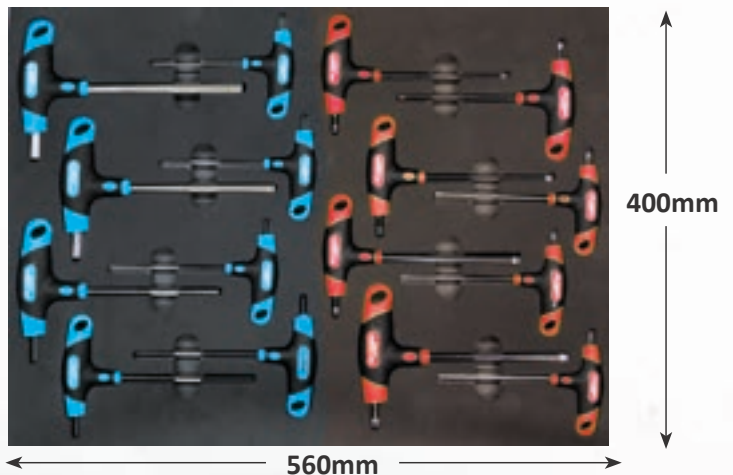
T-HANDLE HEX KEYS - 2, 2.5, 3, 4, 5, 6, 8 & 10  
T-HANDLE TORX® KEYS - T10, T15, T20, T25, T27, T30, T40 & T50



**SP00551** **METRIC & INCH** Suitable for drawer: **M**

**EVA FOAM TRAY  
SOFT GRIP T-KEYS  
IN HEX METRIC & INCH  
16 PIECE**

T-HANDLE HEX KEYS - 2.5, 3, 4, 5, 6, 8 & 10  
SAE T-HANDLE HEX KEYS - 5/64", 3/32", 1/8", 5/32", 3/16", 1/4", 5/16" & 3/8"



**EVA HI-DENSITY FOAM STORAGE INSERTS - CUT TO SHADOW YOUR TOOLS.**

- Offers extra protection for your SP Tools
- Keeps your tool kit organised for rapid tool location and instant use
- Easy identification of missing tools

\*IMAGES ARE FOR ILLUSTRATION PURPOSES ONLY, CONTENTS MAY VARY



## EVA FOAM TRAYS INCLUDING TOOLS




SP00503

Suitable for drawer:

M

### EVA FOAM TRAY HAMMERS, PINPUNCH, CHISEL AND ACCESOIRES 19 PIECE

MECHANICS HAMMER WITH MOULDED HANDLE - 500G  
SOFT/HARD HEAD HAMMER - 40MM  
DEAD BLOW HAMMER - 450G  
PIN PUNCHES - 2, 3, 4, 5, 6, 8 & 10MM  
COLD CHISELS - 12, 20 & 24MM  
FOLDING UTILITY KNIFE  
TELESCOPIC MAGNETIC PICK-UP TOOL  
METRIC TAPE MEASURE - 3M X 16MM  
METRIC/SAE STAINLESS STEEL RULER - 300MM/12"  
METRIC/SAE VERNIER CALIPER - 150MM/6"




SP00503

Suitable for drawer:

M

### EVA FOAM TRAY FILES, PINPUNCH, CHISEL AND ACCESOIRES 19 PIECE

Flat Bastard Cut File  
Millsaw File Bastard Cut  
Half Round Second Cut  
Square File Second Cut  
Round Bastard Cut File  
PIN PUNCHES - 2, 3, 4, 5, 6, 8 & 10MM  
COLD CHISELS - 12, 20 & 24MM  
FOLDING UTILITY KNIFE  
TELESCOPIC MAGNETIC PICK-UP TOOL  
METRIC TAPE MEASURE - 3M X 16MM  
METRIC/SAE VERNIER CALIPER - 150MM/6"



SPUSS022

Suitable for drawer:

XL

### EVA FOAM TRAY HAMMERS, PINPUNCH, CHISEL AND ACCESOIRES 30 PIECE

Very complete set  
Hammers  
Pin punches  
Chisels  
Scrapers  
Chisel set  
thread file  
For complete content go to:  
[www.sptoolseurope.com](http://www.sptoolseurope.com)

\*IMAGES ARE FOR ILLUSTRATION PURPOSES ONLY, CONTENTS MAY VARY


## EVA FOAM TRAYS INCLUDING TOOLS

SP00503-1

Suitable for drawer: **S**

### SMALL EVA FOAM TRAY PINPUNCH, CHISELS & ACC. 15 PIECE

PIN PUNCHES - 2, 3, 4, 5, 6, 8 & 10MM  
COLD CHISELS - 12, 20 & 24MM  
FOLDING UTILITY KNIFE  
TELESCOPIC MAGNETIC PICK-UP TOOL  
METRIC TAPE MEASURE - 3M X 16MM  
METRIC/SAE VERNIER CALIPER - 150MM/6"



310mm

400mm

SP00503-2

Suitable for drawer: **S**

### SMALL EVA FOAM TRAY HAMMER SET 3 PIECE

BENCH HAMMER 500GR  
HAMMER WITH INTERCHANGEABLE CAPS 40MM  
IMPACT-ABSORBING HAMMER 450GR



310mm

400mm

SP00569

Suitable for drawer: **S**

### SMALL EVA FOAM TRAY XL HAMMER SET 3 PIECE

BENCH HAMMER 500GR  
CLUB HAMMER 1500GR  
IMPACT-ABSORBING HAMMER 900GR



310mm

400mm

SP00565

Suitable for drawer: **S**

### SMALL EVA FOAM TRAY FILES SET 5 PIECE

FLAT FILE BASTARD CUT  
MILLSAW FILE BASTARD CUT  
HALF ROUND SECOND CUT  
SQUARE FILE SECOND CUT  
ROUND FILE BASTARD CUT



310mm

400mm




EVA HI-DENSITY FOAM STORAGE INSERTS - CUT TO SHADOW YOUR TOOLS.

- Offers extra protection for your SP Tools
- Keeps your tool kit organised for rapid tool location and instant use
- Easy identification of missing tools

\*IMAGES ARE FOR ILLUSTRATION PURPOSES ONLY, CONTENTS MAY VARY



**EVA FOAM TRAYS INCLUDING TOOLS**



**SP00536**

Suitable for drawer:

**S**

**SMALL EVA FOAM TRAY  
SCRAPERS AND HOOKS  
11 PIECE**

6 PIECE SCRAPER AND HOOK SET  
4 HOOK SET  
4 EXTRA LONG HOOKS SET  
TAPE MEASURE 3M X 16MM



**SP00537**

Suitable for drawer:

**S**

**SMALL EVA FOAM TRAY  
MINI SCREWDRIVERS & SAW  
9 PIECE**

MINI PHILLIPS SCREWDRIVERS  
#000X50MM, #00X50MM, #0X50MM  
MINI SLOTTED SCREWDRIVERS  
2.0X50MM, 2.5X50MM, 3.0X50  
300MM ALLUMINIUM SAW  
3 PIECE BRUSH SET



**SP00507**

Suitable for drawer:

**M**

**EVA FOAM TRAY  
PICKS, HOOKS, SCRAPERS, HACK-  
SAW AND ACCESSOIRES  
24 PIECE**

6PC MINI SCREWDRIVER SET  
3 X SLOTTED SCREWDRIVERS - 2.0X50MM, 2.5X50MM, 3.0X50  
3 X PHILLIPS SCREWDRIVERS - #000X50MM, #00X50MM, #0X50MM  
6PC SCRAPER & REMOVER SET  
4PC HOOK & PICK SET - AWL TOOL, 45 DEGREE TOOL, 90 DEGREE  
TOOL, HOOK TOOL  
4PC LONG HOOK & PICK SET - AWL TOOL, 45 DEGREE TOOL, 90  
DEGREE TOOL, HOOK TOOL  
300MM ALLOY HACKSAW SOFTGRIP  
3PC MINI BRUSH SET - PLASTIC, BRASS & STAINLESS STEEL BRUSHES



**SPUSS025**

Suitable for drawer:

**XL**

**EVA FOAM TRAY  
FILES, PLIERS, HEX KEYS  
AND ACCESSOIRES  
128 PIECE**

STUBBY HEX KEY SETS:  
- HEX  
- TORX  
- SAE SOCKET  
TAPE MEASURE  
SCREW EXTRACTOR SET  
BRUSH SET  
BIT SET  
CIRCUIT TESTER  
MULTIMETER  
IMPACT SCREWDRIVER  
ELECTRIC PLIERS  
CALIPER

## EVA FOAM TRAYS INCLUDING TOOLS

SP821461

Suitable for drawer: **M**

### EVA FOAM TRAY 12V COMBO SET 7 PIECE

12V MINI 3/8" DR IMPACT WRENCH (P/N: SP81113BU)  
12V MINI 1/4" HEX IMPACT DRIVER (P/N: SP81141BU)  
12V MINI 3/8" DR (10MM) DRILL DRIVER (P/N: SP81213BU)  
12V MINI 3/8" DR RATCHET WRENCH (P/N: SP81613BU)  
3/8" IMPACT SOCKET SET  
2.0AH MAX LITHIUM BATTERY PACKS - 2X (P/N: SP81981)  
12V CHARGER (P/N: SP81893)



400mm

560mm

SP821441

Suitable for drawer: **S**

### SMALL EVA FOAM TRAY 12V COMBO SET 5 PIECE

12V MINI 3/8" DR IMPACT WRENCH (P/N: SP81113BU)  
12V MINI 3/8" DR RATCHET WRENCH (P/N: SP81613BU)  
3/8" IMPACT SOCKET SET  
2.0AH MAX LITHIUM BATTERY PACKS - 2X (P/N: SP81981)  
12V CHARGER (P/N: SP81893)



400mm

310mm

SP00572

Suitable for drawer: **M**

### EVA FOAM TRAY 18V COMBO SET 6 PIECE

18V ANGLE GRINDER  
18V POWER DRILL  
18V IMPACT WRENCH 970NM  
2X 18V 4.0AH BATTERY  
QUICK CHARGER



400mm

560mm

SP00574

Suitable for drawer: **S**

### SMALL EVA FOAM TRAY 18V COMBO SET 5 PIECE

18V ANGLE GRINDER  
18V IMPACT WRENCH 970NM  
2X 18V 4.0AH BATTERY  
QUICK CHARGER (NOT IN FOAM, DELIVERED SEPARATELY)



400mm

310mm

\*IMAGES ARE FOR ILLUSTRATION PURPOSES ONLY, CONTENTS MAY VARY



EVA FOAM TRAYS INCLUDING TOOLS



400mm

310mm

SP00573

Suitable for drawer: **S**

**SMALL EVA FOAM TRAY  
18V COMBO SET  
5 PIECE**

- 18V DRILL
- 18V IMPACT WRENCH 970NM
- 2X 18V 4.0AH BATTERY
- QUICK CHARGER





## SMALL EVA FOAM TRAYS - TO FIT IN SMALL TOOLBOX SP40101

**SP50028L** METRIC ONLY

### SMALL EVA FOAM TRAY SOCKETS & ACCESSORIES 67 PIECE

**1/4" DR SOCKETS & ACCESSORIES**

- 6pt - 4, 4.5, 5, 5.5, 6, 7, 8, 9, 10, 11, 12 & 13mm
- Hex bit sockets - 3, 4, 5 & 6
- 45T Ratchet, Flex Handle & Universal Joint
- Extension Bars - 50 & 100mm

**3/8" DR SOCKETS & ACCESSORIES**

- 6pt - 8, 9, 10, 11, 12, 13, 14, 15, 16, 17, 18, & 19mm
- Hex bit sockets - 6, 7, 8, 9 & 10
- 45T Ratchet & Flex Handle
- Extension Bars - 75 & 150mm
- Adaptors - 3/8Fx1/4M, 3/8Fx1/2M
- Spark Plug Sockets - 16 & 21mm

**1/2" DR SOCKETS & ACCESSORIES**

- 6pt - 10, 11, 12, 13, 14, 15, 16, 17, 18, 19, 20, 21, 22, 23, 24, 26, 27, 30 & 32mm
- 45T Ratchet & Flex Handle
- Extension Bars - 125 & 250mm
- Adaptor - 1/2Fx3/8M



**SP50028M** METRIC ONLY

### SMALL EVA FOAM TRAY SOCKETS & ACCESSORIES 67 PIECE

**1/4" DR SOCKETS & ACCESSORIES**


- 6pt - 4, 4.5, 5, 5.5, 6, 7, 8, 9, 10, 11, 12 & 13mm
- Hex bit sockets - 3, 4, 5 & 6
- 45T Ratchet, Flex Handle & Universal Joint
- Extension Bars - 50 & 100mm

**3/8" DR SOCKETS & ACCESSORIES**

- 6pt - 8, 9, 10, 11, 12, 13, 14, 15, 16, 17, 18, & 19mm
- Hex bit sockets - 6, 7, 8, 9 & 10
- 45T Ratchet & Flex Handle
- Extension Bars - 75 & 150mm
- Adaptors - 3/8Fx1/4M, 3/8Fx1/2M
- Spark Plug Sockets - 16 & 21mm

**1/2" DR SOCKETS & ACCESSORIES**

- 6pt - 10, 11, 12, 13, 14, 15, 16, 17, 18, 19, 20, 21, 22, 23, 24, 26, 27, 30 & 32mm
- 45T Ratchet & Flex Handle
- Extension Bars - 125 & 250mm
- Adaptor - 1/2Fx3/8M



**SP00536** METRIC ONLY



### SMALL EVA FOAM TRAY SPANNERS & SCREWDRIVERS 27 PIECE

**QUAD DRIVE COMBINATION SPANNERS**

- 8, 9, 10, 11, 12, 13, 14, 15, 16, 17, 18 & 19mm

**SCREWDRIVERS**

- SLOTTED - 3.0x75, 5.5x100, 6.5x100, 6.5x150
- PHILLIPS - #0x75, #2x100, #2x150

**9PC HEX KEY SET**

- 1.5, 2, 2.5, 3, 4, 5, 6, 8 & 10MM



\*IMAGES ARE FOR ILLUSTRATION PURPOSES ONLY, CONTENTS MAY VARY



**SMALL EVA FOAM TRAYS - TO FIT IN SMALL TOOLBOX SP40101**

**SP50014**

**METRIC ONLY**



**SMALL EVA FOAM TRAY  
SPANNERS & SCREWDRIVERS  
27 PIECE**

**QUAD DRIVE COMBINATION SPANNERS**

- 8, 9, 10, 11, 12, 13, 14, 15, 16, 17, 18 & 19mm

**SCREWDRIVERS**

- SLOTTED - 3.0x75, 5.5x100, 6.5x100, 6.5x150
- PHILLIPS- #0x75, #2x100, #2x150

**9PC HEX KEY SET**

- 1.5, 2, 2.5, 3, 4, 5, 6, 8 & 10MM



277mm

570mm

**SP00516**

**SMALL EVA FOAM TRAY  
HAMMERS, PLIERS & ACCESSORIES  
11 PIECE**

**COMBINATION PLIER 200MM**

**LONG NOSE PLIER 200MM**

**CUTTER PLIER 200MM**

**SOFT/HARD HEAD HAMMER**

**MEASURE TAPE 3M**

**MECHANICS HAMMER**

**SELF ADJUSTING PLIER**

**FLUSH CUT CUTTER**

**FOLDABLE KNIFE**



277mm

570mm

**SP00557**

**SMALL EVA FOAM TRAY  
SCREWDRIVERS & KEYS  
30 PIECE**

**9PC MAGNETIC HEX KEY SET CROME - 1.5, 2, 2.5, 3, 4, 5, 6, 8 & 10MM**

**9PC MAGNETIC TORX® KEY SET CHROME - T10, T15, T20, T25, T27, T30 T40, T45 & T50**

**SCREWDRIVERS -**

- SLOTTED - 6.5X38, 3.0X75, 5.5X100, 6.5X100, 6.5X150 & 8.0X150

- PHILLIPS- #2X38, #0X75, #1X75, #2X100, #2X150 & #3X150



277mm

570mm

\*IMAGES ARE FOR ILLUSTRATION PURPOSES ONLY, CONTENTS MAY VARY



# 03

# SOCKETS & ACCESSORIES

ALL SP TOOLS SOCKETS AND ACCESSORIES ARE MANUFACTURED FROM HIGH GRADE CHROME VANADIUM STEEL AND EXCEED INTERNATIONAL DIN AND ANSI STANDARDS. DESIGNED TO WITHSTAND THE RIGOURS OF INDUSTRIAL AND TRADE USE.



## FLAT DRIVE TECHNOLOGY

FLAT DRIVE TECHNOLOGY MAXIMISES CONTACT ON THE FLAT SIDES OF THE BOLT OR NUT, NOT THE POINTS.



- Specially strengthened ratchet gear teeth to sustain maximum applied torque
- Reversible ratchet head
- Quick socket release mechanism
- Manufactured from high grade Chrome Vanadium Steel (Cr-V) for high durability
- Tough triple chrome finish - Ideal for easy clean up
- Meets & exceeds international ANSI & DIN standard





ACCESS IS BUILT WITH  
**SPTOOLS**  
SPTOOLS.COM





# MULTI DRIVE SOCKET SETS

## MULTI DRIVE SOCKET SETS

- Multi-drive sockets and accessories
- Quick release system for easy socket changes
- Cushioned grip handles for operator comfort
- Specially strengthened ratchet gear teeth to sustain maximum applied torque
- Flat drive technology offers maximum contact and grip
- Tough triple chrome, high polish finishes provide for an easy clean-up
- Chrome Vanadium Steel (Cr-V) for high durability
- Tools housed in a heavy duty steel case
- Meets & exceeds international ANSI & DIN standard



SP20280

### 1/4", 3/8" & 1/2" DR SOCKET SET METRIC/SAE 59 PIECE

12  
Point

#### CONTENTS

##### 1/4" DR SOCKETS & ACCESSORIES

- 4, 5, 6, 7, 8, 9, 10, 11 & 12mm
- 1/4, 9/32, 5/16, 11/32, 3/8, 7/16 & 1/2"
- 45T Ratchet
- Wobble Extension Bar - 50mm

##### 3/8" DR SOCKETS & ACCESSORIES

- 13, 14, 15, 16, 17, 18 & 19mm
- 9/16, 5/8, 11/16 & 3/4"
- Spark Plug Sockets - 5/8 & 13/16"
- Inhex - 6, 7, 8, 9 & 10mm, 3/16, 7/32, 1/4, 5/16 & 3/8"
- 45T Ratchet
- Wobble Extension Bar - 75mm

##### 1/2" DR SOCKETS & ACCESSORIES

- 21, 22, 24, 27, 30 & 32mm
- 13/16, 7/8, 15/16, 1, 1-1/16, 1-1/8 & 1-1/4"
- 45T Ratchet
- Flex Handle - 250mm
- Wobble Extension Bar - 75mm

## MULTI-DRIVE EXTENSION BARS



SP20988

### 1/4", 3/8" & 1/2" DR WOBBLE EXTENSION BAR SET

#### 9 PIECE

#### CONTENTS

- 1/4" DR - 50, 100 & 250mm
- 3/8" DR - 50, 100 & 250mm
- 1/2" DR - 50, 100 & 250mm

- Extensions are extremely useful for reaching and accessing hard to reach nuts and bolts in engine bays
- Wobble end allows for angled reach to awkward nuts and bolts
- Tough triple chrome finish

- Knurling on bars allows for improved grip, especially useful in oily/greasy conditions
- Chrome Vanadium Steel (Cr-V) for high durability
- Meets & exceeds international ANSI & DIN standard



## > 1/4"DR SOCKET SETS

### 1/4"DR SOCKET SETS

SP20116

#### 1/4"DR SOCKET SET METRIC, INHEX, TORX, SPLINE 35 PIECE

##### CONTENTS

###### 1/4"DR SOCKETS & ACCESSORIES

- Metric 6pt - 4, 4.5, 5, 5.5, 6, 7, 8, 9, 10, 11, 12, 13 & 14mm
- Hex Bit Sockets - H3, H4, H5, H6, H7 & H8
- Torx Bit Sockets - T10, T15, T20, T25, T27 & T30
- Spline Bit Sockets - M4, M5, M6, M8 & M10

- 90T Sealed Head Ratchet - 125mm
- Flex Handle - 145mm
- Extension Bars - 50 & 150mm
- Universal Joint



- One piece steel sealed head ratchet & flex handle
- Specially strengthened ratchet gear teeth to sustain maximum applied torque
- Flat drive technology offers maximum contact and grip
- Tough triple chrome, high polish finishes provide for an easy clean-up
- Twin knurling on sockets allows for improved grip, especially useful in oily/greasy conditions



- Chrome Vanadium Steel (Cr-V) for high durability
- Tools housed in a heavy duty steel case and EVA Foam cut to shadow your tools
- Meets & exceeds international ANSI & DIN standard



SP20121

#### 1/4"DR SOCKET SET LOW PROFILE (STUBBY) METRIC/SAE 23 PIECE

##### CONTENTS

###### 1/4"DR SOCKETS & ACCESSORIES

- 4, 5, 6, 7, 8, 9, 10, 11, 12 & 13mm
- 5/32, 3/16, 7/32, 1/4, 9/32, 5/16, 11/32, 3/8, 7/16, 1/2 & 9/16"
- Low Profile Ratchet



**LOW PROFILE**  
Fits in places  
where most  
ratchets can't

- Low profile design - able to reach areas where other sockets and ratchets can't
- Socket quick release system for easy socket changes
- Specially strengthened ratchet gear teeth to sustain maximum applied torque
- Flat drive technology offers maximum contact and grip
- Chrome, high polish finishes provide for an easy clean-up
- Chrome Vanadium Steel (Cr-V) for high durability



# 3/8"DR SOCKET SETS

## 3/8"DR SOCKET SETS

SP20216

### 3/8"DR SOCKET SET METRIC, INHEX, TORX, SPLINE 39 PIECE

#### CONTENTS

- Metric 6pt - 6, 7, 8, 9, 10, 11, 12, 13, 14, 15, 16, 17, 18, 19, 20, 21 & 22mm
- Hex Bit Sockets - H4, H5, H6, H7, H8, H9 & H10
- Torx Bit Sockets - T30, T40, T45, T50 & T55
- Spline Bit Sockets - M4, M5, M6, M8 & M10
- 90T Sealed Head Ratchet - 195mm
- Flex Handle - 195mm
- Extension Bars - 75 & 150mm
- Universal Joint



- One piece steel sealed head ratchet & flex handle
- Specially strengthened ratchet gear teeth to sustain maximum applied torque
- Flat drive technology offers maximum contact and grip
- Tough triple chrome, high polish finishes provide for an easy clean-up
- Twin knurling on sockets allows for improved grip, especially useful in oily/greasy conditions



- Chrome Vanadium Steel (Cr-V) for high durability
- Tools housed in a heavy duty steel case and EVA Foam cut to shadow your tools
- Meets & exceeds international ANSI & DIN standard



## CONTINUED 3/8"DR SOCKET SETS



SP20290

### 3/8"DR SPARK PLUG MAGNETIC METRIC/SAE SOCKET SET

8 PIECE  
CONTENTS

- 6 POINT - 6 PIECE**  
• 13, 14, 16, 18, 19mm & 13/16"
- 12 POINT - 2 PIECE**  
• 12 & 14mm



- Ideal set for spark plug service - covers most popular sizes
- Built-in strong magnetic insert ensures the spark plug stays in the socket and doesn't fall out
- Twin knurling on sockets allows for improved grip, especially useful in oily/greasy conditions

- Tough triple chrome, high polish finishes provide for an easy clean-up
- Chrome Vanadium Steel (Cr-V) for high durability
- Meets & exceeds international ANSI & DIN standard



SP20210

### 3/8"DR SOCKET & SPANNER SET E-TORX

16 PIECE  
CONTENTS

- 3/8"DR E-TORX SOCKETS - 12 PIECE**  
• E4, E5, E6, E7, E8, E10, E11, E12, E14, E16, E18 & E20
- 3/8"DR E-TORX SPANNERS - 4 PIECE**  
• E6xE8, E10xE12, E14xE16 & E18xE20



- Ideal for applications where specialised E-Torx sockets and spanners are required
- Tough triple chrome, high polish finishes provide for an easy clean-up

- Twin knurling on sockets allows for improved grip, especially useful in oily/greasy conditions
- Chrome Vanadium Steel (Cr-V) for high durability
- Meets & exceeds international ANSI & DIN standard



# 3/4"DR SOCKET SETS

## 3/4"DR SOCKET SETS

SP20400

### 3/4"DR SOCKET SET JUMBO SIZES METRIC/SAE 32 PIECE

12  
Point

#### CONTENTS

- 3/4"DR SOCKETS & ACCESSORIES**
- 19, 22, 24, 27, 30, 32, 36, 38, 41, 46, 50 & 55mm
  - 3/4, 13/16, 7/8, 15/16, 1, 1-1/16, 1-1/8, 1-3/16, 1-1/4, 1-5/16, 1-3/8, 1-7/16, 1-1/2, 1-5/8 & 1-7/8"
  - 24T Ratchet
  - Flex Handle - 450mm
  - Extension Bars - 200 & 400mm
  - Extendable Handle - 450 to 750mm
  - Universal Joint



- Ideal for applications where jumbo sockets are required
- Flat drive technology offers maximum contact and grip
- Tough triple chrome, high polish finishes provide for an easy clean-up

- Twin knurling on sockets allows for improved grip, especially useful in oily/greasy conditions
- Chrome Vanadium Steel (Cr-V) for high durability
- Meets & exceeds international ANSI & DIN standard



T820400

### 3/4"DR SOCKET SET JUMBO SIZES METRIC/SAE 26 PIECE

12  
Point

#### CONTENTS

- 3/4"DR SOCKETS & ACCESSORIES**
- 22, 24, 27, 30, 32, 36, 38, 41, 46 & 50mm
  - 7/8", 15/16", 1", 1-1/8", 1-3/16", 1-5/16", 1-3/8", 1-7/16", 1-5/8", 1-3/4", 1-7/8" & 2"
  - Ratchet - 495mm
  - Sliding handle - 456mm
  - Extension bars - 100mm & 200mm

- Ideal for applications where jumbo sockets are required
- Flat drive technology offers maximum contact and grip
- Tough triple chrome, high polish finishes provide for an easy clean-up

- Chrome Vanadium Steel (Cr-V) for high durability
- Meets & exceeds international ANSI & DIN standard



# ➤ RATCHET SETS

## SEALED HEADS

**HOUSED IN EVA FOAM TRAYS**

**FEATURES**

- Sets includes 1/4", 3/8" and 1/2" Drive Ratchets
- 90 Tooth gear for 4° swing angle
- Compact oval ratchet head for better accessibility
- Sealed ratchet head to reduce internal wear and tear
- CR-V steel with mirror-polish finish
- Designed to meet or exceed ANSI standards for torque and dimensions

**90  
TEETH**

**SEALED RATCHET HEADS  
REDUCE INTERNAL WEAR  
AND TEAR BY KEEPING  
DIRT OUT.**

**AUTOMATIC LOCKING FLEX HEAD ALLOWS  
USERS TO TURN THE RATCHET IN TIGHTER  
CONFINES (Flex Head Models only)**



**HI-DENSITY FOAM - CUT TO SHADOW YOUR TOOLS.**

- Offers extra protection for your SP Tools
- Keeps your tool kit organised for rapid tool location and instant use
- Easy identification of missing tools



**SP29330**

### 3PC RATCHET SET

**SEALED FLEX HEAD - EXTRA LONG  
MULTI-DRIVE**

**SET INCLUDES**

- 1/4DR - 280mm
- 3/8DR - 430mm
- 1/2DR - 600mm

**DIMENSIONS**  
620(w) x 160(d) x 35(h) mm



**SP29320**

### 3PC RATCHET SET

**SEALED FLEX HEAD  
MULTI-DRIVE**

- 1/4DR - 159mm
- 3/8DR - 295mm
- 1/2DR - 455mm

**DIMENSIONS:**  
485(w) x 160(d) x 35(h) mm



**SP29310**

### 3PC RATCHET SET

**SEALED HEAD  
MULTI-DRIVE**

- 1/4DR - 125mm
- 3/8DR - 195mm
- 1/2DR - 250mm

**DIMENSIONS:**  
275(w) x 160(d) x 35(h) mm



## 1/4"DR SOCKET RAIL SETS

- Tough triple chrome, high polish finishes provide for an easy clean-up
- Twin knurling on sockets allows for improved grip, especially useful in oily/greasy conditions
- Socket set comes with a rail for better organisation
- Chrome Vanadium Steel (Cr-V) for high durability
- Meets & exceeds international ANSI & DIN standard



### 1/4"DR SOCKET RAIL SET METRIC ONLY 10 PIECE

- 4, 5, 6, 7, 8, 9, 10, 11, 12 & 13mm Sockets
- 1 x Socket Rail

**SP20132** 6 POINT   
 **SP20130** 12 POINT



### 1/4"DR SOCKET RAIL SET SAE ONLY 9 PIECE

- 3/16, 7/32, 1/4, 9/32, 5/16, 11/32, 3/8, 7/16 & 1/2" Sockets
- 1 x Socket Rail

**SP20133** 6 POINT   
 **SP20131** 12 POINT



### 1/4"DR DEEP SOCKET RAIL SET METRIC ONLY 10 PIECE

- 4, 5, 6, 7, 8, 9, 10, 11, 12 & 13mm Sockets
- 1 x Socket Rail

**SP20140** 6 POINT   
 **SP20142** 12 POINT



### 1/4"DR DEEP SOCKET RAIL SET SAE ONLY 9 PIECE

- 3/16, 7/32, 1/4, 9/32, 5/16, 11/32, 3/8, 7/16 & 1/2" Sockets
- 1 x Socket Rail

**SP20141** 6 POINT   
 **SP20143** 12 POINT



### 1/4"DR SOCKET RAIL SET TORX - 37MM 9 PIECE

- T8, T9, T10, T15, T20, T25, T27, T30 & T40 Sockets
- 1 x Socket Rail

**SP20445**



### 1/4" & 3/8"DR SOCKET RAIL SET TORX 11 PIECE

- 1/4" Dr - T10, T15, T20 & T25 Sockets
- 3/8" Dr - T27, T30, T40, T45, T50 & T55 Sockets
- 3/8" F x 1/4" M Adaptor
- 1 x Socket Rail

**SP20440**





## 3/8"DR SOCKET RAIL SETS

- Tough triple chrome, high polish finishes provide for an easy clean-up
- Twin knurling on sockets allows for improved grip, especially useful in oily/greasy conditions
- Socket set comes with a rail for better organisation
- Chrome Vanadium Steel (Cr-V) for high durability
- Meets & exceeds international ANSI & DIN standard



### 3/8"DR SOCKET RAIL SET METRIC ONLY 10 PIECE

- 10, 11, 12, 13, 14, 15, 16, 17, 18 & 19mm Sockets
- 1 x Socket Rail



SP20232

6 POINT



SP20230

12 POINT



### 3/8"DR SOCKET RAIL SET SAE ONLY 8 PIECE

- 5/16, 3/8, 7/16, 1/2, 9/16, 5/8, 11/16 & 3/4" Sockets
- 1 x Socket Rail



SP20233

6 POINT



SP20231

12 POINT



### 3/8"DR DEEP SOCKET RAIL SET METRIC ONLY 10 PIECE

- 10, 11, 12, 13, 14, 15, 16, 17, 18 & 19mm Sockets
- 1 x Socket Rail



SP20242

6 POINT



SP20240

12 POINT



### 3/8"DR DEEP SOCKET RAIL SET SAE ONLY 8 PIECE

- 5/16, 3/8, 7/16, 1/2, 9/16, 5/8, 11/16 & 3/4" Sockets
- 1 x Socket Rail



SP20243

6 POINT



SP20241

12 POINT



### 1/4" & 3/8"DR SOCKET RAIL SET INHEX - METRIC ONLY 9 PIECE

- 1/4"Dr - 3, 4, 5 & 6mm Sockets
- 3/8"Dr - 6, 7, 8, 9 & 10mm Sockets
- 1 x Socket Rail

SP20545



### 1/4" & 3/8"DR SOCKET RAIL SET INHEX - SAE ONLY 10 PIECE

- 1/4"Dr - 1/8, 5/32, 3/16, 7/32 & 1/4" Sockets
- 3/8"Dr - 3/16, 7/32, 1/4, 5/16 & 3/8" Sockets
- 1 x Socket Rail

SP20546

- Tough triple chrome, high polish finishes provide for an easy clean-up
- Twin knurling on sockets allows for improved grip, especially useful in oily/greasy conditions
- Socket set comes with a rail for better organisation
- Chrome Vanadium Steel (Cr-V) for high durability
- Meets & exceeds international ANSI & DIN standard

## 3/8"DR SOCKET RAIL SETS CONTINUED



### 3/8"DR SOCKET RAIL SET - 100MM INEX - METRIC 7 PIECE

- 4, 5, 6, 7, 8, 9 & 10mm
- 1 x Socket Rail

SP20547



### 3/8"DR SOCKET RAIL SET - 100MM INEX - SAE 7 PIECE

- 1/8, 5/32, 3/16, 7/32, 1/4, 5/16 & 3/8"
- 1 x Socket Rail


SP20542



### 3/8"DR SOCKET RAIL SET - 48MM TORX - SHORT 9 PIECE

- T10, T15, T20, T25, T27, T30, T40, T45 & T50
- 1 x Socket Rail


SP20548



### 3/8"DR SOCKET RAIL SET - 48MM TORX PLUS - SHORT 9 PIECE

- TP10, TP15, TP20, TP25, TP27, TP30, TP40, TP45 & TP50
- 1 x Socket Rail

SP20450



### 3/8"DR SOCKET RAIL 100MM SPLINE 7 PIECE

- M4, M5, M6, M7, M8, M9 & M10
- 1 x Socket Rail

SP20544



### 3/8"DR SOCKET RAIL SET - 48MM SPLINE - SHORT 7 PIECE

- M4, M5, M6, M7, M8, M9 & M10
- 1 x Socket Rail

SP20543



### 3/8"DR DEEP SOCKET RAIL SET E-TORX 12 PIECE

- E4, E5, E6, E7, E8, E10, E11, E12, E14, E16, E18 & E20
- 1 x Socket Rail

SP20551



### 3/8"DR SOCKET RAIL SET E-TORX 12 PIECE

- E4, E5, E6, E7, E8, E10, E11, E12, E14, E16, E18 & E20
- 1 x Socket Rail

SP20550





## 1/2"DR SOCKET RAIL SETS



### 1/2"DR SOCKET RAIL SET METRIC ONLY - 12 PIECE

- 10, 11, 12, 13, 14, 15, 16, 17, 19, 21, 22 & 24mm Sockets
- 1 x Socket Rail



**SP20332**

6 POINT



**SP20330**

12 POINT



### 1/2"DR SOCKET RAIL SET SAE ONLY - 11 PIECE

- 3/8, 7/16, 1/2, 9/16, 5/8, 11/16, 3/4, 13/16, 7/8, 15/16 & 1" Sockets
- 1 x Socket Rail



**SP20333**

6 POINT



**SP20331**

12 POINT



### 1/2"DR DEEP SOCKET RAIL SET METRIC ONLY - 12 PIECE

- 10, 11, 12, 13, 14, 15, 16, 17, 19, 21, 22 & 24mm Sockets
- 1 x Socket Rail



**SP20340**

12 POINT



### 1/2"DR DEEP SOCKET RAIL SET SAE ONLY - 11 PIECE

- 3/8, 7/16, 1/2, 9/16, 5/8, 11/16, 3/4, 13/16, 7/8, 15/16 & 1" Sockets
- 1 x Socket Rail



**SP20341**

12 POINT



### 1/2" DR SHORT SOCKET RAIL SET INHEX - METRIC ONLY - 55MM 7 PIECE

- 6, 7, 8, 10, 12, 14 & 17mm Short (55mm) Sockets
- 1 x Socket Rail

**SP20561**



### 1/2" DR SHORT SOCKET RAIL SET INHEX - SAE ONLY - 55MM 9 PIECE

- 3/16, 7/32, 1/4, 9/32, 5/16, 3/8, 1/2, 9/16 & 5/8" Short (55mm) Sockets
- 1 x Socket Rail

**SP20563**



### 1/2"DR SOCKET RAIL SET INHEX/SPLINE - METRIC 13 PIECE

- Inhex Short (55mm) - 6, 7, 8, 10, 12, 14 & 17mm
- Spline Short (55mm) - 6mm
- Inhex Long (140mm) - 8 & 10mm
- Spline Long (100mm) - 8, 10 & 12mm
- 1 x Socket Rail

**SP20566**



### 1/2"DR SOCKET RAIL SET - 55MM TORX 10 PIECE

- T20, T25, T27, T30, T40, T45, T50, T55, T60 & T70 Short (55mm) Sockets
- 1 x Socket Rail

**SP20568**



# SOCKETS

## INDIVIDUAL

FULL RANGE OF INDIVIDUAL SOCKETS AND ACCESSORIES AVAILABLE

### 1/4"DR INDIVIDUAL SOCKETS

#### 1/4"DR SOCKETS METRIC



SIZE	MODEL	MODEL
4mm	SP21504	SP21004
4.5mm	SP21501	
5mm	SP21505	SP21005
5.5mm	SP21502	
6mm	SP21506	SP21006
7mm	SP21507	SP21007
8mm	SP21508	SP21008
9mm	SP21509	SP21009
10mm	SP21510	SP21010
11mm	SP21511	SP21011
12mm	SP21512	SP21012
13mm	SP21513	SP21013
14mm		SP21014



#### 1/4"DR SOCKETS SAE



SIZE	MODEL	MODEL	MODEL
3/16"	SP21551	SP21051	SP21115
7/32"	SP21552	SP21052	SP21120
1/4"	SP21553	SP21053	SP21125
9/32"	SP21554	SP21054	
5/16"	SP21555	SP21055	
11/32"	SP21556	SP21056	
3/8"	SP21557	SP21057	
7/16"	SP21558	SP21058	
1/2"	SP21559	SP21059	



#### 1/4"DR DEEP SOCKETS METRIC



SIZE	MODEL	MODEL
4mm	SP21404	SP21604
5mm	SP21405	SP21605
6mm	SP21406	SP21606
7mm	SP21407	SP21607
8mm	SP21408	SP21608
9mm	SP21409	SP21609
10mm	SP21410	SP21610
11mm	SP21411	SP21611
12mm	SP21412	SP21612
13mm	SP21413	SP21613
14mm	SP21414	



#### 1/4"DR DEEP SOCKETS SAE



SIZE	MODEL	MODEL
3/16"	SP21451	SP21651
7/32"	SP21452	SP21652
1/4"	SP21453	SP21653
9/32"	SP21454	SP21654
5/16"	SP21455	SP21655
11/32"	SP21456	SP21656
3/8"	SP21457	SP21657
7/16"	SP21458	SP21658
1/2"	SP21459	SP21659



#### 1/4"DR SOCKETS 888 SERIES METRIC



SIZE	MODEL
4mm	T821504
5mm	T821505
6mm	T821506
7mm	T821507
8mm	T821508
9mm	T821509
10mm	T821510
11mm	T821511
12mm	T821512
13mm	T821513



#### 1/4"DR SOCKETS INHEx - METRIC & SAE

SIZE	MODEL
3mm	SP21203
4mm	SP21204
5mm	SP21205
6mm	SP21206
7mm	SP21207
8mm	SP21208

1/8"	SP21251
5/32"	SP21252
3/16"	SP21253
7/32"	SP21254
1/4"	SP21255





## 1/4"DR INDIVIDUAL SOCKETS

### 1/4"DR SOCKETS INHEX - TORX



SIZE	MODEL
T8	SP21108
T9	SP21109
T10	SP21110
T15	SP21115
T20	SP21120
T25	SP21125
T27	SP21127
T30	SP21128
T40	SP21129

### 1/4"DR SOCKETS - TORX PLUS®



SIZE	MODEL
TP10	SP21130
TP15	SP21135
TP20	SP21140
TP25	SP21145

### 1/4"DR SOCKETS - TORX SLOTTED®



SIZE	MODEL
TS10	SP21150
TS15	SP21155
TS20	SP21160
TS25	SP21165

## 1/4"DR EXTENSION BARS



### 1/4"DR WOBBLE EXTENSION BAR SET

- 3 sizes included: 50mm, 150mm & 250mm
- Extensions are extremely useful for reaching and accessing hard to reach nuts and bolts in engine bays
- Wobble end allows for angled reach to awkward nuts and bolts
- Knurling on bars allows for improved grip, especially useful in oily/greasy conditions
- Chrome Vanadium Steel (Cr-V) for high durability
- Meets & exceeds international ANSI & DIN standard
- Tough triple chrome finish

SP21330



### 1/4"DR WOBBLE EXTENSION BARS

- Extensions are extremely useful for reaching and accessing hard to reach nuts and bolts in engine bays
- Wobble end allows for angled reach to awkward nuts and bolts
- Knurling on bars allows for improved grip, especially useful in oily/greasy conditions
- Chrome Vanadium Steel (Cr-V) for high durability
- Tough triple chrome finish

LENGTH	MODEL
50mm	SP21335
150mm	SP21336
250mm	SP21337



### 1/4"DR EXTENSION BARS

LENGTH	MODEL
50mm	SP21315
100mm	SP21316
150mm	SP21317

- Extensions are extremely useful for reaching and accessing hard to reach nuts and bolts in engine bays
- Knurling on bars allows for improved grip, especially useful in oily/greasy conditions
- Chrome Vanadium Steel (Cr-V) for high durability
- Tough triple chrome finish



### 1/4"DR EXTENSION BARS 888 SERIES



#### INDIVIDUAL

LENGTH	MODEL
50mm	T821315
100mm	T821316
150mm	T821317

- Extensions are extremely useful for reaching and accessing hard to reach nuts and bolts in engine bays
- Chrome Vanadium Steel (Cr-V) for high durability
- Tough triple chrome finish

## 1/4"DR UNIVERSAL JOINTS

### 1/4"DR UNIVERSAL JOINT



- Flexible Joint - Ideal for accessing hard to reach nuts and bolts
- Chrome Vanadium Steel (Cr-V) for high durability
- Meets & exceeds international ANSI & DIN standard
- Tough triple chrome finish

SP21320

### 1/4"DR UNIVERSAL JOINT 888 SERIES



- Flexible Joint - Ideal for accessing hard to reach nuts and bolts
- Chrome Vanadium Steel (Cr-V) for high durability
- Meets & exceeds international ANSI & DIN standard
- Tough triple chrome finish

T821320



## 1/4"DR RATCHETS



### 1/4"DR RATCHET

- Comfort grip handle
- Specially strengthened ratchet gear teeth to sustain maximum applied torque
- Reversible
- Socket quick release mechanism

SP21305



### 1/4"DR RATCHET COMPACT HEAD 60 TEETH

- Steel handle - one piece
- Specially strengthened ratchet gear teeth to sustain maximum applied torque
- Reversible
- Socket quick release mechanism


SP21392



### 1/4"DR RATCHET SEALED HEAD 90 TEETH

- Steel handle - one piece
- Specially strengthened ratchet gear teeth to sustain maximum applied torque
- Reversible with on/off markings
- Sealed head for extreme dirt infiltration resistance

SP21361



### 1/4"DR RATCHET SEALED FLEX HEAD 90 TEETH

- Steel handle - one piece
- Automatic locking flex head allows user to turn ratchet in tighter confines
- Reversible with on/off markings
- Sealed head for extreme dirt infiltration resistance

SP21365



## CONTINUED 1/4"DR RATCHETS



### 1/4"DR RATCHET SEALED FLEX HEAD - LONG 90 TEETH

- Steel handle - one piece
- Automatic locking flex head allows user to turn ratchet in tighter confines
- Reversible with on/off markings
- Sealed head for extreme dirt infiltration resistance

SP21366

## 1/4"DR FLEX HANDLES



### 1/4"DR FLEX HANDLE

- Hinged joint head
- Chrome Vanadium Steel (Cr-V) for high durability
- Meets & exceeds international ANSI & DIN standard

SP21311



### 1/4"DR FLEX HANDLE

- Length: 150mm
- Hinged joint head
- Soft grip handle
- Chrome Vanadium Steel (Cr-V) for high durability
- Meets & exceeds international ANSI & DIN standard

SP21310

## 1/4"DR SPINNER HANDLE



### 1/4"DR SPINNER HANDLE

- Heavy duty comfort grip handle
- Spring loaded ball bearing holds socket securely
- Chrome Vanadium Steel (Cr-V) for high durability
- Meets & exceeds international ANSI & DIN standard

SP21312

## 1/4"DR SLIDING T-BARS



### 1/4"DR SLIDING T-BAR

- Length: 110mm
- Sliding T-Handle
- Chrome Vanadium Steel (Cr-V) for high durability

T821338

## SOCKET RAILS



### SOCKET RAIL SPRING LOADED

#### SOCKETS NOT INCLUDED

- Spring loaded clips hold sockets firmly to rail
- Holds up to 16 sockets

#### AVAILABLE IN 3 OPTIONS

SIZE	MODEL	CAPACITY
1/4"DR	SP201R	16 SOCKETS
3/8"DR	SP202R	16 SOCKETS
1/2"DR	SP203R	16 SOCKETS

### SOCKET RAIL TWIST LOCK

#### SOCKETS NOT INCLUDED

- Twist Lock sockets onto rail by turning them to the right - Unlocked by turning to the left

#### AVAILABLE IN 3 OPTIONS

SIZE	MODEL	CAPACITY
1/4"DR	SP201RQM	13 SOCKETS
3/8"DR	SP202RQM	14 SOCKETS
1/2"DR	SP203RQM	16 SOCKETS

\*NOTE: SOCKETS NOT INCLUDED, RAIL ONLY

\*NOTE: SOCKETS NOT INCLUDED, RAIL ONLY

## 3/8"DR INDIVIDUAL SOCKETS

### 3/8"DR SOCKETS METRIC



SIZE	MODEL	MODEL
6mm	SP22506	SP22006
7mm	SP22507	SP22007
8mm	SP22508	SP22008
9mm	SP22509	SP22009
10mm	SP22510	SP22010
11mm	SP22511	SP22011
12mm	SP22512	SP22012
13mm	SP22513	SP22013
14mm	SP22514	SP22014
15mm	SP22515	SP22015
16mm	SP22516	SP22016
17mm	SP22517	SP22017
18mm	SP22518	SP22018
19mm	SP22519	SP22019
20mm	SP22520	SP22020
21mm	SP22521	SP22021
22mm	SP22522	SP22022

### 3/8"DR SOCKETS SAE



SIZE	MODEL	MODEL
1/4"	SP22551	SP22051
5/16"	SP22552	SP22052
3/8"	SP22553	SP22053
7/16"	SP22554	SP22054
1/2"	SP22555	SP22055
9/16"	SP22556	SP22056
5/8"	SP22557	SP22057
11/16"	SP22558	SP22058
3/4"	SP22559	SP22059
13/16"	SP22560	SP22060
7/8"	SP22561	SP22061



### 3/8"DR SOCKETS 888 SERIES METRIC



SIZE	MODEL	SIZE	MODEL
6mm	T822006	13mm	T822013
7mm	T822007	14mm	T822014
8mm	T822008	15mm	T822015
9mm	T822009	16mm	T822016
10mm	T822010	17mm	T822017
11mm	T822011	18mm	T822018
12mm	T822012	19mm	T822019



## CONTINUED 3/8"DR INDIVIDUAL SOCKETS

### 3/8"DR DEEP SOCKETS METRIC



SIZE	MODEL	MODEL
8mm	SP22608	N/A
10mm	SP22610	SP22410
11mm	SP22611	SP22411
12mm	SP22612	SP22412
13mm	SP22613	SP22413
14mm	SP22614	SP22414
15mm	SP22615	SP22415
16mm	SP22616	SP22416
17mm	SP22617	SP22417
18mm	SP22618	SP22418
19mm	SP22619	SP22419

### 3/8"DR DEEP SOCKETS SAE



SIZE	MODEL	MODEL
5/16"	SP22651	SP22451
3/8"	SP22652	SP22452
7/16"	SP22653	SP22453
1/2"	SP22654	SP22454
9/16"	SP22655	SP22455
5/8"	SP22656	SP22456
11/16"	SP22657	SP22457
3/4"	SP22658	SP22458

### 3/8"DR SOCKETS INHEx - METRIC



SIZE	MODEL
4mm	SP22204
5mm	SP22205
6mm	SP22206
7mm	SP22207
8mm	SP22208
9mm	SP22209
10mm	SP22210

### 3/8"DR SOCKETS INHEx - INCH



SIZE	MODEL
3/16"	SP22251
7/32"	SP22252
1/4"	SP22253
5/16"	SP22254
3/8"	SP22255

### 3/8"DR SOCKETS - TORX



SIZE	MODEL
T10	SP22114
T15	SP22115
T20	SP22116
T25	SP22117
T27	SP22127
T30	SP22130
T40	SP22140
T45	SP22145
T50	SP22150
T55	SP22155

### 3/8"DR SOCKETS - TORX-PLUS®



SIZE	MODEL
TP27	SP22156
TP30	SP22157
TP40	SP22158
TP45	SP22159
TP50	SP22160
TP55	SP22161

### 3/8"DR SOCKETS - TORX-SLOTTED®



SIZE	MODEL
TS27	SP22120
TS30	SP22121
TS40	SP22122
TS45	SP22123
TS50	SP22124
TS55	SP22125

### 3/8"DR SOCKETS - SPLINE®



SIZE	MODEL
4MM	SP22104
5MM	SP22105
6MM	SP22106
8MM	SP22108

### 3/8"DR SOCKETS E-TORX



SIZE	MODEL	SIZE	MODEL
E4	SP22164	E11	SP22171
E5	SP22165	E12	SP22172
E6	SP22166	E14	SP22174
E7	SP22167	E16	SP22176
E8	SP22168	E18	SP22178
E10	SP22170	E20	SP22180

## 3/8"DR INDIVIDUAL SOCKETS CONTINUED

### 3/8"DR SOCKETS IN HEX METRIC 100MM LONG



SIZE	MODEL
4mm	SP22204
5mm	SP22205
6mm	SP22206
7mm	SP22207
8mm	SP22208
9mm	SP22209
10mm	SP22210

### 3/8"DR SOCKETS - TORX 100MM LONG



SIZE	MODEL
T10	SP22114
T15	SP22115
T20	SP22116
T25	SP22117
T27	SP22127
T30	SP22130
T40	SP22140
T45	SP22145
T50	SP22150
T55	SP22155

### 3/8"DR SOCKETS SPARK PLUG



SIZE	MODEL
16mm	SP22494
21mm	SP22496

SIZE	MODEL
5/8"	SP22491
13/16"	SP22492

- Chrome Vanadium Steel (Cr-V) for high durability
- Tough triple chrome finish


### 3/8"DR SOCKETS SPARK PLUG MAGNETIC



SIZE	MODEL
14mm	SP22484
16mm	SP22485

- Built-in strong magnetic insert ensures the spark plug stays in the socket and doesn't fall out
- Chrome Vanadium Steel (Cr-V) for high durability

### 3/8"DR SPARK PLUG SOCKETS EXTRA LONG MAGNETIC



**EXTRA LONG SHAFT**  
Access extremely difficult to reach spark plugs

- Extra long shaft - 250mm
- Built-in strong magnetic insert ensures the spark plug stays in the socket and doesn't fall out
- Chrome Vanadium Steel (Cr-V) for high durability
- Meets & exceeds international ANSI & DIN standard
- Tough triple chrome finish

SIZE	MODEL
14mm	SP22487
16mm	SP22488

### 3/8"DR SOCKET SPARK PLUG 888 SERIES



**METRIC**



SIZE	MODEL
16mm	T822491
21mm	T822492



### 3/8"DR SPARK PLUG SOCKETS SET MAGNETIC - SPLINE



- 3 sizes: 14mm, 16mm & 21mm
- 15° universal offset extension bars
- Chrome Vanadium Steel (Cr-V) for high durability
- Meets & exceeds international ANSI & DIN standard



SP22499



## 3/8"DR EXTENSION BARS



### 3/8"DR WOBBLE EXTENSION BAR SET

- 3 sizes included: 75mm, 150mm & 250mm
- Extensions are extremely useful for reaching and accessing hard to reach nuts and bolts in engine bays
- Wobble end allows for angled reach to awkward nuts and bolts
- Knurling on bars allows for improved grip, especially useful in oily/greasy conditions
- Chrome Vanadium Steel (Cr-V) for high durability
- Meets & exceeds international ANSI & DIN standard
- Tough triple chrome finish


SP22330



### 3/8"DR WOBBLE EXTENSION BARS

- Extensions are extremely useful for reaching and accessing hard to reach nuts and bolts in engine bays
- Wobble end allows for angled reach to awkward nuts and bolts
- Knurling on bars allows for improved grip, especially useful in oily/greasy conditions
- Chrome Vanadium Steel (Cr-V) for high durability
- Tough triple chrome finish

LENGTH	MODEL
75mm	SP22335
150mm	SP22336
250mm	SP22337



### 3/8"DR EXTENSION BARS

#### INDIVIDUAL

LENGTH	MODEL
75mm	SP22315
100mm	SP22317
250mm	SP22316

- Extensions are extremely useful for reaching and accessing hard to reach nuts and bolts in engine bays
- Knurling on bars allows for improved grip, especially useful in oily/greasy conditions
- Chrome Vanadium Steel (Cr-V) for high durability
- Tough triple chrome finish



### 3/8"DR EXTENSION BARS

#### 888 SERIES

#### INDIVIDUAL

LENGTH	MODEL
75mm	T822315
125mm	T822316

- Extensions are extremely useful for reaching and accessing hard to reach nuts and bolts in engine bays
- Chrome Vanadium Steel (Cr-V) for high durability
- Tough triple chrome finish

## 3/8"DR UNIVERSAL JOINTS & ADAPTERS

### 3/8"DR UNIVERSAL JOINT



- Flexible Joint - Ideal for accessing hard to reach nuts and bolts
- Chrome Vanadium Steel (Cr-V) for high durability
- Meets & exceeds international ANSI & DIN standard
- Tough triple chrome finish

SP22320

### 3/8"DR UNIVERSAL JOINT

#### 888 SERIES



- Flexible Joint - Ideal for accessing hard to reach nuts and bolts
- Chrome Vanadium Steel (Cr-V) for high durability
- Meets & exceeds international ANSI & DIN standard
- Tough triple chrome finish

T822320

### 3/8"DR ADAPTOR



SIZE	MODEL
1/4" M	SP22325
1/2" M	SP22326

- Adaptor allows for sockets from other drives to be used on non-corresponding ratchet handles
- Chrome Vanadium Steel (Cr-V) for high durability

## 3/8"DR RATCHETS



### 3/8"DR RATCHET

- Comfort grip handle
- Specially strengthened ratchet gear teeth to sustain maximum applied torque
- Reversible
- Socket quick release mechanism


SP22305



### 3/8"DR RATCHET

- Steel handle - one piece
- Specially strengthened ratchet gear teeth to sustain maximum applied torque
- Reversible
- Socket quick release mechanism


SP22392



### 3/8"DR RATCHET

- Steel handle - one piece
- Specially strengthened ratchet gear teeth to sustain maximum applied torque
- Reversible with on/off markings
- Sealed head for extreme dirt infiltration resistance


SP22361



### 3/8"DR RATCHET

- Steel handle - one piece
- Automatic locking flex head allows user to turn ratchet in tighter confines
- Reversible with on/off markings
- Sealed head for extreme dirt infiltration resistance

SP22365



### 3/8"DR RATCHET

- Steel handle - one piece
- Automatic locking flex head allows user to turn ratchet in tighter confines
- Reversible with on/off markings
- Sealed head for extreme dirt infiltration resistance

SP22366

## 3/8"DR FLEX HANDLES



### 3/8"DR FLEX HANDLE

- Length: 200mm
- Hinged joint head
- Chrome Vanadium Steel (Cr-V) for high durability
- Meets & exceeds international ANSI & DIN standard

SP22311



### 3/8"DR FLEX HANDLE

- Length: 215mm
- Hinged joint head
- Soft grip handle
- Chrome Vanadium Steel (Cr-V) for high durability
- Meets & exceeds international ANSI & DIN standard

SP22310



## 1/2"DR INDIVIDUAL SOCKETS

### 1/2"DR SOCKETS METRIC



SIZE	MODEL	MODEL
10mm	SP23510	SP23010
11mm	SP23511	SP23011
12mm	SP23512	SP23012
13mm	SP23513	SP23013
14mm	SP23514	SP23014
15mm	SP23515	SP23015
16mm	SP23516	SP23016
17mm	SP23517	SP23017
18mm	SP23518	SP23018
19mm	SP23519	SP23019
20mm	SP23520	SP23020
21mm	SP23521	SP23021
22mm	SP23522	SP23022
23mm	SP23523	SP23023
24mm	SP23524	SP23024
25mm	SP23525	SP23025
26mm	SP23526	SP23026
27mm	SP23527	SP23027
30mm	SP23530	SP23030
32mm	SP23532	SP23032
36mm	SP23536	

### 1/2"DR SOCKETS SAE



SIZE	MODEL	MODEL
3/8"	SP23553	SP23053
7/16"	SP23554	SP23054
1/2"	SP23555	SP23055
9/16"	SP23556	SP23056
5/8"	SP23557	SP23057
11/16"	SP23558	SP23058
3/4"	SP23559	SP23059
13/16"	SP23560	SP23060
7/8"	SP23561	SP23061
5/16"	SP23562	SP23062
1"	SP23563	SP23063
1-1/16"	SP23564	SP23064
1-1/8"	SP23565	SP23065
1-3/16"	SP23566	SP23066
1-1/4"	SP23567	SP23067

### 1/2"DR DEEP SOCKETS METRIC



SIZE	MODEL
10mm	SP23410
11mm	SP23411
12mm	SP23412
13mm	SP23413
14mm	SP23414
15mm	SP23415
16mm	SP23416
17mm	SP23417
18mm	SP23418
19mm	SP23419
21mm	SP23421
22mm	SP23422
24mm	SP23424

### 1/2"DR DEEP SOCKETS SAE



SIZE	MODEL
3/8"	SP23453
7/16"	SP23454
1/2"	SP23455
9/16"	SP23456
5/8"	SP23457
11/16"	SP23458
3/4"	SP23459
13/16"	SP23460
7/8"	SP23461
15/16"	SP23462
1"	SP23463

## 1/2" DR INDIVIDUAL SOCKETS CONTINUED

### 1/2" DR SOCKETS 888 SERIES METRIC



12 Point		12 Point	
SIZE	MODEL	SIZE	MODEL
10mm	T823010	18mm	T823018
11mm	T823011	19mm	T823019
12mm	T823012	20mm	T823020
13mm	T823013	21mm	T823021
14mm	T823014	22mm	T823022
15mm	T823015	24mm	T823024
16mm	T823016	27mm	T823027
17mm	T823017	30mm	T823030
		32mm	T823032

### 1/2" DR SOCKETS INHEX - METRIC



SIZE	MODEL
6mm	SP23206
7mm	SP23207
8mm	SP23208
10mm	SP23210
12mm	SP23212
13mm	SP23213
14mm	SP23214
15mm	SP23215
17mm	SP23217

### 1/2" DR SOCKETS INHEX - INCH



SIZE	MODEL
3/16"	SP23251
7/32"	SP23252
1/4"	SP23253
9/32"	SP23254
5/16"	SP23255
3/8"	SP23256
1/2"	SP23257
9/16"	SP23258
5/8"	SP23259

### 1/2" DR SOCKETS INHEX - METRIC LONG (140MM)



SIZE	MODEL
8mm	SP23228
10mm	SP23230
12mm	SP23232
13mm	SP23233
14mm	SP23234
15mm	SP23235
17mm	SP23237

### 1/2" DR SOCKETS -TORX (55MM)



SIZE	MODEL
T20	SP23120
T25	SP23125
T27	SP23127
T30	SP23130
T40	SP23140
T45	SP23145
T50	SP23150
T55	SP23155
T60	SP23160
T70	SP23170

### 1/2" DR SOCKETS SPLINE - METRIC (55MM)



SIZE	MODEL
10mm	SP23260
12mm	SP23262
14mm	SP23264
16mm	SP23266



### 1/2" DR SOCKETS SPLINE - METRIC LONG



SIZE	MODEL
6mm	SP23276
8mm	SP23278
10mm	SP23280
12mm	SP23282





## CONTINUED 1/2"DR INDIVIDUAL SOCKETS

### 1/2"DR SOCKETS RIBE - METRIC (55MM)



SIZE	MODEL
8mm	SP23288
9mm	SP23289
10mm	SP23290
11mm	SP23291
12mm	SP23292
13mm	SP23293
14mm	SP23294



### 1/2"DR SOCKETS SPARK PLUG



SIZE	MODEL
5/8"	SP23491
13/16"	SP23492



### 1/2"DR SOCKETS SPARK PLUG 888 SERIES



SAE



SIZE	MODEL
5/8"	T823491
13/16"	T823492



## 1/2"DR EXTENSION BARS



### 1/2"DR WOBBLE EXTENSION BAR SET 3 PIECE

- 3 sizes included: 125mm, 250mm & 375mm
- Extensions are extremely useful for reaching and accessing hard to reach nuts and bolts in engine bays
- Wobble end allows for angled reach to awkward nuts and bolts
- Knurling on bars allows for improved grip, especially useful in oily/greasy conditions
- Chrome Vanadium Steel (Cr-V) for high durability
- Meets & exceeds international ANSI & DIN standard
- Tough triple chrome finish

SP23330



### 1/2"DR WOBBLE EXTENSION BARS INDIVIDUAL

LENGTH	MODEL
125mm	SP23336
250mm	SP23337
375mm	SP23338

- Extensions are extremely useful for reaching and accessing hard to reach nuts and bolts in engine bays
- Wobble end allows for angled reach to awkward nuts and bolts
- Knurling on bars allows for improved grip, especially useful in oily/greasy conditions
- Chrome Vanadium Steel (Cr-V) for high durability
- Tough triple chrome finish



### 1/2"DR EXTENSION BARS INDIVIDUAL

LENGTH	MODEL
75mm	SP23315
125mm	SP23316
250mm	SP23317

- Extensions are extremely useful for reaching and accessing hard to reach nuts and bolts in engine bays
- Knurling on bars allows for improved grip, especially useful in oily/greasy conditions
- Chrome Vanadium Steel (Cr-V) for high durability
- Tough triple chrome finish

### 1/2"DR EXTENSION BARS 888 SERIES

#### INDIVIDUAL

LENGTH	MODEL
125mm	T823316
250mm	T823317

- Extensions are extremely useful for reaching and accessing hard to reach nuts and bolts in engine bays
- Chrome Vanadium Steel (Cr-V) for high durability
- Tough triple chrome finish

## 1/2"DR UNIVERSAL JOINTS & ADAPTORS

### 1/2"DR UNIVERSAL JOINT



- Flexible Joint - Ideal for accessing hard to reach nuts and bolts
- Chrome Vanadium Steel (Cr-V) for high durability
- Meets & exceeds international ANSI & DIN standard
- Tough triple chrome finish

SP23320

### 1/2"DR UNIVERSAL JOINT 888 SERIES



- Flexible Joint - Ideal for accessing hard to reach nuts and bolts
- Chrome Vanadium Steel (Cr-V) for high durability
- Meets & exceeds international ANSI & DIN standard
- Tough triple chrome finish

T823320

### 1/2"DR ADAPTOR



SIZE	MODEL
3/8" M	SP23326

- Adaptor allows for sockets from other drives to be used on non-corresponding ratchet handles
- Chrome Vanadium Steel (Cr-V) for high durability

## 1/2"DR RATCHETS



### 1/2"DR RATCHET

- Comfort grip handle
- Specially strengthened ratchet gear teeth to sustain maximum applied torque
- Reversible
- Socket quick release mechanism

SP23305



### 1/2"DR RATCHET

- Steel handle - one piece
- Specially strengthened ratchet gear teeth to sustain maximum applied torque
- Reversible
- Socket quick release mechanism

SP23392



### 1/2"DR RATCHET

- Steel handle - one piece
- Specially strengthened ratchet gear teeth to sustain maximum applied torque
- Reversible with on/off markings
- Sealed head for extreme dirt infiltration resistance

SP23361



### 1/2"DR RATCHET

- Steel handle - one piece
- Automatic locking flex head allows user to turn ratchet in tighter confines
- Reversible with on/off markings
- Sealed head for extreme dirt infiltration resistance


SP23365



## 1/2"DR RATCHET

**PROFESSIONAL EXTRA LONG - 500MM**  
**45 TEETH**

- Comfort grip handle
- Specially strengthened ratchet gear teeth to sustain maximum applied torque
- 500mm Extra long shaft for access into hard to reach areas as well as extra leverage if needed
- Reversible
- Socket quick release mechanism
- Chrome Vanadium Steel (Cr-V) for high durability
- Tough triple chrome finish
- Meets & exceeds international ANSI & DIN standard

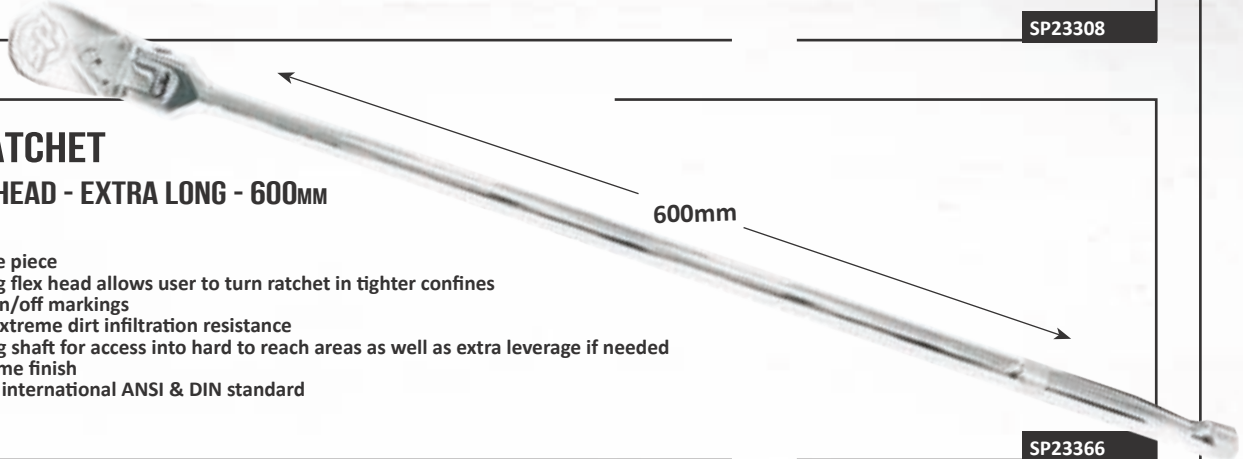


SP23308

## 1/2"DR RATCHET

**SEALED FLEX HEAD - EXTRA LONG - 600MM**  
**90 TEETH**

- Steel handle - one piece
- Automatic locking flex head allows user to turn ratchet in tighter confines
- Reversible with on/off markings
- Sealed head for extreme dirt infiltration resistance
- 600mm Extra long shaft for access into hard to reach areas as well as extra leverage if needed
- Tough triple chrome finish
- Meets & exceeds international ANSI & DIN standard



SP23366

## 1/2"DR FLEX HANDLES

### 1/2"DR FLEX HANDLE

- Length: 380mm
- Hinged joint head
- Chrome Vanadium Steel (Cr-V) for high durability
- Meets & exceeds international ANSI & DIN standard



SP23323

### 1/2"DR FLEX HANDLE


- Available in 260mm & 375mm
- Hinged joint head
- Soft grip handle
- Chrome Vanadium Steel (Cr-V) for high durability
- Meets & exceeds international ANSI & DIN standard



LENGTH	MODEL
260mm	SP23310
375mm	SP23312

### 1/2"DR FLEX HANDLE

- Hinged joint head
- Extra long shaft for access into hard to reach areas as well as extra leverage if needed
- Chrome Vanadium Steel (Cr-V) for high durability
- Tough triple chrome finish
- Meets & exceeds international ANSI & DIN standard



LENGTH	MODEL
600mm	SP23319

## 3/4"DR INDIVIDUAL SOCKETS

### 3/4"DR SOCKETS METRIC



SIZE	MODEL
19mm	SP24019
22mm	SP24022
24mm	SP24024
27mm	SP24027
30mm	SP24030
32mm	SP24032
36mm	SP24036
38mm	SP24038
41mm	SP24041
46mm	SP24046
50mm	SP24050
55mm	SP24055

### 3/4"DR SOCKETS SAE



SIZE	MODEL
3/4"	SP24059
13/16"	SP24060
7/8"	SP24061
5/16"	SP24062
1"	SP24063
1-1/16"	SP24064
1-1/8"	SP24065
1-3/16"	SP24066
1-1/4"	SP24067
1-5/16"	SP24068
1-3/8"	SP24069
1-7/16"	SP24070
1-1/2"	SP24071
1-5/8"	SP24073
1-3/4"	SP24075
1-7/8"	SP24077

## 3/4"DR EXTENSION BARS

## 3/4"DR UNIVERSAL JOINT



### 3/4"DR EXTENSION BARS INDIVIDUAL

LENGTH	MODEL
200mm	SP24315
400mm	SP24316

- Extensions are extremely useful for reaching and accessing hard to reach nuts and bolts in engine bays
- Knurling on bars allows for improved grip, especially useful in oily/greasy conditions
- Chrome Vanadium Steel (Cr-V) for high durability
- Tough triple chrome finish

### 3/4"DR UNIVERSAL JOINT



- Flexible Joint - Ideal for accessing hard to reach nuts and bolts
- Chrome Vanadium Steel (Cr-V) for high durability
- Meets & exceeds international ANSI & DIN standard
- Tough triple chrome finish

SP24320



## 3/4"DR RATCHETS & FLEX HANDLES



### 3/4"DR RATCHET

#### JUMBO 24 TEETH

- Steel handle
- Specially strengthened ratchet gear teeth to sustain maximum applied torque
- Detachable Handle - Extension handle available (SP24325) for where extra leverage is needed
- Knurling on bars allows for improved grip, especially useful in oily/greasy conditions
- Reversible
- Socket quick release mechanism
- Chrome Vanadium Steel (Cr-V) for high durability
- Meets & exceeds international ANSI & DIN standard

SP24305



### 3/4"DR FLEX HANDLE

#### JUMBO - 475MM STEEL HANDLE

- Steel handle
- Hinged joint head
- 475mm long
- Detachable Handle - Extension handle available (SP24325) for where extra leverage is needed
- Knurling on bars allows for improved grip, especially useful in oily/greasy conditions
- Chrome Vanadium Steel (Cr-V) for high durability
- Meets & exceeds international ANSI & DIN standard

SP24310



### 3/4"DR EXTENSION HANDLE

#### JUMBO STEEL HANDLE

- Steel handle
- Extension from 450mm to 750mm
- Telescopic extension handle suitable for use with SP 3/4"Dr Ratchet (SP24305) & 3/4"Dr Flex Handle (SP24310)
- Knurling on bars allows for improved grip, especially useful in oily/greasy conditions
- Chrome Vanadium Steel (Cr-V) for high durability
- Meets & exceeds international ANSI & DIN standard

SP24325

# 04

# IMPACT SOCKETS & ACCESSORIES

ALL SP TOOLS IMPACT SOCKETS AND ACCESSORIES ARE MANUFACTURED FROM HIGH GRADE CHROME MOLYBDENUM STEEL AND EXCEED INTERNATIONAL DIN STANDARDS. DESIGNED TO WITHSTAND THE RIGOURS OF INDUSTRIAL AND TRADE USE.

**DIN**

## IMPACT SOCKETS

Impact Sockets are designed to receive higher torque loads, which are delivered by a percussive method. This load needs to be accounted for in the design, therefore impact sockets are designed to be thicker and made from a more durable material.

SP Tools has become the industry leader in standards for both large and small fasteners. SP impact sockets are constructed from chrome molybdenum steel, a ductile material that adds additional elasticity to the socket and tends to bend or stretch rather than shatter.

SP Tools premium range of impact sockets and accessories have been designed to withstand the rigors of industrial use. Impact sockets are used on a wide and varied range of heavy industry applications like cars and trucks, mining equipment, maritime equipment, ocean liners, large-scale plumbing and piping, and installation of power generators, primarily because of its higher breaking strain.

A normal hand socket is made from chrome which works well for small spaces where a component can be easily removed. It's easier to manufacture a small standard socket, but with larger impact sockets, you need a better quality, more flexible material.

To put the importance of an impact socket's quality in perspective, if you apply several thousand pounds of torque through an inferior tool, the part will explode doing grave damage to its surroundings. Therefore, the quality of an impact socket is also paramount to the safety of workers.

The material difference between a standard chrome hand socket and impact socket is that an impact socket is made from chrome molybdenum steel. Molybdenum is a strong mineral, graphite coloured in appearance and the impact socket endcast is constructed from this compound, resulting in a more solid tool through and through.

The SP tools impact socket category covers a very large range of drive sizes. The drive sizes include connection point sizes ranging from as small as 3/8", 1/2", 3/4", up to 1", 1-1/2", 2-1/2".

In addition to this, SP Tools manufactures a large range of specialty impact sockets and accessories such as wheel-nut sockets for both cars and trucks, extension bars, wobble drives and many adaptors to get the right size socket onto job.

## FLAT DRIVE TECHNOLOGY

FLAT DRIVE TECHNOLOGY MAXIMISES CONTACT ON THE FLAT SIDES OF THE BOLT OR NUT, NOT THE POINTS.








# IMPACT BAR

## SHOCK FROZEN NUTS



### IMPACT BAR

- Creates impact to shock frozen nuts loose
- 8x Torque multiplication with a single hammer blow
- No compressed air required for operation
- Bi-directional - Use to loosen or tighten fasteners
- Swivel head aids with operation in limited access situations and allows for speed brace action to spin fasteners off after initial loosening
- Impact absorbing composite handle
- Use with impact sockets
- Applications include: automotive engine repairs, under body repairs, small engine repairs, industrial, all terrain vehicles, on site servicing, heavy vehicle toolkits



SP70863 1/2"DR (265mm Long)

# 3/8"DR

## IMPACT SOCKET SETS

SP31260

### 3/8"DR IMPACT TWIST SOCKET SET

#### 12 PIECE



#### CONTENTS

- 3/8"DR TWIST IMPACT SOCKETS & ACCESSORIES
- Metric: 8, 10, 11, 12, 13, 14, 15, 16, 17, 18 & 19mm
  - Pin punch for bolt removal

#### EFFORTLESS REMOVAL OF ROUNDED BOLTS OR LUG NUTS

Twisted teeth dig in to rounded bolts/lug nuts to provide extreme grip for easy removal.

- Trade tough - suitable for use with pneumatic and electric/cordless impact wrenches
- Premium quality, high strength Chrome Molybdenum steel (Cr-Mo) for extreme durability
- Tools housed in a heavy duty steel case
- Manufactured to DIN standards





## > 1/2" DR IMPACT SOCKET SETS

SP20310

### 1/2" DR IMPACT SOCKET SET METRIC ONLY 15 PIECE

6  
Point

#### CONTENTS

- 1/2" DR IMPACT SOCKETS & ACCESSORIES
- 10, 11, 12, 13, 14, 15, 17, 18, 19, 21, 22 & 24mm
  - Impact Extension Bars - 75mm & 125mm
  - Impact Universal Joint

- Flat drive technology offers maximum contact and grip
- Trade tough - suitable for use with pneumatic and electric/cordless impact wrenches
- Premium quality, high strength Chrome Molybdenum steel (Cr-Mo) for extreme durability
- Tools housed in a heavy duty steel case
- Manufactured to DIN standards



SP20320

### 1/2" DR IMPACT SOCKET SET DEEP - METRIC ONLY 15 PIECE

6  
Point

#### CONTENTS

- 1/2" DR IMPACT SOCKETS & ACCESSORIES
- 10, 11, 12, 13, 14, 15, 17, 18, 19, 21, 22 & 24mm
  - Impact Extension Bars - 75mm & 125mm
  - Impact Universal Joint



- Flat drive technology offers maximum contact and grip
- Trade tough - suitable for use with pneumatic and electric/cordless impact wrenches
- Premium quality, high strength Chrome Molybdenum steel (Cr-Mo) for extreme durability
- Tools housed in a heavy duty steel case
- Manufactured to DIN standards

**1/2"DR IMPACT SOCKET SETS** CONTINUED



**SP20370**

**1/2"DR IMPACT SOCKET SET  
INHEX - METRIC ONLY  
8 PIECE**



1/2"DR IMPACT SOCKETS & ACCESSORIES  
• 4, 5, 6, 7, 8, 10, 12, 14 & 17mm

**SP20375**

**1/2"DR IMPACT SOCKET SET  
INHEX - SAE ONLY  
8 PIECE**



1/2"DR IMPACT SOCKETS & ACCESSORIES  
• 3/16, 7/32, 1/4, 5/16, 3/8, 7/16, 1/2, 9/16 & 5/8"

**SP20380**

**1/2"DR IMPACT SOCKET SET  
TORX ONLY  
8 PIECE**



1/2"DR IMPACT SOCKETS & ACCESSORIES  
• T20, T25, T30, T40, T45, T50, T55, T60 & T70

- Flat drive technology offers maximum contact and grip
- Trade tough - suitable for use with pneumatic and electric/cordless impact wrenches
- Premium quality, high strength Chrome Molybdenum steel (Cr-Mo) for extreme durability
- Tools housed in a heavy duty steel case
- Manufactured to DIN standards



## > 3/4" DR IMPACT SOCKET SETS



SP20410

### 3/4" DR IMPACT SOCKET SET METRIC ONLY 8 PIECE



3/4" DR IMPACT SOCKETS  
• 24, 27, 30, 32, 34, 36, 41 & 46mm

- Flat drive technology offers maximum contact and grip
- Trade tough - suitable for use with pneumatic and electric/cordless impact wrenches
- Premium quality, high strength Chrome Molybdenum steel (Cr-Mo) for extreme durability
- Tools housed in a heavy duty steel case
- Manufactured to DIN standards



SP20420

### 3/4" DR IMPACT SOCKET SET DEEP - METRIC ONLY 8 PIECE



3/4" DR IMPACT SOCKETS  
• 24, 27, 30, 32, 34, 36, 41 & 46mm

- Flat drive technology offers maximum contact and grip
- Trade tough - suitable for use with pneumatic and electric/cordless impact wrenches
- Premium quality, high strength Chrome Molybdenum steel (Cr-Mo) for extreme durability
- Tools housed in a heavy duty steel case
- Manufactured to DIN standards



# > 1"DR IMPACT SOCKET SETS



SP20510

## 1"DR IMPACT SOCKET SET METRIC ONLY 9 PIECE



1"DR IMPACT SOCKETS  
• 27, 30, 32, 34, 36, 38, 41, 46 & 50mm

- Flat drive technology offers maximum contact and grip
- Trade tough - suitable for use with pneumatic and electric/cordless impact wrenches
- Premium quality, high strength Chrome Molybdenum steel (Cr-Mo) for extreme durability
- Tools housed in a heavy duty steel case
- Manufactured to DIN standards





## IMPACT SOCKET RAILS

### FEATURES:

- Flat drive technology offers maximum contact and grip
- Trade tough - suitable for use with pneumatic and electric/cordless impact wrenches
- Premium quality, high strength Chrome Molybdenum steel (Cr-Mo) for extreme durability
- Manufactured to DIN standards

DIN

### 3/8"DR IMPACT SOCKET RAIL SETS



#### 3/8"DR IMPACT SOCKET RAIL SET METRIC ONLY 10 PIECE

- 10, 11, 12, 13, 14, 15, 16, 17, 18 & 19mm Impact Sockets
- 1 x Socket Rail



#### 3/8"DR IMPACT SOCKET RAIL SET DEEP - METRIC ONLY 10 PIECE

- 10, 11, 12, 13, 14, 15, 16, 17, 18 & 19mm Impact Sockets
- 1 x Socket Rail



## 1/2"DR IMPACT SOCKET RAIL SETS

- Flat drive technology offers maximum contact and grip
- Trade tough - suitable for use with pneumatic and electric/cordless impact wrenches
- Premium quality, high strength Chrome Molybdenum steel (Cr-Mo) for extreme durability
- Manufactured to DIN standards



### 1/2"DR IMPACT SOCKET RAIL SET METRIC ONLY 11 PIECE

- 10, 12, 13, 14, 15, 17, 18, 19, 21, 22 & 24mm Impact Sockets
- 1 x Socket Rail

**6 Point** SP20350



### 1/2"DR IMPACT SOCKET RAIL SET SAE ONLY 11 PIECE

- 3/8, 7/16, 1/2, 9/16, 5/8, 11/16, 3/4, 13/16, 7/8, 15/16 & 1" Impact Sockets
- 1 x Socket Rail

**6 Point** SP20351



### 1/2"DR IMPACT SOCKET RAIL SET DEEP - METRIC ONLY 11 PIECE

- 10, 12, 13, 14, 15, 17, 18, 19, 21, 22 & 24mm Deep Impact Sockets
- 1 x Socket Rail

**6 Point** SP20360



### 1/2"DR IMPACT SOCKET RAIL SET SAE ONLY 11 PIECE

- 3/8, 7/16, 1/2, 9/16, 5/8, 11/16, 3/4, 13/16, 7/8, 15/16 & 1" Impact Sockets
- 1 x Socket Rail

**6 Point** SP20361



### 1/2"DR IMPACT SOCKET RAIL SET TAMPER SPLINE 8 PIECE

- 4x 44mm (L): M12, M14, M16 & M18
- 4x 77mm (L): M12, M14, M16 & M18

**SP20385**



### 1/2"DR IMPACT SOCKET RAIL SET WHEEL NUT - METRIC ONLY 5 PIECE

- 14, 17, 19, 21 & 22mm
- 1 x Socket Rail

#### FEATURES

- Ideal for quick tyre changes
- Sockets are sleeved to protect alloy wheels and nuts
- Colour coded for easy size selection 1/2 sq. drive
- Molybdenum steel (Cr-Mo)
- Hardened, tempered and anodised for corrosion resistance

**6 Point** SP20390



### 3/4"DR IMPACT SOCKET RAIL SET DOUBLE SQUARE - METRIC ONLY 3 PIECE

**SQ** SP20470 • 17, 19 & 21mm Square Impact Sockets  
• 1 x Socket Rail



# IMPACT SOCKETS

## INDIVIDUAL

FULL RANGE OF INDIVIDUAL IMPACT SOCKETS AND ACCESSORIES AVAILABLE

### 3/8"DR INDIVIDUAL IMPACT SOCKETS

#### 3/8"DR IMPACT SOCKETS METRIC



SIZE	MODEL	SIZE	MODEL	SIZE	MODEL
7mm	SP22707	13mm	SP22713	19mm	SP22719
8mm	SP22708	14mm	SP22714	20mm	SP22720
9mm	SP22709	15mm	SP22715	21mm	SP22721
10mm	SP22710	16mm	SP22716	22mm	SP22722
11mm	SP22711	17mm	SP22717		
12mm	SP22712	18mm	SP22718		

#### 3/8"DR DEEP IMPACT SOCKETS METRIC



SIZE	MODEL	SIZE	MODEL	SIZE	MODEL
7mm	SP22807	13mm	SP22813	19mm	SP22819
8mm	SP22808	14mm	SP22814	20mm	SP22820
9mm	SP22809	15mm	SP22815	21mm	SP22821
10mm	SP22810	16mm	SP22816	22mm	SP22822
11mm	SP22811	17mm	SP22817		
12mm	SP22812	18mm	SP22818		

#### 3/8"DR IMPACT SOCKETS INHEX - METRIC



SIZE	MODEL
4mm	SP22904
5mm	SP22905
6mm	SP22906
7mm	SP22907
8mm	SP22908
9mm	SP22909
10mm	SP22910

#### 3/8"DR UNIVERSAL IMPACT JOINT



- Flexible Joint - Ideal for accessing hard to reach nuts and bolts
- Chrome Molybdenum (Cr-Mo) for high durability
- Meets & exceeds international DIN standard

SP22350

#### 3/8"DR IMPACT ADAPTOR



SIZE	MODEL
1/2" M	SP22356

- Adaptor allows for sockets from other drives to be used on non-corresponding ratchet handles
- Chrome Molybdenum (Cr-Mo) for high durability

#### 3/8"DR IMPACT EXTENSION BARS

- Extensions are extremely useful for reaching and accessing hard to reach nuts and bolts in engine bays
- High strength Chrome Molybdenum (Cr-Mo) for high durability
- Manufactured to DIN standards

LENGTH	MODEL
75mm	SP22345
150mm	SP22346
250mm	SP22347



## 1/2"DR INDIVIDUAL IMPACT SOCKETS

### 1/2"DR IMPACT SOCKETS METRIC



SIZE	MODEL	SIZE	MODEL	SIZE	MODEL
8mm	SP23708	17mm	SP23717	26mm	SP23726
10mm	SP23710	18mm	SP23718	27mm	SP23727
11mm	SP23711	19mm	SP23719	30mm	SP23730
12mm	SP23712	20mm	SP23720	32mm	SP23732
13mm	SP23713	21mm	SP23721	33mm	SP23733
14mm	SP23714	22mm	SP23722	34mm	SP23734
15mm	SP23715	23mm	SP23723	35mm	SP23735
16mm	SP23716	24mm	SP23724	36mm	SP23736

### 1/2"DR IMPACT SOCKETS SAE



SIZE	MODEL	SIZE	MODEL
3/8"	SP23753	3/4"	SP23759
7/16"	SP23754	13/16"	SP23760
1/2"	SP23755	7/8"	SP23761
9/16"	SP23756	5/16"	SP23762
5/8"	SP23757	1"	SP23763
11/16"	SP23758		

### 1/2"DR DEEP IMPACT SOCKETS METRIC



SIZE	MODEL	SIZE	MODEL	SIZE	MODEL
8mm	SP23808	17mm	SP23817	26mm	SP23826
10mm	SP23810	18mm	SP23818	27mm	SP23827
11mm	SP23811	19mm	SP23819	30mm	SP23830
12mm	SP23812	20mm	SP23820	32mm	SP23832
13mm	SP23813	21mm	SP23821	33mm	SP23833
14mm	SP23814	22mm	SP23822	34mm	SP23834
15mm	SP23815	23mm	SP23823	35mm	SP23835
16mm	SP23816	24mm	SP23824	36mm	SP23836

### 1/2"DR DEEP IMPACT SOCKETS SAE



SIZE	MODEL	SIZE	MODEL
3/8"	SP23853	3/4"	SP23859
7/16"	SP23854	13/16"	SP23860
1/2"	SP23855	7/8"	SP23861
9/16"	SP23856	15/16"	SP23862
5/8"	SP23857	1"	SP23863
11/16"	SP23858		



# IMPACT SOCKETS & ACCESSORIES

## CONTINUED 1/2"DR INDIVIDUAL IMPACT SOCKETS

### 1/2"DR WHEEL NUT IMPACT SOCKETS METRIC



- Ideal for quick tyre changes
- Sockets are sleeved to protect alloy wheels and nuts
- Colour coded for easy size selection 1/2 sq. drive
- Molybdenum steel (Cr-Mo)
- Hardened, tempered and anodised for corrosion resistance

SIZE	MODEL	SIZE	MODEL
14mm	SP20391	21mm	SP20396
15mm	SP20392	22mm	SP20397
17mm	SP20393	24mm	SP20398
19mm	SP20395		



### 1/2"DR FLIP IMPACT SOCKETS METRIC



- Flip Sockets are ideal for frequent work with wheels, rims and wheel nuts/lug nuts
- Makes wheel removal quick and easy
- High strength Chrome Molybdenum
- Trade tough - suitable for use with pneumatic and electric impact wrenches
- Manufactured to DIN standards

SIZE	MODEL
17mm x 19mm	SP23890
19mm x 21mm	SP23892



### 1/2"DR IMPACT SOCKETS INHEX - METRIC



SIZE	MODEL
4mm	SP23904
5mm	SP23905
6mm	SP23906
7mm	SP23907
8mm	SP23908
9mm	SP23909
10mm	SP23910
12mm	SP23912
14mm	SP23914
17mm	SP23917
19mm	SP23919

### 1/2"DR IMPACT SOCKETS INHEX - SAE



SIZE	MODEL
3/16"	SP23951
7/32"	SP23952
1/4"	SP23953
9/32"	SP23954
5/16"	SP23955
3/8"	SP23956
7/16"	SP23957
1/2"	SP23958
9/16"	SP23959
5/8"	SP23960

### 1/2"DR IMPACT SOCKETS TORX



SIZE	MODEL
T20	SP23981
T25	SP23982
T30	SP23984
T40	SP23985
T45	SP23986
T50	SP23987
T55	SP23988
T60	SP23989
T70	SP23990

## 1/2"DR INDIVIDUAL IMPACT ACCESSORIES

### 1/2"DR IMPACT EXTENSION BARS

- Extensions are extremely useful for reaching and accessing hard to reach nuts and bolts in engine bays
- High strength Chrome Molybdenum (Cr-Mo) for high durability
- Manufactured to DIN standards

LENGTH	MODEL
75mm	SP23345
125mm	SP23346
250mm	SP23347
300mm	SP23348



### 1/2"DR UNIVERSAL IMPACT JOINT

- Flexible Joint - Ideal for accessing hard to reach nuts and bolts
- Chrome Molybdenum (Cr-Mo) for high durability
- Meets & exceeds international DIN standard

SP23350



### 1/2"DR IMPACT ADAPTOR

SIZE	MODEL
3/8" M	SP23355
3/4" M	SP23356

- Adaptor allows for sockets from other drives to be used on non-corresponding ratchet handles
- Chrome Molybdenum (Cr-Mo) for high durability



## 3/4"DR INDIVIDUAL IMPACT SOCKETS CONTINUED

### 3/4"DR IMPACT SOCKETS METRIC



SIZE	MODEL	SIZE	MODEL	SIZE	MODEL
17mm	SP24717	28mm	SP24728	46mm	SP24746
18mm	SP24718	29mm	SP24729	50mm	SP24750
19mm	SP24719	30mm	SP24730	52mm	SP24752
20mm	SP24720	32mm	SP24732	54mm	SP24754
21mm	SP24721	33mm	SP24733	55mm	SP24755
22mm	SP24722	34mm	SP24734	56mm	SP24756
23mm	SP24723	35mm	SP24735	60mm	SP24760
24mm	SP24724	36mm	SP24736	65mm	SP24701
25mm	SP24725	38mm	SP24738	67mm	SP24702
26mm	SP24726	39mm	SP24739	70mm	SP24703
27mm	SP24727	41mm	SP24741		

### 3/4"DR DEEP IMPACT SOCKETS METRIC



SIZE	MODEL	SIZE	MODEL	SIZE	MODEL
17mm	SP24817	30mm	SP24830	50mm	SP24850
18mm	SP24818	32mm	SP24832	52mm	SP24852
19mm	SP24819	33mm	SP24833	54mm	SP24854
21mm	SP24821	34mm	SP24834	55mm	SP24855
22mm	SP24822	35mm	SP24835	60mm	SP24860
24mm	SP24824	36mm	SP24836	65mm	SP24801
26mm	SP24826	38mm	SP24838	67mm	SP24802
27mm	SP24827	41mm	SP24841		
28mm	SP24828	46mm	SP24846		

### 3/4"DR BUD WHEEL IMPACT SOCKETS METRIC



- High strength Chrome Molybdenum
- Trade tough
- Manufactured to DIN standards



SIZE	MODEL
35mm x 17mm	SP24905
41mm x 21mm	SP24908

### 3/4"DR IMPACT SOCKETS IN HEX - METRIC



SIZE	MODEL
10mm	SP24930
12mm	SP24932
14mm	SP24934
17mm	SP24937
19mm	SP24939
22mm	SP24942
24mm	SP24944
27mm	SP24947

### 3/4"DR DOUBLE SQUARE IMPACT SOCKETS METRIC



- High strength Chrome Molybdenum
- Trade tough
- Manufactured to DIN standards



SIZE	MODEL	SIZE	MODEL
17mm	SP24917	21mm	SP24921
19mm	SP24919		

## 3/4"DR INDIVIDUAL IMPACT ACCESSORIES

### 3/4"DR IMPACT EXTENSION BARS INDIVIDUAL

- Extensions are extremely useful for reaching and accessing hard to reach nuts and bolts in engine bays
- High strength Chrome Molybdenum (Cr-Mo) for high durability
- Manufactured to DIN standards

LENGTH	MODEL
100mm	SP24345
175mm	SP24346
250mm	SP24347
330mm	SP24348



### 3/4"DR UNIVERSAL IMPACT JOINT

- Flexible Joint - Ideal for accessing hard to reach nuts and bolts
- Chrome Molybdenum (Cr-Mo) for high durability
- Meets & exceeds international DIN standard

SP24350



### 3/4"DR IMPACT ADAPTOR

SIZE	MODEL
1/2" M	SP24355
1" M	SP24356

- Adaptor allows for sockets from other drives to be used on non-corresponding ratchet handles
- Chrome Molybdenum (Cr-Mo) for high durability





## 1"DR INDIVIDUAL IMPACT SOCKETS

### 1"DR IMPACT SOCKETS METRIC



SIZE	MODEL	SIZE	MODEL	SIZE	MODEL
19mm	SP25719	37mm	SP25737	56mm	SP25756
20mm	SP25720	38mm	SP25738	57mm	SP25757
21mm	SP25721	40mm	SP25740	58mm	SP25758
22mm	SP25722	41mm	SP25741	60mm	SP25760
24mm	SP25724	42mm	SP25742	63mm	SP25763
25mm	SP25725	43mm	SP25743	65mm	SP25765
26mm	SP25726	44mm	SP25744	70mm	SP25770
27mm	SP25727	45mm	SP25745	75mm	SP25775
28mm	SP25728	46mm	SP25746	80mm	SP25780
29mm	SP25729	47mm	SP25747	85mm	SP25785
30mm	SP25730	48mm	SP25748	90mm	SP25790
32mm	SP25732	50mm	SP25750	95mm	SP25795
33mm	SP25733	52mm	SP25752	100mm	SP25800
34mm	SP25734	53mm	SP25753	105mm	SP25805
35mm	SP25735	54mm	SP25754	110mm	SP25810
36mm	SP25736	55mm	SP25755	115mm	SP25815

### 1"DR DEEP IMPACT SOCKETS METRIC



SIZE	MODEL	SIZE	MODEL	SIZE	MODEL
19mm	SP25919	36mm	SP25936	58mm	SP25958
20mm	SP25920	37mm	SP25937	60mm	SP25960
21mm	SP25921	38mm	SP25938	63mm	SP25963
22mm	SP25922	41mm	SP25941	65mm	SP25965
23mm	SP25923	42mm	SP25942	70mm	SP25970
24mm	SP25924	43mm	SP25943	75mm	SP25975
26mm	SP25926	44mm	SP25944	80mm	SP25980
27mm	SP25927	45mm	SP25945	85mm	SP25985
28mm	SP25928	46mm	SP25946	90mm	SP25990
29mm	SP25929	48mm	SP25948	95mm	SP25995
30mm	SP25930	50mm	SP25950	100mm	SP26000
32mm	SP25932	52mm	SP25952	105mm	SP26005
33mm	SP25933	54mm	SP25954	110mm	SP26010
34mm	SP25934	55mm	SP25955	115mm	SP26015
35mm	SP25935	57mm	SP25957		

## 1"DR INDIVIDUAL IMPACT ACCESSORIES

### 1"DR IMPACT EXTENSION BARS

- Extensions are extremely useful for reaching and accessing hard to reach nuts and bolts in engine bays
- High strength Chrome Molybdenum (Cr-Mo) for high durability
- Manufactured to DIN standards

LENGTH	MODEL
100mm	SP25345
175mm	SP25346
250mm	SP25347
330mm	SP25348



### 1"DR UNIVERSAL IMPACT JOINT

- Flexible Joint - Ideal for accessing hard to reach nuts and bolts
- Chrome Molybdenum (Cr-Mo) for high durability
- Meets & exceeds international DIN standard

SP25350



### 1"DR IMPACT ADAPTOR

SIZE	MODEL
3/4" M	SP25355
1-1/2" M	SP25357

- Adaptor allows for sockets from other drives to be used on non-corresponding ratchet handles
- Chrome Molybdenum (Cr-Mo) for high durability





# 05

# SPANNERS & SHIFTERS

ALL SP TOOLS SPANNERS ARE MANUFACTURED FROM HIGH GRADE CHROME VANADIUM STEEL AND EXCEED INTERNATIONAL DIN AND ANSI STANDARDS. DESIGNED TO WITHSTAND THE RIGOURS OF INDUSTRIAL AND TRADE USE.



## FLAT DRIVE TECHNOLOGY

FLAT DRIVE TECHNOLOGY MAXIMISES CONTACT ON THE FLAT SIDES OF THE BOLT OR NUT, NOT THE POINTS.



11pc Metric 15°  
Geardrive Spanners  
Model: SP10111







# SUPERIOR GRIP

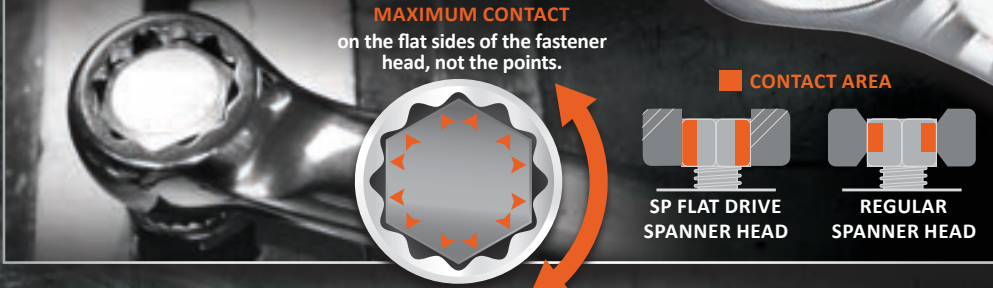
## QUAD DRIVE

SP Tools patented **QUAD DRIVE** open end offers 4 times the gripping power of a standard ROE spanner by wrapping around the fastener and maximising the contact on the flat sides of the fastener head, not the points.



## DUAL FLAT DRIVE RING END

SP Tools **RING END** spanners feature dual flat drive ring ends, making them the perfect spanner for getting to and loosening those tricky, hard to reach, often worn fasteners by increasing the contact area with the nut or bolt head. More contact means greater applied torque.



## GEAR DRIVE

SP Tools patented **GEAR DRIVE** spanners are precisely machined with deeper gears for greater torque loading and reliability with 72 teeth that only require 5° of space per turn. The ratchet head allows the spanner to travel without having the need to remove the spanner from the fastener.





# ▶ SPANNER SETS

## COMBINATION RING OPEN END

- Small head profile designed for working in confined spaces
- Tough triple chrome, high polish finish
- Chrome Vanadium Steel (Cr-V) for high durability

### 15° OFFSET - STUBBY



SP10027

#### COMBINATION ROE QUAD DRIVE SPANNER SET STUBBY - METRIC - 11 PIECE

**CONTENTS**

- 8, 10, 11, 12, 13, 14, 15, 16, 17, 18 & 19mm



SP10077

#### COMBINATION ROE QUAD DRIVE SPANNER SET STUBBY - SAE - 8 PIECE

**CONTENTS**

- 5/16, 3/8, 7/16, 1/2, 9/16, 5/8, 11/16 & 3/4"



### 15° OFFSET - STANDARD

- **DUAL FLAT DRIVE TECHNOLOGY** - The dual flat ring end design allows for maximum contact between the tool and fastener. The extra contact means the applied torque can be increased and risk of damage to the fastener is decreased.
- Small head profile designed for working in confined spaces.

- Tough triple chrome, high polish finish.
- Chrome Vanadium Steel (Cr-V) for high durability.
- Meets & exceeds international ANSI & DIN standard.



SP10014

#### COMBINATION ROE QUAD DRIVE SPANNER SET METRIC - 14 PIECE

**CONTENTS**

- 6, 7, 8, 9, 10, 11, 12, 13, 14, 15, 16, 17, 18 & 19mm



SP10063

#### COMBINATION ROE QUAD DRIVE SPANNER SET SAE - 13 PIECE

**CONTENTS**

- 1/4, 5/16, 3/8, 7/16, 1/2, 9/16, 5/8, 11/16, 3/4, 13/16, 7/8, 15/16 & 1"



## 15° OFFSET - STANDARD CONTINUED



SP10019

### COMBINATION ROE QUAD DRIVE SPANNER SET JUMBO - METRIC - 9 PIECE

CONTENTS

- 19, 21, 22, 24, 27, 30, 32, 34 & 36mm



SP10020

### COMBINATION ROE SPANNER SET JUMBO - METRIC - 3 PIECE

CONTENTS

- 41, 46 & 50mm (does not include pouch)



## 888 SERIES - 15° OFFSET - STANDARD




T810020

### COMBINATION ROE SPANNER SET 888 SERIES JUMBO - METRIC - 10 PIECE

CONTENTS

- 24, 27, 30, 32, 36, 38, 42, 44, 46 & 50mm



T810016

### COMBINATION ROE SPANNER SET 888 SERIES METRIC - 16 PIECE

CONTENTS

- 6, 7, 8, 9, 10, 11, 12, 13, 14, 15, 16, 17, 18, 19, 22 & 24mm





# SPANNER SETS

## GEAR DRIVE ROE



SP Tools patented **GEAR DRIVE** spanners are precisely machined with deeper gears for greater torque loading and reliability with 72 teeth that only require 5° of space per turn.

The ratchet head allows the spanner to travel without having the need to remove the spanner from the fastener.



### 0° OFFSET - STANDARD

- **FLAT DRIVE TECHNOLOGY** - The flat drive ring end design allows for maximum contact between the tool and fastener. The extra contact means the applied torque can be increased and risk of damage to the fastener is decreased.
- **Quad Drive open end** offers 4 times the gripping power of a standard ROE spanner by wrapping around the fastener and maximising the contact on the flat sides of the fastener head, not the points.

- Simply flip the spanner over to change rotation direction.
- Small head profile designed for working in confined spaces.
- Tough triple chrome, high polish finish.
- Chrome Vanadium Steel (Cr-V) for high durability.
- Meets & exceeds international ANSI & DIN standard.



SP10212

### GEAR DRIVE ROE QUAD DRIVE SPANNER SET - 0° OFFSET METRIC - 12 PIECE

CONTENTS

- 8, 9, 10, 11, 12, 13, 14, 15, 16, 17, 18 & 19mm



Simply flip the spanner to change rotation direction



SP10262

### GEAR DRIVE ROE QUAD DRIVE SPANNER SET - 0° OFFSET SAE - 12 PIECE

CONTENTS

- 5/16, 3/8, 7/16, 1/2, 9/16, 5/8, 11/16, 3/4, 13/16, 7/8, 15/16 & 1"



Simply flip the spanner to change rotation direction

### QUAD DRIVE OPEN END

4 times the gripping power of a standard ring open end spanner by maximising the contact of the spanner to the fastener

PATENTED



## 15° OFFSET - STUBBY

- **FLAT DRIVE TECHNOLOGY** - The flat drive ring end design allows for maximum contact between the tool and fastener. The extra contact means the applied torque can be increased and risk of damage to the fastener is decreased.
- **Quad Drive open end** offers 4 times the gripping power of a standard ROE spanner by wrapping around the fastener and maximising the contact on the flat sides of the fastener head, not the points.

- 15° Offset allows users to work quickly and efficiently in tight spaces.
- Quick reverse switch eliminates the need to turn over the spanner to change ratchet direction.
- Small head profile designed for working in confined spaces.
- Tough triple chrome, high polish finish.
- Chrome Vanadium Steel (Cr-V) for high durability.
- Meets & exceeds international ANSI & DIN standard.



**SP10131**

**SP10188**

### GEAR DRIVE ROE QUAD DRIVE SPANNER SET - 15° OFFSET STUBBY - METRIC - 11 PIECE

### GEAR DRIVE ROE QUAD DRIVE SPANNER SET - 15° OFFSET STUBBY - SAE - 8 PIECE

**CONTENTS**

- 8, 10, 11, 12, 13, 14, 15, 16, 17, 18 & 19mm

**CONTENTS**

- 5/16, 3/8, 7/16, 1/2, 9/16, 5/8, 11/16 & 3/4"

**REVERSIBLE**

**REVERSIBLE**

## 15° OFFSET - STANDARD



**SP10109**

**SP10158**

### GEAR DRIVE ROE QUAD DRIVE SPANNER SET - 15° OFFSET METRIC - 9 PIECE

### GEAR DRIVE ROE QUAD DRIVE SPANNER SET - 15° OFFSET SAE - 8 PIECE

**CONTENTS**

- 8, 10, 12, 13, 14, 15, 17, 18 & 19mm

**CONTENTS**

- 5/16, 3/8, 7/16, 1/2, 9/16, 5/8, 11/16 & 3/4"

**REVERSIBLE**

**REVERSIBLE**



## 15° OFFSET - JUMBO



SP10118

### GEAR DRIVE ROE QUAD DRIVE SPANNER SET - 15° OFFSET JUMBO - METRIC - 8 PIECE

CONTENTS

- 20, 21, 22, 24, 26, 27, 30 & 32mm



## 888 SERIES - 15° OFFSET - STANDARD

- **FLAT DRIVE TECHNOLOGY** - The flat drive ring end design allows for maximum contact between the tool and fastener. The extra contact means the applied torque can be increased and risk of damage to the fastener is decreased.
- 15° Offset allows users to work quickly and efficiently in tight spaces.

- Quick reverse switch eliminates the need to turn over the spanner. **REVERSIBLE**
- Small head profile designed for working in confined spaces.
- Tough triple chrome, high polish finish.
- Chrome Vanadium Steel (Cr-V) for high durability.
- Meets & exceeds international ANSI & DIN standard



T810109

### GEAR DRIVE ROE SPANNER SET 888 SERIES - 15° OFFSET METRIC - 9 PIECE

CONTENTS

- 10, 11, 12, 13, 14, 15, 17, 18 & 19mm



REVERSIBLE





# SPANNER SETS

## FLEX HEAD GEAR DRIVE ROE

SP Tools patented **FLEX HEAD GEAR DRIVE** spanners allow for more than 180 degrees bend, allowing you to loosen or tighten nuts & bolts in hard to reach, confined areas.

Precisely machined with deeper gears for greater torque loading and reliability with 72 teeth that only require 5° of space per turn.

The ratchet head allows the spanner to travel without having the need to remove the spanner from the fastener.



### FLEX HEAD

- **FLAT DRIVE TECHNOLOGY** - The flat drive ring end design allows for maximum contact between the tool and fastener. The extra contact means the applied torque can be increased and risk of damage to the fastener is decreased.
- **Quad Drive open end** offers 4 times the gripping power of a standard ROE spanner by wrapping around the fastener and maximising the contact on the flat sides of the fastener head, not the points.

- Simply flip the spanner over to change rotation direction.
- Small head profile designed for working in confined spaces.



SP10334

#### FLEX HEAD GEAR DRIVE ROE QUAD DRIVE SPANNER SET STUBBY - METRIC - 14 PIECE

CONTENTS

- 6, 7, 8, 9, 10, 11, 12, 13, 14, 15, 16, 17, 18 & 19mm

Simply flip the spanner to change rotation direction

SP10311

#### FLEX HEAD GEAR DRIVE ROE QUAD DRIVE SPANNER SET STANDARD - METRIC - 11 PIECE

CONTENTS

- 8, 10, 11, 12, 13, 14, 15, 16, 17, 18 & 19mm

Simply flip the spanner to change rotation direction

### QUAD DRIVE OPEN END

4 times the gripping power of a standard ring open end spanner by maximising the contact of the spanner to the fastener

PATENTED





# ▶ SPANNER SETS

## BOX GEAR DRIVE DOUBLE RING

SP **BOX RING** end Spanners feature a deeper flat drive ring making them the perfect spanner for getting to and loosening those tricky, hard to reach, often worn fasteners by increasing the contact area with the nut or bolt head. More contact means greater applied torque .



**FLAT DRIVE BOX RING END**

SP Box Ring spanners wrap around and make more contact around fasteners and can often reach where other spanners can't.



**REGULAR BOX END**

Regular box end spanners only grip onto a small percentage of the nut or bolt, often leading to rounded and damaged fastener heads.



**MAXIMUM CONTACT** on the flat sides of the fastener head, not the points.



### BOX GEAR DRIVE - 0° OFFSET

- **DUAL FLAT DRIVE TECHNOLOGY** - The dual flat ring end design allows for maximum contact between the tool and fastener. The extra contact means the applied torque can be increased and risk of damage to the fastener is decreased.
- Small head profile designed for working in confined spaces

- Tough triple chrome, high polish finish.
- Chrome Vanadium Steel (Cr-V) for high durability.
- Meets & exceeds international ANSI & DIN standard.



SP10412

#### BOX GEAR DRIVE DOUBLE RING SPANNER SET - 0° OFFSET EXTRA LONG - METRIC - 12 PIECE

CONTENTS

- 8, 9, 10, 11, 12, 13, 14, 15, 16, 17, 18 & 19mm

Simply flip the spanner to change rotation direction

### GEAR DRIVE RING END

SP Tools patented GEAR DRIVE spanners are precisely machined with deeper gears for greater torque loading and reliability with 72 teeth that only require 5° of space per turn.

Simply flip the spanner to change rotation direction



# ▶ SPANNER SETS

## LOCKING FLEX HEAD GEAR DRIVE

SP LOCKING FLEX HEAD GEAR DRIVE spanners allow for more than 180 degrees bend with 13 secure locking positions, allowing you to loosen or tighten fasteners in hard to reach, confined areas. Precisely machined with deeper gears for greater torque loading and reliability with 72 teeth that only require 5° of space per turn.



**MAXIMUM CONTACT** on the flat sides of the fastener head, not the points.



## LOCKING FLEX HEAD GEAR DRIVE BOX DOUBLE RING

- **DUAL FLAT DRIVE TECHNOLOGY** - The dual flat ring end design allows for maximum contact between the tool and fastener. The extra contact means the applied torque can be increased and risk of damage to the fastener is decreased.
- SP Box Ring spanners wrap around and make more contact around fasteners and can often reach where other spanners can't.

- Simply flip the spanner over to change ratchet rotation direction.
- Small head profile designed for working in confined spaces.
- Tough triple chrome, high polish finish.
- Chrome Vanadium Steel (Cr-V) for high durability.
- Meets & exceeds international ANSI & DIN standard.



SP10628

### LOCKING FLEX HEAD GEAR DRIVE BOX DOUBLE RING SPANNER SET METRIC - 8 PIECE

CONTENTS

- 8, 10, 12, 13, 14, 15, 17 & 19mm

Simply flip the spanner to change rotation direction



## FLAT DRIVE BOX RING END

SP BOX RING end Spanners feature a deeper flat drive ring making them the perfect spanner for getting to and loosening those tricky, hard to reach, often worn fasteners by increasing the contact area with the nut or bolt head. More contact means greater applied torque.



FLAT DRIVE BOX RING END

SP Box Ring spanners wrap around and make more contact around fasteners and can often reach where other spanners can't.





## ▶ SPANNER SETS

### DOUBLE BOX RING

SP BOX RING end Spanners feature deeper flat drive ring ends, making them the perfect spanner for getting to and loosening those tricky, hard to reach, often worn fasteners by increasing the contact area with the nut or bolt head. More contact means greater applied torque.



FLAT DRIVE BOX RING END

SP Box Ring spanners wrap around and make more contact around fasteners and can often reach where other spanners can't.



REGULAR BOX END

Regular box end spanners only grip onto a small percentage of the nut or bolt, often leading to rounded and damaged fastener heads.



MAXIMUM CONTACT

on the flat sides of the fastener head, not the points.



### DOUBLE BOX RING - 0° OFFSET

- DUAL FLAT DRIVE TECHNOLOGY - The dual flat ring end design allows for maximum contact between the tool and fastener. The extra contact means the applied torque can be increased and risk of damage to the fastener is decreased.

- SP Box Ring spanners wrap around and make more contact around fasteners and can often reach where other spanners can't.
- Small head profile designed for working in confined spaces.
- Tough triple chrome, high polish finish.
- Chrome Vanadium Steel (Cr-V) for high durability.
- Meets & exceeds international ANSI & DIN standard.



SP10036

#### DOUBLE BOX RING SPANNER SET EXTRA LONG - 0° OFFSET METRIC - 6 PIECE

CONTENTS

- 8 x 10, 12 x 14, 13 x 15, 16 x 18, 17 x 19 & 22 x 24mm



SP10084

#### DOUBLE BOX RING SPANNER SET EXTRA LONG - 0° OFFSET SAE - 4 PIECE

CONTENTS

- 3/8 x 5/16", 1/2 x 7/16", 5/8 x 9/16" & 3/4 x 11/16"



### FLAT DRIVE TECHNOLOGY

Perfectly flat spanner head surfaces allow for maximum contact between the spanner and the bolt or nut, maximising grip and enhancing applied torque.



SP FLAT DRIVE SPANNER HEAD


REGULAR



## DOUBLE BOX RING - 15° OFFSET

- **DUAL FLAT DRIVE TECHNOLOGY** - The dual flat ring end design allows for maximum contact between the tool and fastener. The extra contact means the applied torque can be increased and risk of damage to the fastener is decreased.

- SP Box Ring spanners wrap around and make more contact around fasteners and can often reach where other spanners can't.
- Small head profile designed for working in confined spaces.
- Tough triple chrome, high polish finish.
- Chrome Vanadium Steel (Cr-V) for high durability.
- Meets & exceeds international ANSI & DIN standard.



SP10236

### DOUBLE BOX RING SPANNER SET EXTRA LONG - 15° OFFSET METRIC - 6 PIECE

CONTENTS

• 8 x 10, 12 x 14, 13 x 15, 16 x 18, 17 x 19 & 22 x 24mm



## FLAT DRIVE BOX RING END

SP BOX RING end Spanners feature a deeper flat drive ring making them the perfect spanner for getting to and loosening those tricky, hard to reach, often worn fasteners by increasing the contact area with the nut or bolt head. More contact means greater applied torque.



FLAT DRIVE BOX RING END

SP Box Ring spanners wrap around and make more contact around fasteners and can often reach where other spanners can't.





# ▶ SPANNER SETS

## DOUBLE RING

SP **DOUBLE RING** end spanners feature flat drive ring ends, making them the perfect spanner for getting to and loosening those tricky, hard to reach, often worn fasteners by increasing the contact area with the nut or bolt head. Greater offsets allows users to work quickly and efficiently in tight spaces.



SP FLAT DRIVE

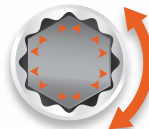


REGULAR

CONTACT AREA



### DOUBLE RING - 40° OFFSET



**MAXIMUM CONTACT**  
on the flat sides of the fastener head, not the points.



SP10136

**DOUBLE RING SPANNER SET  
LONG - 40° OFFSET  
METRIC - 6 PIECE**

- 8 x 9, 10 x 11, 12 x 13, 14 x 15, 16 x 17 & 18 x 19mm



SP10185

**DOUBLE RING SPANNER SET  
LONG - 40° OFFSET  
SAE - 5 PIECE**

- 5/16 x 3/8", 7/16 x 1/2", 9/16 x 5/8", 11/16 x 3/4" & 7/8 x 15/16"



### DOUBLE RING - 75° OFFSET



SP10429

**DOUBLE RING SPANNER SET  
LONG - 75° OFFSET  
METRIC - 9 PIECE**

- 8 x 9, 10 x 11, 12 x 13, 14 x 15, 16 x 17, 18 x 19, 20 x 22, 21 x 23 & 24 x 26mm




# SPANNER SETS

## FLARE NUT

SP Tools **FLARE NUT** spanners are ideal for use on soft fittings in aluminium, copper and brass on fuel, brake, air conditioning and diesel lines and diesel injectors.

The spanners feature oversized gripping surfaces that wrap around and grip multiple sides of fastener heads allowing for as much contact to the nut or bolt as possible, minimising the risk of rounding or stripping the fastener head.



### DOUBLE FLARE NUT

- Oversized spanner surfaces grip multiple sides to reduce rounding
- Ideal for use on soft fittings in aluminium, copper and brass on fuel, brake, air conditioning, diesel lines and diesel injectors

- Chrome Vanadium Steel (Cr-V) for high strength & durability
- Tough triple chrome finish
- Meets & exceeds international ANSI & DIN standard



**SP10044**

**FLARE NUT SPANNER SET  
METRIC - 4 PIECE**

**CONTENTS**

- 10 x 11, 12 x 13, 14 x 17 & 19 x 22mm

**SP10094**

**FLARE NUT SPANNER SET  
SAE - 4 PIECE**

**CONTENTS**


- 3/8 x 7/16", 1/2 x 9/16", 5/8 x 11/16" & 3/4 x 7/8"



# SPANNER SETS

## FLEX CROWFOOT NUT

- Designed to provide access to the hard to reach fasteners
- Oversized wrench surfaces grip multiple sides to reduce rounding
- Ideal for use on soft fittings in aluminium, copper and brass
- Flat drive technology to maximise contact on fasteners



SP20574

### 3/8"DR FLEX CROWFOOT NUT SOCKET RAIL SET METRIC - 10 PIECE

#### CONTENTS

- 10, 11, 12, 13, 14, 15, 16, 17, 18 & 19mm
- 1 x Socket Rail



# SPANNER SETS

## E-TORX DOUBLE RING

- Ideal for applications where specialised E-Torx sockets & spanners are required
- Twin knurling on sockets allows for improved grip, especially useful in oily conditions
- Tough triple chrome, high polish finishes provide for an easy clean-up
- Chrome Vanadium Steel (Cr-V) for high durability



SP20210

### 3/8"DR SOCKET & SPANNER SET E-TORX

16 PIECE

#### CONTENTS

3/8"DR E-TORX SOCKETS - 12 PIECE  
• E4, E5, E6, E7, E8, E10, E11, E12, E14,  
E16, E18 & E20

3/8"DR E-TORX SPANNERS - 4 PIECE  
• E6xE8, E10xE12, E14xE16 & E18xE20



# SPANNERS

## INDIVIDUAL

FULL RANGE OF INDIVIDUAL SPANNERS AVAILABLE

### COMBINATION ROE - STANDARD & JUMBO - 15° OFFSET

#### QUAD DRIVE OPEN END

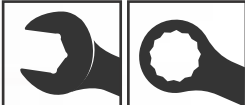
SP Tools patented **QUAD DRIVE** open end offers 4 times the gripping power of a standard ROE spanner by wrapping around the fastener and maximising the contact on the flat sides of the fastener head, not the points.



PATENTED

#### DUAL FLAT DRIVE RING END

SP Tools **RING END** spanners feature dual flat drive ring ends, making them the perfect spanner for getting to and loosening those tricky, hard to reach, often worn fasteners by increasing the contact area with the nut or bolt head.



#### COMBINATION ROE QUAD DRIVE SPANNERS - 15° OFFSET STANDARD & JUMBO - METRIC

SIZE	MODEL	SIZE	MODEL	SIZE	MODEL
6mm	SP11006	16mm	SP11016	26mm	SP11026
7mm	SP11007	17mm	SP11017	27mm	SP11027
8mm	SP11008	18mm	SP11018	30mm	SP11030
9mm	SP11009	19mm	SP11019	32mm	SP11032
10mm	SP11010	20mm	SP11020	34mm	SP11034
11mm	SP11011	21mm	SP11021	36mm	SP11036
12mm	SP11012	22mm	SP11022	38mm	SP11038
13mm	SP11013	23mm	SP11023	41mm	SP11041
14mm	SP11014	24mm	SP11024	46mm	SP11046
15mm	SP11015	25mm	SP11025	50mm	SP11050



#### COMBINATION ROE QUAD DRIVE SPANNERS - 15° OFFSET STANDARD & JUMBO - SAE

SIZE	MODEL	SIZE	MODEL	SIZE	MODEL
1/4"	SP12051	3/16"	SP12060	1-7/16"	SP12069
5/16"	SP12052	7/8"	SP12061	1-1/2"	SP12070
3/8"	SP12053	15/16"	SP12062	1-5/8"	SP12072
7/16"	SP12054	1"	SP12063	1-11/16"	SP12073
1/2"	SP12055	1-1/16"	SP12064	1-3/4"	SP12074
9/16"	SP12056	1-1/8"	SP12065	1-13/16"	SP12075
5/8"	SP12057	1-1/4"	SP12066	1-7/8"	SP12076
11/16"	SP12058	1-5/16"	SP12067	2"	SP12078
3/4"	SP12059	1-3/8"	SP12068		



# SPANNERS & SHIFTERS

## COMBINATION ROE 888 & SP TOOLS STUBBY - 15° OFFSET



### QUAD DRIVE OPEN END

SP Tools patented **QUAD DRIVE** open end offers 4 times the gripping power of a standard ROE spanner by wrapping around the fastener and maximising the contact on the flat sides of the fastener head, not the points.



PATENTED

### COMBINATION ROE SPANNERS - 888 SERIES- STANDARD METRIC

SIZE	MODEL	SIZE	MODEL	SIZE	MODEL
6mm	T811006	15mm	T811015	27mm	T811027
7mm	T811007	16mm	T811016	30mm	T811030
8mm	T811008	17mm	T811017	32mm	T811032
9mm	T811009	18mm	T811018		
10mm	T811010	19mm	T811019		
11mm	T811011	20mm	T811020		
12mm	T811012	21mm	T811021		
13mm	T811013	22mm	T811022		
14mm	T811014	24mm	T811024		



### COMBINATION ROE QUAD DRIVE SPANNERS - STUBBY - METRIC

SIZE	MODEL	SIZE	MODEL	SIZE	MODEL
8mm	SP13008	15mm	SP13015	21mm	SP13021
10mm	SP13010	16mm	SP13016	22mm	SP13022
11mm	SP13011	17mm	SP13017	23mm	SP13023
12mm	SP13012	18mm	SP13018	24mm	SP13024
13mm	SP13013	19mm	SP13019	25mm	SP13025
14mm	SP13014	20mm	SP13020	26mm	SP13026

## GEAR DRIVE - 0° OFFSET

### GEAR DRIVE RING END

SP Tools patented **GEAR DRIVE** spanners are precisely machined with deeper gears for greater torque loading and reliability with 72 teeth that only require 5° of space per turn.

Simply flip the spanner to change rotation direction



## GEAR DRIVE - FLEX HEAD

### FLEX GEAR DRIVE RING END

SP Tools patented **FLEX HEAD GEAR DRIVE** spanners allow for more than 180 degrees bend, allowing you to loosen or tighten nuts & bolts in hard to reach, confined areas.

Simply flip the spanner to change rotation direction



### GEAR DRIVE ROE QUAD DRIVE SPANNERS - 0° OFFSET METRIC

SIZE	MODEL	SIZE	MODEL	SIZE	MODEL
6mm	SP17106	14mm	SP17114	22mm	SP17122
7mm	SP17107	15mm	SP17115	23mm	SP17123
8mm	SP17108	16mm	SP17116	24mm	SP17124
9mm	SP17109	17mm	SP17117	25mm	SP17125
10mm	SP17110	18mm	SP17118	27mm	SP17127
11mm	SP17111	19mm	SP17119	30mm	SP17130
12mm	SP17112	20mm	SP17120	32mm	SP17132
13mm	SP17113	21mm	SP17121		



### FLEX HEAD GEAR DRIVE ROE QUAD DRIVE SPANNERS - STANDARD & JUMBO METRIC

SIZE	MODEL	SIZE	MODEL	SIZE	MODEL
6mm	SP17406	15mm	SP17415	24mm	SP17424
7mm	SP17407	16mm	SP17416	25mm	SP17425
8mm	SP17408	17mm	SP17417	26mm	SP17426
9mm	SP17409	18mm	SP17418	27mm	SP17427
10mm	SP17410	19mm	SP17419		
11mm	SP17411	20mm	SP17420		
12mm	SP17412	21mm	SP17421		
13mm	SP17413	22mm	SP17422		
14mm	SP17414	23mm	SP17423		

## GEAR DRIVE ROE QUAD DRIVE - 15° OFFSET - STANDARD & JUMBO

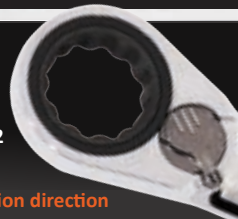
### QUAD DRIVE OPEN END

SP Tools patented **QUAD DRIVE** open end offers 4 times the gripping power of a standard ROE spanner by wrapping around the fastener and maximising the contact on the flat sides of the fastener head, not the points.



### GEAR DRIVE RING END

SP Tools patented **GEAR DRIVE** spanners are precisely machined with deeper gears for greater torque loading and reliability with 72 teeth that only require 5° of space per turn.



Quick reverse switch to change ratchet rotation direction



REVERSIBLE



REVERSIBLE

### GEAR DRIVE ROE QUAD DRIVE SPANNERS 15° OFFSET - STANDARD & JUMBO METRIC

SIZE	MODEL	SIZE	MODEL	SIZE	MODEL
8mm	SP17008	16mm	SP17016	24mm	SP17024
10mm	SP17010	17mm	SP17017	26mm	SP17026
11mm	SP17011	18mm	SP17018	27mm	SP17027
12mm	SP17012	19mm	SP17019	30mm	SP17030
13mm	SP17013	20mm	SP17020	32mm	SP17032
14mm	SP17014	21mm	SP17021		
15mm	SP17015	22mm	SP17022		

### GEAR DRIVE ROE QUAD DRIVE SPANNERS 15° OFFSET - STANDARD & JUMBO SAE

SIZE	MODEL	SIZE	MODEL
5/16"	SP17052	5/8"	SP17057
3/8"	SP17053	11/16"	SP17058
7/16"	SP17054	3/4"	SP17059
1/2"	SP17055		
9/16"	SP17056		

## 888 GEAR DRIVE - 15° OFFSET



### GEAR DRIVE ROE SPANNERS 888 SERIES - 15° OFFSET METRIC

SIZE	MODEL	SIZE	MODEL	SIZE	MODEL
10mm	T817010	13mm	T817013	17mm	T817017
11mm	T817011	14mm	T817014	18mm	T817018
12mm	T817012	15mm	T817015	19mm	T817019



## SPEED DRIVE OPEN END

SP Tools **SPEED DRIVE** allows the open end to quickly ratchet fasteners without removing the spanner from the fastener. This design results in much faster bolt and nut removal where only an open end spanner can be used.

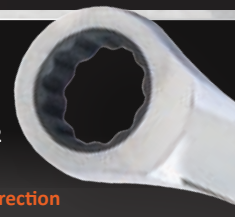


## SPEED DRIVE GEAR DRIVE ROE

### GEAR DRIVE RING END

SP Tools patented **GEAR DRIVE** spanners are precisely machined with deeper gears for greater torque loading and reliability with 72 teeth that only require 5° of space per turn.

Simply flip the spanner to change rotation direction



REVERSIBLE

## SPEED DRIVE GEAR DRIVE ROE SPANNERS 0° OFFSET - STANDARD METRIC

SIZE	MODEL	SIZE	MODEL	SIZE	MODEL
8mm	SP17508	12mm	SP17512	16mm	SP17516
9mm	SP17509	13mm	SP17513	17mm	SP17517
10mm	SP17510	14mm	SP17514	18mm	SP17518
11mm	SP17511	15mm	SP17515	19mm	SP17519

## SPEED DRIVE GEAR DRIVE ROE SPANNERS 15° OFFSET - STANDARD METRIC

SIZE	MODEL	SIZE	MODEL	SIZE	MODEL
8mm	SP17708	14mm	SP17714	18mm	SP17718
9mm	SP17709	15mm	SP17715	19mm	SP17719
11mm	SP17711	16mm	SP17716		
13mm	SP17713	17mm	SP17717		

## BOX GEAR DRIVE DOUBLE RING - EXTRA LONG & LOCKING FLEX

### FLAT DRIVE BOX RING END

SP **BOX RING** end Spanners feature a deeper flat drive ring making them the perfect spanner for getting to and loosening those tricky, hard to reach, often worn fasteners by increasing the contact area with the nut or bolt head. More contact means greater applied torque.



### GEAR DRIVE RING END

SP **LOCKING FLEX HEAD GEAR DRIVE** spanners allow for more than 180 degrees bend with 13 secure locking positions, allowing you to loosen or tighten fasteners in hard to reach, confined areas.



## BOX GEAR DRIVE DOUBLE RING SPANNERS - EXTRA LONG - 0° OFFSET METRIC

SIZE	MODEL	SIZE	MODEL	SIZE	MODEL
8mm	SP17808	12mm	SP17812	16mm	SP17816
9mm	SP17809	13mm	SP17813	17mm	SP17817
10mm	SP17810	14mm	SP17814	18mm	SP17818
11mm	SP17811	15mm	SP17815	19mm	SP17819



## LOCKING FLEX HEAD GEAR DRIVE BOX DOUBLE RING SPANNERS METRIC

SIZE	MODEL	SIZE	MODEL	SIZE	MODEL
8mm	SP14028	13mm	SP14033	17mm	SP14037
10mm	SP14030	14mm	SP14034	19mm	SP14039
12mm	SP14032	15mm	SP14035		

## DOUBLE BOX RING - EXTRA LONG - 0° OFFSET

### FLAT DRIVE BOX RING END

SP **BOX RING** end Spanners feature a deeper flat drive ring making them the perfect spanner for getting to and loosening those tricky, hard to reach, often worn fasteners by increasing the contact area with the nut or bolt head. More contact means greater applied torque.



### FLAT DRIVE TECHNOLOGY

Perfectly flat spanner head surfaces allow for maximum contact between the spanner and the bolt or nut, maximising grip and enhancing applied torque.



SP FLAT DRIVE SPANNER HEAD



REGULAR CONTACT AREA



### DOUBLE BOX RING SPANNERS EXTRA LONG - 0° OFFSET METRIC

SIZE	MODEL	SIZE	MODEL
8 x 10mm	SP15008	16 x 18mm	SP15016
12 x 14mm	SP15012	17 x 19mm	SP15017
13 x 15mm	SP15013	22 x 24mm	SP15022

### DOUBLE BOX RING SPANNERS EXTRA LONG - 0° OFFSET SAE

SIZE	MODEL	SIZE	MODEL
5/16 x 3/8"	SP15051	5/8 x 9/16"	SP15060
1/2 x 7/16"	SP15054	3/4 x 11/16"	SP15063

## DOUBLE BOX RING - EXTRA LONG - 15° OFFSET



### DOUBLE BOX RING SPANNERS EXTRA LONG - 15° OFFSET METRIC

SIZE	MODEL	SIZE	MODEL
8 x 10mm	SP15308	16 x 18mm	SP15316
12 x 14mm	SP15312	17 x 19mm	SP15317
12 x 15mm	SP15313	22 x 24mm	SP15322

## DOUBLE RING - LONG



### DOUBLE RING SPANNERS LONG - 0° OFFSET E-TORX

SIZE	MODEL	SIZE	MODEL
E6 x E8	SP15206	E14 x E16	SP15214
E10 x E12	SP15210	E18 x E20	SP15218



## DOUBLE RING - 40° OFFSET



### DOUBLE RING SPANNERS LONG - 40° OFFSET METRIC

SIZE	MODEL	SIZE	MODEL
8 x 9mm	SP15108	16 x 17mm	SP15116
10 x 11mm	SP15110	18 x 19mm	SP15118
12 x 13mm	SP15112	22 x 24mm	SP15122
14 x 15mm	SP15114		



### DOUBLE RING SPANNERS LONG - 40° OFFSET SAE

SIZE	MODEL	SIZE	MODEL
5/16 x 3/8"	SP15151	11/16 x 3/4"	SP15163
7/16 x 1/2"	SP15154	7/8 x 15/16"	SP15165
9/16 x 5/8"	SP15160		

## DOUBLE RING - 75° OFFSET



### DOUBLE RING SPANNERS LONG - 75° OFFSET METRIC

SIZE	MODEL	SIZE	MODEL
8 x 9mm	SP15408	18 x 19mm	SP15418
10 x 11mm	SP15410	20 x 22mm	SP15420
12 x 13mm	SP15412	21 x 23mm	SP15421
14 x 15mm	SP15414	24 x 26mm	SP15424
16 x 17mm	SP15416		



### BRAKE BLEEDER DOUBLE RING SPANNERS - 75° OFFSET - 6PT METRIC & SAE

SIZE	MODEL	SIZE	MODEL
8 x 10mm	SP15508	3/8 x 7/16"	SP15552
9 x 11mm	SP15509		

## FLARE NUT

### FLARE NUT RING END

SP Tools **FLARE NUT** spanners feature oversized spanner head surfaces that grip multiple sides of the fastener to reduce rounding. Ideal for use on soft fittings in aluminium, copper and brass on fuel, brake, air conditioning, diesel lines and diesel injectors.



### FLAT DRIVE TECHNOLOGY

Perfectly flat spanner head surfaces allow for maximum contact between the spanner and the bolt or nut, maximising grip and enhancing applied torque.



### FLARE NUT SPANNERS METRIC

SIZE	MODEL	SIZE	MODEL
10 x 11mm	SP16010	14 x 17mm	SP16014
12 x 13mm	SP16012	19 x 22mm	SP16019

## SOCKET SPANNERS - FLEX HEAD



**MAXIMUM CONTACT**  
on the flat sides of the fastener head, not the points.

### DUAL FLEXHEAD SOCKET SPANNERS 12 POINT METRIC

SIZE	MODEL
6 x 7mm	SP16506
8 x 9mm	SP16508
10 x 11mm	SP16510
12 x 13mm	SP16512

SIZE	MODEL
14 x 15mm	SP16514
16 x 17mm	SP16516
18 x 19mm	SP16518
1/4" & 3/8" Drive	SP16599

SP50030

Suitable for drawer:

S

### EVA FOAM TRAY HINGED SOCKET SPANNER SET 8 PIECES

- SPANNERS: 6X7, 8X9, 10X11, 12X13, 14X15, 16X17 & 18X19MM
- INCLUDING SPANNER WITH 1/4" CONNECTION & 3/8" CONNECTION.



## SLOGGING SPANNERS



- Slugging /Slogging /Striking Spanners designed for use with a sledgehammer or pneumatic hammers for heavy mechanical applications.
- Short profiled handle with heavy duty striking end
- Spanners are drop forged from industrial quality steel to withstand heavy impact

**INDUSTRIAL QUALITY**

SIZE	MODEL	SIZE	MODEL
30mm	SP19430	60mm	SP19460
32mm	SP19432	65mm	SP19465
34mm	SP19434	75mm	SP19475
36mm	SP19436	80mm	SP19480
38mm	SP19438	85mm	SP19485
41mm	SP19441	90mm	SP19490
46mm	SP19446	95mm	SP19495
55mm	SP19455	100mm	SP19500



# SHIFTERS

## SP ADJUSTABLE WRENCHES ONE OF THE WORLDS BEST

SP's shifters (adjustable wrenches) are a must in the professional mechanic's tool box - multiple spanner sizes in one tool. These shifters all feature non-protruding jaw adjustment mechanisms, making these shifters ideal for spaces with limited access. Thicker, heavy duty handles meaning higher applied torque capabilities, making easy work of tough, bedded-in nuts or bolts. All manufactured from high quality Chrome Vanadium (Cr-V) Steel for high strength & durability that meets and exceeds international ANSI & DIN standards.

### TRADE TOUGH SHIFTERS - BUILT TO LAST



#### ADJUSTABLE WRENCH WIDE JAW - PREMIUM CHROME

- 18-25% wider opening
- Greater working angle
- Thicker heavy duty handle
- Higher torque capabilities

**18-25%**  
WIDER OPENING

SIZE	MODEL
100mm	SP18052
150mm	SP18057
200mm	SP18062
250mm	SP18067
300mm	SP18072
375mm	SP18077
450mm	SP18082
600mm	SP18087



#### ADJUSTABLE WRENCH SET 888 SERIES - CHROME

T818000

##### 3 PIECE CONTENTS

- 150mm (6"), 200mm (8"), 250mm (10")

##### FEATURES

- Slimline for tight areas
- Laser etched width gauges
- Precision ground jaws
- Excellent Leverage
- Chrome Vanadium Steel (Cr-V) for high strength and durability
- Easy grip comfort handle for maximum torque and reduced hand fatigue

### PODGER RATCHET BARS



- Dual sized ratchet head
- 12 point go-thru socket
- Reversible lever action ratchet
- Taper ends for ease of bolt hole alignment

#### PODGER RATCHET BARS (CONSTRUCTION WRENCHES)

SIZE	MODEL	SIZE	MODEL	SIZE	MODEL
10 x 12mm	SP19310	18 x 24mm	SP19321	30 x 36mm	SP19332
13 x 17mm	SP19314	19 x 24mm	SP19322	32 x 36mm	SP19333
14 x 17mm	SP19315	22 x 24mm	SP19325	36 x 41mm	SP19334
17 x 19mm	SP19316	24 x 27mm	SP19327	46 x 50mm	SP19335
17 x 21mm	SP19317	24 x 30mm	SP19328		
19 x 21mm	SP19319	27 x 32mm	SP19330		



# 06

# SCREWDRIVERS BIT SETS, HEX KEYS

HIGH QUALITY SCREWDRIVERS SHOULD OFFER 3 UNIQUE FEATURES:  
**USER COMFORT, HIGH STRENGTH AND LONGEVITY.**

THE SP TOOLS RANGE OF SCREWDRIVERS DO JUST THAT. USING INNOVATIVE MATERIALS, PRECISION MANUFACTURING AND QUALITY ASSURANCE, WE PROVIDE A TOOL FOR ALMOST EVERY APPLICATION.







# SCREWDRIVER SETS

- Magnetic tip for greater fastener control
- Chrome Vanadium Steel (SVCN) shaft
- Hardened and tempered for strength and durability



SP34050

## SCREWDRIVER SET IN X-CASE HEAVY DUTY - TORX 8 PIECE

### CONTENTS

- 8 x Torx - T8 x 75mm, T10 x 100mm, T15 x 100mm, T20 x 100mm, T25 x 100mm, T27 x 100mm, T30 x 150mm & T40 x 150mm
- Essential in the removal of Torx Tamer proof safety screws
- Chrome Vanadium Steel (SVCN) shafts
- Durable ergonomic handles featuring anti-slip grip



SP34020

## SCREWDRIVER SET IN X-CASE HEAVY DUTY - GO THRU 8 PIECE

### CONTENTS

- 4 x Slotted with Hex Bolster - 6.5 x 100mm, 6.5 x 150mm, 8.0 x 150mm & 8 x 200mm
- 4 x Phillips with Hex Bolster - #2 x 100mm, #2 x 150mm, #3 x 150mm & #3 x 200mm



**STRIKING CAP**  
Loosen Stubborn  
Screws



**HEX SHAFTS**  
Fit a spanner or  
gear ratchet for  
greater applied  
torque

- Go-thru with steel strike cap for use with a hammer to loosen stubborn screws
- Hex shaft and hex bolster collar allows the use of a spanner or gear ratchet for greater torque in loosening or tightening screws
- Durable ergonomic handle featuring anti-slip grip

## EXTREME DUTY X-CASE

- Impact resistant
- Super wide front latches
- Strengthened heavy duty hinges
- Keeps your screwdrivers organised and easy to find

## HEX BOLSTER COLLARS

Hex bolster collars allows the use of a spanner or gear ratchet for greater torque in loosening or tightening screws.






## SCREWDRIVER SETS

SP34006

### SCREWDRIVER SET HEAVY DUTY - PREMIUM 6 PIECE

#### CONTENTS

- 3x Slotted - 3.0 x 75mm, 5.5 x 100mm, 6.5, 6.5 x 100mm,
- 3 x Phillips - #0 x 75mm, #1 x 80mm, #2 x 100mm



- Heavy duty screwdrivers
- Durable ergonomic handles, featuring anti-slip grip
- Magnetic tips for greater fastener control

- Chrome Vanadium Steel (SVCN) shafts
- Hardened and tempered for strength and durability



SP34002

### SCREWDRIVER SET HEAVY DUTY - PREMIUM 12 PIECE

#### CONTENTS

- 6 x Slotted - 3.0 x 75mm, 5.5 x 100mm, 6.5 x 38mm, 6.5 x 100mm, 6.0 x 150mm & 8.0 x 150mm
- 6 x Phillips - #0 x 75mm, #1 x 75mm, #2 x 38mm, #2 x 100mm, #2 x 150mm & 3 x 150mm




- Heavy duty screwdrivers
- Durable ergonomic handles, featuring anti-slip grip
- Magnetic tips for greater fastener control

- Chrome Vanadium Steel (SVCN) shafts
- Hardened and tempered for strength and durability



## SCREWDRIVER SETS CONTINUED



SP34051

### SCREWDRIVER SET HEAVY DUTY - TORX 8 PIECE

CONTENTS

- 8 x Torx - T8 x 75mm, T10 x 100mm, T15 x 100mm, T20 x 100mm, T25 x 100mm, T27 x 100mm, T30 x 150mm & T40 x 150mm



SP34041

### SCREWDRIVER SET INSULATED - ELECTRICAL 8 PIECE

CONTENTS

- 4 x Slotted - 3.0 x 100mm, 4.0 x 100mm, 5.5 x 125mm & 6.5x150mm
- 3 x Phillips - #0 x 75mm, #1 x 75mm & #2 x 100mm



- VDE - Insulated handle & blades
- Safe for applications up to 1000 V AC /1500V DC
- Durable ergonomic handle featuring anti-slip grip



SP34043

### SCREWDRIVER SET INSULATED - ELECTRICAL THE ICONIC DUO

CONTENTS

- 1x Slotted - 4.0 x 100mm,
- 1 x Phillips - #2 x 100mm



- VDE - Insulated handle & blades
- Safe for applications up to 1000 V AC /1500V DC
- Durable ergonomic handle featuring anti-slip grip



SP34060

### SCREWDRIVER SET SOCKET SCREWDRIVER 9 PIECE

CONTENTS

- 9 SOCKET SCREWDRIVERS -
- 5.5, 6, 7, 8, 9, 10, 11, 12 & 13MM





# SCREWDRIVERS, BIT SETS & HEX KEYS

## PRECISION SCREWDRIVERS SET

SP34005

### SCREWDRIVER SET PRECISION (JEWELLERS SET) 6 PIECE

#### CONTENTS

- 3 x Slotted - 2.0 x 50mm, 2.4 x 50mm & 3.0 x 50mm
- 3 x Phillips - #000 x 50mm, #00 x 50mm & #0 x 50mm
- Tapered handle for rapid rotation
- Durable ergonomic handle featuring anti-slip grip
- Revolving handle cap for precision and speed
- Precision ground Chrome Vanadium Steel (Cr-V) blades
- Induction hardened, magnetic tips for greater fastener control, strength and durability



## INDIVIDUAL PREMIUM SCREWDRIVERS

- Heavy duty screwdrivers
- Durable ergonomic handles, featuring anti-slip grip
- Magnetic tips for greater fastener control
- Chrome Vanadium Steel (SVCN) shafts
- Hardened and tempered for strength and durability



### SCREWDRIVERS HEAVY DUTY - PREMIUM SLOTTED

SIZE	MODEL
3.0 x 75mm	SP34120
5.5 x 100mm	SP34123
6.5 x 38mm	SP34126
6.5 x 100mm	SP34127
6.0 x 150mm	SP34141
8.0 x 150mm	SP34142



### SCREWDRIVERS HEAVY DUTY - PREMIUM PHILLIPS

SIZE	MODEL
#0 x 75mm	SP34220
#1 x 75mm	SP34224
#2 x 38mm	SP34230
#2 x 100mm	SP34231
#2 x 150mm	SP34241
#3 x 150mm	SP34242

## INDIVIDUAL TORX SCREWDRIVERS



- Essential in the removal of Torx Tamer proof safety screws
- Chrome Vanadium Steel (SVCN) shafts
- Hardened and tempered for strength and durability
- Durable ergonomic handles featuring anti-slip grip



### SCREWDRIVERS HEAVY DUTY - PREMIUM TORX

SIZE	MODEL	SIZE	MODEL
T8 x 75mm	SP34301	T25 x 100mm	SP34305
T10 x 100mm	SP34302	T27 x 100mm	SP34306
T15 x 100mm	SP34303	T30 x 150mm	SP34307
T20 x 100mm	SP34304	T40 x 150mm	SP34308

## INDIVIDUAL GO-THRU SCREWDRIVERS

- Go-thru with steel strike cap for use with a hammer to loosen stubborn screws
- Hex shaft and hex bolster collar allows the use of a spanner or gear ratchet for greater torque in loosening or tightening screws

- Durable ergonomic handle featuring anti-slip grip
- Magnetic tip for greater fastener control
- Chrome Vanadium Steel (SVCV) shaft
- Hardened and tempered for strength and durability



HEX SHAFTS	STRIKING CAP

**SCREWDRIVERS HEAVY DUTY GO-THRU SLOTTED - HEX BOLSTER**

SIZE	MODEL
6.5 x 100mm	SP34150
6.5 x 150mm	SP34152
8.0 x 150mm	SP34153
8.0 x 200mm	SP34154



HEX SHAFTS	STRIKING CAP

**SCREWDRIVERS HEAVY DUTY GO-THRU PHILLIPS - HEX BOLSTER**

SIZE	MODEL
#2 x 100mm	SP34260
#2 x 150mm	SP34262
#3 x 150mm	SP34264
#3 x 200mm	SP34265

## INDIVIDUAL ELECTRICAL SCREWDRIVERS

- VDE - Insulated handle & blade
- Safe for applications up to 1000 V AC / 1500V DC
- Durable ergonomic handle featuring anti-slip grip

- Magnetic tip for greater fastener control
- Chrome Vanadium Steel (Cr-V) shaft
- Hardened and tempered for strength and durability



HEX SHAFTS	STRIKING CAP

**SCREWDRIVERS HEAVY DUTY - ELECTRICAL SLOTTED**

SIZE	MODEL
3.0 x 100mm	SP34411
4.0 x 100mm	SP34413
5.5 x 125mm	SP34414
6.5 x 150mm	SP34416



HEX SHAFTS	STRIKING CAP

**SCREWDRIVERS HEAVY DUTY - ELECTRICAL PHILLIPS**

SIZE	MODEL
#0 x 75mm	SP34430
#1 x 75mm	SP34431
#2 x 100mm	SP34432
#3 x 150mm	SP34453



# SCREWDRIVERS & BIT SETS

## BIT SETS

The SP Tools range of professional driver bits are manufactured to the highest standards to provide the user with a tool that will get the tough jobs done. The range covers all of the common driver bits as well as the latest designs now found in Euro spec vehicles.

### PROFESSIONAL BIT SETS



SP39510

#### POWER BIT SET 67 PIECE

##### CONTENTS

- 8 x Hexagon Bits - 2, 2.5, 3, 4, 5, 6, 7, 8mm
  - 6 x Phillips Bits - PH.1, PH.2, PH.3 all x 2
  - 6 x Pozidrive Bits - PZ.1, PZ.2, PZ.3 all x 2
  - 4 x Square Bits - S-0, S-1, S-2, S-3
  - 5 x Slotted Bits - 3, 4, 4.5, 5.5, 6.5mm
  - 3 x Spanner Bits - 6, 8, 10mm
  - 10 x Torx-Star Bits - TS7, TS8, TS9, TS10, TS15, TS20, TS25, TS27, TS30, TS40
  - 10 x Tamper Torx-Star Bits - TR7, TR8, TR9, TR10, TR15, TR20, TR25, TR27, TR30, TR40
  - 9 x Torx-Plus Bits - TR10, TR15, TR20, TR25, TR27, TR30, TR40, TR45, TR50
  - 3 x Spline Bits - M5, M6, M8
- Universal Bit Holder and Adapters**
- 1 x 100mm(L) Bit Holder, Wobble Drive
  - 1 x 25mm(L) 1/4" Dr Socket Adaptor
  - 1 x 1/4" Dr Bit Adapter

SET INCLUDES:

UNIVERSAL BIT HOLDER



UNIVERSAL RANGE

15° TO 20°



SP39511

#### 1/4" TECHNICIANS DRILL BIT SET 71 PIECE

##### CONTENTS

- 8 X HEXAGON BITS - 2, 2.5, 3, 4, 5, 6, 7, 8MM
- 6 X PHILLIPS BITS - PH.1, PH.2, PH.3 ALL X 2
- 6 X POZIDRIVE BITS - PZ.1, PZ.2, PZ.3 ALL X 2
- 4 X SQUARE BITS - S-0, S-1, S-2, S-3
- 5 X SLOTTED BITS - 3, 4, 4.5, 5.5, 6.5MM
- 3 X SPANNER BITS - 6, 8, 10MM
- 10 X TX-STAR BITS - T7, T8, T9, T10, T15, T20, T25, T27, T30, T40
- 10 X TAMPER TX-STAR BITS - T7, T8, T9, T10, T15, T20, T25, T27, T30, T40
- 9 X TX-PLUS BITS - T10, T15, T20, T25, T27, T30, T40, T45, T50
- 3 X SPLINE BITS - M5, M6, M8
- 1 X 100MM(L) BIT HOLDER, WOBBLE DRIVE
- 1 X 25MM(L) 1/4" DR SOCKET ADAPTOR
- 4X PHILLIPS 1/4" X 89MM LONG BITS - PH1, PH2(x2), PH3
- 1 X 1/4" DR BIT ADAPTOR

### COMPACT BIT SETS & ACCESSORIES



SP39510UBH

#### 1/4" - 1/4" UNIVERSAL BIT HOLDER


- Compact, low profile ratchet driver perfect for tight work spaces
- Chrome Vanadium Steel (Cr-V) for high durability



SP39600

#### 1/4" HEX RATCHET BIT DRIVER COMPACT LOW PROFILE

- Compact, low profile ratchet driver perfect for tight work spaces and close quarters
- Reversible ratcheting mechanism delivers smooth fastening and unfastening
- Chrome Vanadium Steel (Cr-V) for high durability



SP39609

#### BIT SET 30 PIECE

- Set includes Metric & SAE Hex bits and Torx bits
- Bit set comes with a holder for better organisation
- Chrome Vanadium Steel (S2) for high durability
- Hardened and tempered with a shot blast finish

##### CONTENTS

- Metric Hex Bits (10pc) - 1.5, 2, 2.5, 3, 4, 5, 5.5, 6, 6.5 & 7mm
- SAE Hex Bits (10pc) - 1/16, 5/64, 3/32, 7/64, 1/8, 9/64, 5/32, 3/16, 7/32 & 1/4"
- Torx Bits (10pc) - T8, T10, T15, T20, T25, T27, T30, T35, T40 & T45

## COMPACT BIT SETS & ACCESSORIES

SP39608

### 1/4" HEX RATCHET BIT DRIVER SET COMPACT LOW PROFILE

#### CONTENTS

- Ratchet Bit Driver
- Phillips Bits: #1, #2 & #3
- Slotted Bits: 4.5 & 7mm
- Torx Bits: T15 & T20
- 1 x Bit Holder Rail



- Compact, low profile ratchet driver perfect for tight work spaces and close quarters
- Reversible ratcheting mechanism delivers smooth fastening and unfastening
- Set includes Phillips, Slotted & Torx bits

- Bit set comes with a holder for better organisation
- Hardened and tempered with a shot blast finish
- Chrome Vanadium Steel (S2) for high durability

SP39605

### FINGER TIP RATCHET/SOCKET SET EXTREME COMPACT - LOW PROFILE

#### CONTENTS

- 10mm Low Profile Ratchet
- 13mm Low Profile Ratchets
- 1/4" Dr x 10mm Quick Release Adapter
- 3/8" Dr x 13mm Quick Release Adapter
- 10mm 1/4" Hex Bit Adapter



Perfect set for reaching sockets and screws in extremely difficult to reach, tight and confined areas.

- Compact, low profile 10 & 13mm finger ratchet drivers perfect for loosening/tightening bolts and nuts in tight work spaces and close quarters
- Specially strengthened ratchet gear teeth to sustain maximum applied torque
- Precision ratcheting mechanism delivers smooth fastening and unfastening
- Flip ratchets over for reverse function
- Quick release adapters converts finger ratchet to a compact ratchet handle for 1/4"Dr or 3/8"Dr Sockets
- Spring loaded ball bearing with quick release mechanism ensures sockets stay secure
- Bit adapter converts finger ratchet into a compact, low profile ratchet screwdriver
- Chrome Vanadium Steel (Cr-V) for high durability
- Tough triple chrome finish



### HALF FLEXIBLE HOSE CLIP NUT DRIVERS

AVAILABLE IN 2 OPTIONS



- Ideal for trouble free installation and removal of most modern hose clamps
- 300mm long hose clip driver with a 170mm long flexible shaft
- Allows access to hard to reach hose clamps
- Twin knurled rotating finger grip on flex shaft for quick and easy installation/removal of screws
- Spring loaded ball bearing holds bit securely
- Ergonomic handle for comfort and superior grip

SP30861

### 1/4" HEX BIT SET 11 PIECE SET INCLUDES



- Half Flexible Driver with 1/4" Hex Bit End - 610mm
- Phillips Bits: #1, #2, PZ1 & PZ2
- Slotted Bits: 4 & 5mm
- Torx Bits: T20, T25, T30 & T40
- 1 x Bit Holder Rail

SP30862

### 1/4"DR SOCKET SET 6 PIECE



- Half Flexible Driver with 1/4"Dr end - 610mm
- 5, 6, 7, 8 & 10mm Sockets
- 1 x Socket Rail



## CONTINUED **COMPACT BIT SETS & ACCESSORIES**

### MINI SPANNER BIT SETS LOW PROFILE DIAMOND COATED TIPS 7 PIECE



DIAMOND  
COATED TIPS



- Access screws in extremely low clearance areas that are normally impossible to reach with regular screwdrivers without major disassembly
- Ideal for use behind dashboards and inside electronics
- Industrial grade diamond coated tips provide more grip and increase torsional performance thus reducing the possibility of the bits slipping from the screw recess
- Coating provides protection against cam-out and greatly increases the chances of removing partially stripped screw heads
- Flat, high grade aluminium handles - 108mm Long
- Set includes a heavy duty canvas storage pouch



#### AVAILABLE IN 2 OPTIONS

**SP39650**

#### SLOTTED & PHILLIPS

- Slotted - 4.8mm, 6.35mm & 8.0mm
- Phillips - #0, #1, #2 & #3

**SP39660**

#### TORX

- Torx - T10, T15, T20, T25, T27, T30 & T40



## IMPACT DRIVER BIT SETS

**SP34030**

### IMPACT DRIVER BIT SET 13 PIECE

#### CONTENTS

- Impact Driver
- 4 x Slotted Bits - 5, 6, 8 & 9mm
- 4 x Phillips Bits - #1, #2, #3 & #4
- 4 x Inhex Bits - 4, 5, 6 & 8mm
- Metal case



- Impact drive handle loosens rusted or seized screws, nuts and bolts with ease
- Set includes Phillips, Slotted & Inhex bits
- Hardened and tempered with a shot blast finish bits

- Durable metal storage case
- Chrome Vanadium Steel (S2) for high durability



**SP34035**

### IMPACT DRIVER BIT SET 1/2"DR HEAVY DUTY 10 PIECE


#### CONTENTS

- Impact Handle
- 4 x Phillips Bits - #2x1-3/8", #2x3-1/8", #3x1-3/8" & #3x3-1/8"
- 4 x Slotted Bits - 5/16x1-3/8", 5/16x3-1/8", 3/8x1-3/8 & 3/8x3-1/8"
- Bit Holder has 1/2" & 5/16" Hex for Phillips and Slotted Bits

- Use with a hammer to loosen rusted or seized screws, nuts and bolts with ease
- Set includes Phillips & Slotted bits
- Hardened and tempered with a shot blast finish bits
- Durable metal storage case
- Chrome Vanadium Steel (S2) for high durability

## QUICK CHANGE SOCKET TO BIT ADAPTERS


DESIGNED FOR QUICK CHANGES BETWEEN SOCKETS & BITS



SP39515

### 2-IN-1 SOCKET/BIT ADAPTER 1/4"DR & 1/4" HEX

- Converts from 1/4" square drive to 1/4" hex drive - Sockets and bits can easily be changed via a push-pull mechanism. Pull the sleeve down to expose the 1/4" drive socket holder, and push the sleeve back up to expose the 1/4" Hex receptor.
- Spring loaded ball bearings hold sockets or bits firmly in place



SP39518

### 2-IN-1 UNIVERSAL SOCKET/BIT ADAPTER 1/4"DR & 1/4" HEX

- Converts from 1/4" square drive to 1/4" hex drive - Sockets and bits can be easily be changed via a push-pull mechanism. Pull the sleeve down to expose the 1/4" drive socket holder, and push the sleeve back up to expose the 1/4" Hex receptor
- Spring loaded ball bearings hold sockets or bits firmly in place
- Slide the push-pull universal lock mechanism up to allow for 15 to 20° universal range, ideal for difficult to reach applications.

SP39511BH

### BIT ADAPTER 1/4"DR

- Push the sleeve back to unlock.
- Ball bearing lock hold bits firmly in place





# ➤ HEX & TORX KEYS

The SP Tools range of hex keys and Torx keys are designed to suit both automotive technicians and the industrial fitter. With sizes from 1.27mm to 36mm, we have a hex key for almost every application

## HEX & TORX KEY SETS

### KEY SETS - COLOUR CODED 9 PIECE

- Available in Metric, SAE & Tamper Proof Torx
- Chrome Vanadium Steel (Cr-V) Keys
- Hardened and tempered for strength and durability
- Double ended
- Chemically blackened



AVAILABLE IN 3 OPTIONS

BALL DRIVE ON METRIC & SAE SETS  
Allows for angled reach to awkward fasteners

SP34501

#### METRIC - BALL DRIVE

- 1.5, 2, 2.5, 3, 4, 5, 6, 8 & 10mm Hex Keys
- Organiser



SP34502

#### SAE - BALL DRIVE

- 1/16", 5/64", 3/32", 1/8", 5/32", 3/16", 1/4", 5/16" & 3/8" Hex Keys
- Organiser



SP34507

#### TAMPER PROOF TORX

- T10, T15, T20, T25, T27, T30, T40, T45 & T50 Torx Keys
- Organiser



### KEY SETS - CHROME STUBBY - COLOUR CODED 9 PIECE

- Available in Metric, SAE & Torx
- Colour coded holders
- Chrome Vanadium Steel (Cr-V) Keys
- Hardened and tempered
- Double ended



STUBBY DESIGN

BALL DRIVE ON METRIC & SAE SETS  
Allows for angled reach to awkward fasteners

AVAILABLE IN 3 OPTIONS

SP34531

#### METRIC - BALL DRIVE


- 1.5, 2, 2.5, 3, 4, 5, 6, 8 & 10mm Hex Keys
- Organiser



SP34532

#### SAE - BALL DRIVE


- 1/16", 5/64", 3/32", 1/8", 5/32", 3/16", 1/4", 5/16" & 3/8" Hex Keys
- Organiser



SP34537

#### TORX

- T10, T15, T20, T25, T27, T30, T40, T45 & T50 Torx Keys
- Organiser



## HEX & TORX KEY SETS CONTINUED

### KEY SETS - COLOUR CODED 888 SERIES - LONG 9 PIECE

- Available in Metric, SAE, Torx & Tamper Proof Torx
- Chrome Vanadium Steel (Cr-V) Keys
- Hardened and tempered for strength and durability
- Double ended



**BALL DRIVE ON METRIC & SAE SETS**  
Allows for angled reach to awkward fasteners

#### AVAILABLE IN 4 OPTIONS

T834511

#### METRIC - BALL DRIVE

- 1.5, 2, 2.5, 3, 4, 5, 6, 8 & 10mm Hex Keys
- Organiser



T834517

#### TORX

- T10, T15, T20, T25, T27, T30, T40, T45 & T50 Torx Keys
- Organiser



## MAGNETIC HEX & TORX KEY SETS

### KEY SETS - CHROME MAGNETIC 9 PIECE

- Available in Metric, SAE & Torx
- Magnetic tips
- Chrome Vanadium Steel (Cr-V) Keys
- Hardened and tempered for strength and durability
- Double ended



#### MAGNETIC TIPS

On selected sizes only \*



#### AVAILABLE IN 3 OPTIONS

**BALL DRIVE ON METRIC & SAE SETS**  
Allows for angled reach to awkward fasteners

SP34511

#### METRIC - BALL DRIVE

- 1.5, 2, 2.5, 3, 4, 5, 6, 8 & 10mm Hex Keys
- Organiser



SP34512

#### SAE - BALL DRIVE

- 1/16", 5/64", 3/32", 1/8", 5/32", 3/16", 1/4", 5/16" & 3/8" Hex Keys
- Organiser



SP34517


#### TORX

- T10, T15, T20, T25, T27, T30, T40, T45 & T50 Torx Keys
- Organiser



### HEX KEY SETS - CHROME MAGNETIC 13 PIECE

- Available in Metric & SAE
- Magnetic tips
- Chrome Vanadium Steel (Cr-V) Keys
- Hardened and tempered for strength and durability
- Double ended



#### MAGNETIC TIPS

On selected sizes only \*



#### AVAILABLE IN 2 OPTIONS

**BALL DRIVE ON METRIC & SAE SETS**  
Allows for angled reach to awkward fasteners

SP34521

#### METRIC - BALL DRIVE

- 1.27, 1.5, 2, 2.5, 3, 4, 4.5, 5, 5.5, 6, 7, 8 & 10mm Hex Keys
- Organiser





## MAGNETIC HEX KEY SETS - JUMBO

### HEX KEY SETS - COLOUR CODED MAGNETIC - JUMBO 13 PIECE

- Available in Metric & SAE
- Magnetic tips
- Chrome Vanadium Steel (Cr-V) Keys
- Hardened and tempered
- Double ended

#### MAGNETIC TIPS

On selected sizes only \*



**BALL DRIVE ON METRIC & SAE SETS**  
Allows for angled reach to awkward fasteners



#### AVAILABLE IN 2 OPTIONS

SP34528

#### METRIC - BALL DRIVE

- 2, 2.5, 3, 4, 5, 6, 7, 8 10, 12, 14, 17 & 19mm Jumbo Hex Keys
- Organiser



## T-HANDLE KEY SETS

### T-HANDLE KEY SETS IN EVA FOAM TRAYS COLOUR CODED 8 PIECE 310(W) x 408(L) x 35(H)mm

- Available in Metric, SAE & Torx
- Colour coded for easy identification
- Chrome Vanadium Steel (Cr-V) blade
- Hardened and tempered for strength and durability
- Easy grip comfort handle for maximum torque & reduced hand fatigue
- Double ended
- Housed in Hi-density EVA foam cut to shadow the key sets

#### AVAILABLE IN 3 OPTIONS

SP34705

#### METRIC

- 2, 2.5, 3, 4, 5, 6, 8 & 10mm



SP34706

#### SAE

- 5/64", 3/32", 1/8", 5/32", 3/16", 1/4", 5/16" & 3/8"



SP34708

#### TORX

- T8, T10, T15, T20, T25, T30, T40 & T50



#### ALSO AVAILABLE INDIVIDUALLY

#### T-HANDLE KEYS METRIC

COLOUR CODED



SIZE	MODEL
2mm	SP34721
2.5mm	SP34722
3mm	SP34723
4mm	SP34724
5mm	SP34725
6mm	SP34726
8mm	SP34727
10mm	SP34728



#### T-HANDLE KEYS SAE

COLOUR CODED



SIZE	MODEL
5/64"	SP34751
3/32"	SP34752
7/64"	SP34753
1/8"	SP34754
5/32"	SP34756
3/16"	SP34757
7/32"	SP34758
1/4"	SP34759
5/16"	SP34760
3/8"	SP34761



#### T-HANDLE KEYS TORX

COLOUR CODED



SIZE	MODEL
T8	SP34860
T10	SP34861
T15	SP34862
T20	SP34863
T25	SP34864
T27	SP34868
T30	SP34865
T40	SP34866
T50	SP34867



## SLIDING T-HANDLE KEY SET

3 SIDED HEX ENDS

FULL STEEL DESIGN



SP34710

### T-HANDLE KEY SET SLIDING - METRIC 8 PIECE

**SET INCLUDES**

- 2.5, 3, 4, 5, 6, 7, 8 & 10mm



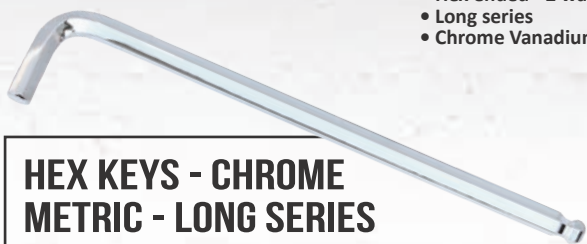
- T-Handle design with hex key fittings on all three ends for quick and easy operation
- High quality Chrome Vanadium Steel (Cr-V) blades
- Hardened and tempered for strength and durability
- T-Handle fitted with sliding cross bars with multiple locking positions for better accessibility in hard to reach areas and providing additional leverage
- Burnished tips and chrome finish





## HEX KEYS

- Hex ended - 2 way function
- Long series
- Chrome Vanadium Steel (Cr-V)

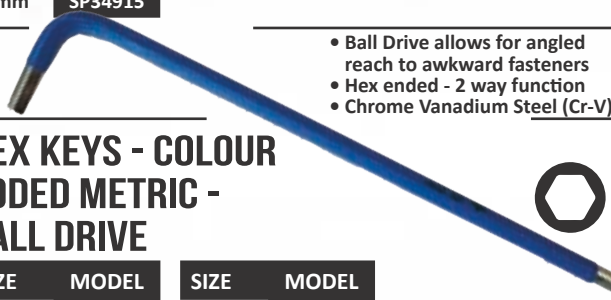


### HEX KEYS - CHROME METRIC - LONG SERIES

SIZE	MODEL	SIZE	MODEL
1.27mm	SP34901	12mm	SP34916
1.5mm	SP34902	14mm	SP34917
2mm	SP34903	17mm	SP34918
2.5mm	SP34904	19mm	SP34919
3mm	SP34905		
4mm	SP34907		
5mm	SP34909		
6mm	SP34911		
7mm	SP34912		
8mm	SP34913		
10mm	SP34915		

### HEX KEYS - CHROME SAE - LONG SERIES

SIZE	MODEL	SIZE	MODEL
1/16"	SP34952	1/4"	SP34961
5/64"	SP34953	5/16"	SP34962
3/32"	SP34954	3/8"	SP34963
7/64"	SP34955		
1/8"	SP34956		
9/64"	SP34957		
5/32"	SP34958		
3/16"	SP34959		
7/32"	SP34960		



- Ball Drive allows for angled reach to awkward fasteners
- Hex ended - 2 way function
- Chrome Vanadium Steel (Cr-V)

### HEX KEYS - COLOUR CODED METRIC - BALL DRIVE



SIZE	MODEL	SIZE	MODEL
1.5mm	SP34602	5mm	SP34609
2mm	SP34603	6mm	SP34611
2.5mm	SP34604	8mm	SP34613
3mm	SP34605	10mm	SP34615
4mm	SP34607		

### HEX KEYS - COLOUR CODED SAE - BALL DRIVE

SIZE	MODEL	SIZE	MODEL
1/16"	SP34652	3/16"	SP34659
5/64"	SP34653	1/4"	SP34661
3/32"	SP34654	5/16"	SP34662
1/8"	SP34656	3/8"	SP34663
5/32"	SP34658		

## TORX KEYS

- Torx ended - 2 way function
- Chrome Vanadium Steel (Cr-V)



### TORX KEYS - COLOUR CODED

SIZE	MODEL	SIZE	MODEL
T10	SP34681	T30	SP34686
T15	SP34682	T40	SP34687
T20	SP34683	T45	SP34688
T25	SP34684	T50	SP34689

### TORX KEYS - CHROME

SIZE	MODEL	SIZE	MODEL
T9	SP34980	T27	SP34985
T10	SP34981	T30	SP34986
T15	SP34982	T40	SP34987
T20	SP34983	T45	SP34988
T25	SP34984	T50	SP34989

# 07

# PLIERS & CUTTERS

THE TRUE NATURE OF PLIERS AND CUTTERS IS TO INCREASE THE ABILITY TO HOLD AND OR CUT A CERTAIN MATERIAL. AT SP WE PRIDE OURSELVES ON DELIVERING A TOOL THAT DOES THIS WITH A MINIMUM OF EFFORT AND A PERFECT RESULT.







# PLIERS & CUTTERS

- High Leverage for extra power
- Precision Cutting and gripping blades
- Induction hardened cutting edges



## PLIERS/CUTTER SETS



- Forged chrome Vanadium (Cr-V) Steel blades for increased strength and durability
- High leverage allows effortless extended use

- Precision induction hardened cutting edges
- Non-slip cushion comfort grips
- 200mm (8")

SP32903

### PLIER/CUTTER SET HIGH LEVERAGE 3 PIECE

#### CONTENTS

- Combination Pliers - 200mm (8")
- Long Nose Pliers - 200mm (8")
- Diagonal Cutters - 200mm (8")



- Forged chrome Vanadium (Cr-V) Steel blades for increased strength and durability
- Induction hardened cutting edges

- Insulated grip handles – 1000V VDE
- Ergonomical and comfortable handles featuring slip guards for added safety

SP32909

### PLIER/CUTTER SET VDE INSULATED 3 PIECE

#### CONTENTS

- Combination Pliers - 200mm (8")
- Long Nose Pliers - 200mm (8")
- Diagonal Cutters - 180mm (7")



1000V



- Heavy duty forged alloy steel blades
- Hardened heat treated jaws
- High leverage allows effortless extended use

- Ergonomical and comfortable handles featuring slip guards for added safety
- 200mm (8")

T832903

### PLIER/CUTTER SET 888 SERIES 3 PIECE

#### CONTENTS

- Combination Pliers - 200mm (8")
- Long Nose Pliers - 200mm (8")
- Diagonal Cutters - 200mm (8")



## MINI PLIERS/CUTTER SETS



**SP32901**

### PLIER/CUTTER SET MINI 4 PIECE

#### CONTENTS

- Long Nose Pliers - 130mm (5")
- Combination Pliers - 115mm (4.5")
- Diagonal Cutters - 115mm (4.5")
- End Cutters - 115mm (4.5")

- Forged chrome Vanadium (Cr-V) Steel blades for increased strength and durability
- Precision induction hardened cutting edges
- Non-slip cushion comfort grips
- Spring handle allows for reduced and fatigue easy operation

**T832900**

### PLIER/CUTTER SET 888 SERIES 3 PIECE

#### CONTENTS

- Flat Nose Pliers - 125mm (5")
- Long Nose Pliers - 125mm (5")
- Diagonal Cutters - 112.5mm (4.5")

- Heavy duty forged alloy steel blades
- Hardened heat treated jaws
- High leverage allows effortless extended use
- Ergonomical and comfortable handles
- Spring handle allows for reduced and fatigue easy operation

## INDIVIDUAL PLIERS & CUTTERS

- Forged chrome Vanadium (Cr-V) Steel blades for increased strength and durability
- High leverage allows effortless extended use

- Precision induction hardened cutting edges
- Non-slip cushion comfort grips



### COMBINATION PLIERS HIGH LEVERAGE

SIZE	MODEL
175mm (7")	SP32007
200mm (8")	SP32008

### LONG NOSE PLIERS HIGH LEVERAGE


SIZE	MODEL
150mm (6")	SP32106
200mm (8")	SP32108

### BENT NOSE PLIERS HIGH LEVERAGE

SIZE	MODEL
200mm (8")	SP32158

## INDIVIDUAL PLIERS & CUTTERS CONTINUED

- Forged chrome Vanadium (Cr-V) Steel blades for increased strength and durability
- High leverage allows effortless extended use



### DIAGONAL CUTTERS HIGH LEVERAGE

SIZE	MODEL
150mm (6")	SP32206
180mm (7")	SP32207
200mm (8")	SP32208



### DIAGONAL CUTTERS FLUSH CUT

SIZE	MODEL
150mm (6")	SP32204

- Precision induction hardened cutting edges
- Non-slip cushion comfort grips

- Heavy duty forged alloy steel blades
- Hardened heat treated jaws
- High leverage allows effortless extended use



### COMBINATION PLIERS 888 SERIES

SIZE	MODEL
200mm (8")	T832008

- Ergonomical and comfortable handles featuring slip guards for added safety



### LONG NOSE PLIERS 888 SERIES

SIZE	MODEL
200mm (8")	T832108



### DIAGONAL CUTTERS 888 SERIES

SIZE	MODEL
180mm (7")	T832208

- Forged chrome Vanadium (Cr-V) Steel blades for increased strength and durability
- Induction hardened cutting edges



### COMBINATION PLIERS VDE INSULATED

SIZE	MODEL
200mm (8")	SP32009

- Insulated grip handles – 1000V VDE
- Ergonomical and comfortable handles featuring slip guards for added safety



### LONG NOSE PLIERS VDE INSULATED

SIZE	MODEL
200mm (8")	SP32109



### DIAGONAL CUTTERS VDE INSULATED

SIZE	MODEL
180mm (7")	SP32209



## ▶ PLIERS LONG HANDLE

The SP range of long handled pliers make it easier to work in hard to reach places. Their unique design adds superior grip when you really need it.



### LONG HANDLE PLIER SET



SP32905

#### PLIER SET LONG HANDLE 3 PIECE

##### CONTENTS

- Straight - 275mm (11")
- 45° Bent - 275mm (11")
- 90° Bent - 275mm (11")

- 275mm long pliers - ideal for reaching where standard pliers will not
- Long reach for extra hard to reach and awkward areas
- Serrated jaws ensure a secure grip in any conditions
- Slip resistant cushion grips
- Chrome Vanadium Steel (Cr-V) for high durability

### INDIVIDUAL LONG HANDLE PLIERS



#### LONG HANDLE PLIERS STRAIGHT

SIZE	MODEL
275mm (11")	SP32162



#### LONG HANDLE PLIERS 45° BENT

SIZE	MODEL
275mm (11")	SP32163



#### LONG HANDLE PLIERS 90° BENT

SIZE	MODEL
275mm (11")	SP32164

### NIPPER PLIERS

- Forged chrome Vanadium (Cr-V) steel blades for increased strength and durability
- High leverage allows effortless extended use
- Non-slip vinyl grip
- Precision engineered cutting jaw
- Heavy duty pivot bolt

SP32268

#### CONCRETE NIPPER PLIERS 250MM (10")

SP32269

#### END NIPPER PLIERS 200MM (8")



# MULTIGRIPS

Multigrrips are perfect for gripping surfaces like pipes and damaged fasteners. Their extra leverage means you require a minimum of hand force to get the job done.



## MULTIGRIP PLIER SETS & INDIVIDUAL PLIERS



SP32910

### MULTIGRIPS SET HIGH LEVERAGE 3 PIECE

#### SET INCLUDES

- Multigrips Plier - 165mm (6")
- Multigrips Plier - 240mm (9")
- Multigrips Plier - 320mm (12")

- Forged Chrome Molybdenum (Cr-Mo) Steel
- High leverage allows for effortless extended use
- Multiple jaw position for heavier and varied gripping applications

#### ALSO AVAILABLE INDIVIDUALLY

### MULTIGRIPS HIGH LEVERAGE

SIZE	MODEL
165mm (6")	SP32400
240mm (9")	SP32402
320mm (12")	SP32403



#### LOCK BAR

Finger guard lock bar ensures you don't get your fingers caught

T832910

#### CONTENTS

- Multigrips Plier - 250mm (10")
- Multigrips Plier - 300mm (12")
- Forged alloy steel
- Hardened heat treated jaws
- High leverage allows for effortless extended use
- Multiple jaw position for heavier and varied gripping applications





# CIRCLIP PLIERS

Heavy duty one piece forged arms with induction hardened tips will provide extra long life. Spring loaded heads and ergonomic designed handles make them user friendly with less chance of accidental pop off of circlip rings.



## CIRCLIP PLIER SETS & INDIVIDUAL PLIERS

**SP32305**

### 4-IN-1 SNAP RING PLIER SET

4X INTERCHANGEABLE HEADS

- Internal straight
- Internal bent
- External straight
- External bent

- 160mm long plier with 4x interchangeable heads
- Compact, lightweight and portable
- Ergonomic design



### CIRCLIP PLIER SETS 4 PIECE

SETS INCLUDE

- Straight Internal Circlip Pliers
- Bent Internal Circlip Pliers
- Straight External Circlip Pliers
- Bent External Circlip Pliers

- Available in 3 size sets: 140mm, 175mm & 240mm
- Suitable for installing and removing external and internal retaining clips
- Slim jaws for optimum access
- Chrome Vanadium Steel (Cr-V) for high durability
- Polished heads with chemically blackened tips
- Spring loaded ergonomic handles with non-slip cushion grips

SETS AVAILABLE IN 3 OPTIONS

SIZE	MODEL
140mm (5.5")	SP32931
175mm (7")	SP32932
240mm (9.5")	SP32933

ALSO AVAILABLE INDIVIDUALLY

#### STRAIGHT INTERNAL

SIZE	MODEL
140mm (5.5")	SP32311
175mm (7")	SP32301
240mm (10")	SP32321

#### BENT INTERNAL

SIZE	MODEL
140mm (5.5")	SP32313
175mm (7")	SP32303
240mm (10")	SP32323

#### STRAIGHT EXTERNAL

SIZE	MODEL
140mm (5.5")	SP32312
175mm (7")	SP32302
240mm (10")	SP32322

#### BENT EXTERNAL

SIZE	MODEL
140mm (5.5")	SP32314
175mm (7")	SP32304
240mm (10")	SP32324



### CIRCLIP PLIER SET 888 SERIES 4 PIECE

SET INCLUDES

- Straight Internal - 175mm (7")
- Bent Internal Circlip Pliers - 175mm (7")
- Straight External Circlip Pliers - 175mm (7")
- Bent External Circlip Pliers - 175mm (7")

**T832932**



- Suitable for installing and removing external and internal retaining clips
- Slim jaws for optimum access
- Slip resistant cushion grips
- Polished heads with chemically blackened tips
- Spring loaded ergonomic handles
- 175mm (7")

#### STRAIGHT INTERNAL

SIZE	MODEL
175mm (7")	T832301

#### BENT INTERNAL

SIZE	MODEL
175mm (7")	T832303

#### STRAIGHT EXTERNAL

SIZE	MODEL
175mm (7")	T832302

#### BENT EXTERNAL

SIZE	MODEL
175mm (7")	T832304

# LOCKING PLIERS

We offer a complete range of locking pliers for many applications, from holding steel sheet about to be welded to removing a damaged nut, we have the tool to suit.



## LOCKING PLIER SETS & INDIVIDUAL PLIERS

### CURVED

Maximises pressure points for any bolt, nut or locking tool applications



### STRAIGHT JAW

Ideal for clamping, holding flat stock, sheet metal etc. in position for cutting, assembling, drilling or welding



### LONG NOSE

Long nose for easy access in extended reach applications



SP32926

### LOCKING PLIER SET HIGH LEVERAGE 3 PIECE

#### CONTENTS

- Long Nose - 225mm (9")
- Curved Jaw - 250mm (10")
- Curved Jaw - 175mm (7")

- Non-slip jaws
- Heavy duty hardened jaws for increased gripping power
- Chrome Molybdenum Steel (Cr-Mo) for strength and durability
- Heavy duty knurled adjuster nut
- Easy quick-release lever with non-slip rubber coating

#### ALSO AVAILABLE INDIVIDUALLY

#### CURVED JAW

SIZE	MODEL
125mm (5")	SP32601
175mm (7")	SP32602
250mm (10")	SP32603

#### STRAIGHT JAW

SIZE	MODEL
250mm (10")	SP32613

#### LONG NOSE

SIZE	MODEL
150mm (6")	SP32621
225mm (9")	SP32623



T832921

### LOCKING PLIER SET CURVED JAW 888 SERIES 3 PIECE

- Curved Jaw - 150mm (6")
- Curved Jaw - 200mm (8")
- Curved Jaw - 250mm (10")

- Non-slip curved jaws maximises pressure points for any bolt, nut or locking tool application
- Heavy duty hardened jaws for increased gripping power
- Heavy duty knurled adjuster nuts
- Easy quick-release levers





T832929

## LOCKING PLIER SET 888 SERIES 10 PIECE

### SET INCLUDES

- 2x C-Type Locking Pliers - 275mm (11")
- 2x C-Type Locking Pliers - 160mm (6")
- 1x Long Nose Locking Pliers - 225mm (9")
- 1x Long Nose Locking Pliers - 150mm (6")
- 1x Curved Jaw Locking Pliers - 220mm (9")
- 1x Curved Jaw Locking Pliers - 175mm (7")
- 2x Sheet Metal Locking Pliers - 200mm (8")

- C-Clamps - Standard jaws provide versatility for a wider range of applications
- Curved Jaw - maximises pressure points for any bolt, nut or locking tool applications
- Long Nose - Long nose for easy access in extended reach applications
- Sheet Metal - Ideal for upholstery work. Bending, forming and crimping sheet metal.
- Heavy duty hardened jaws for increased gripping power
- Ergonomical non-slip rubber handles
- Heavy duty knurled adjuster nut
- Easy quick-release lever
- Includes heavy duty canvas pouch with hanging hooks

**NOT AVAILABLE INDIVIDUALLY**

# AVIATION SNIPS

Heavy duty chrome moly serrated blades make SP's range of aviation snips the perfect tool for the professional



## AVIATION SNIPS

### AVAILABLE IN RIGHT, STRAIGHT & LEFT CUT

- Heavy duty forged chrome molybdenum (Cr-Mo) blades for increased strength and durability
- High leverage allows effortless extended use
- Non-slip serrated blades
- Spring-loaded ergonomical non-slip grip handles
- Steel locking latch automatically releases with the squeeze of the handles
- Cuts up to 16 Gauge steel (1.2mm)

TYPE	MODEL
RIGHT CUT (GREEN)	SP32261
STRAIGHT CUT (YELLOW)	SP32262
LEFT CUT (RED)	SP32263



## AVIATION SNIPS - OFFSET

### AVAILABLE IN RIGHT & LEFT CUT

- Heavy duty forged chrome molybdenum (Cr-Mo) blades for increased strength and durability
- Offset head design for easier cuts along longer work pieces
- High leverage allows effortless extended use
- Non-slip serrated blades
- Spring-loaded ergonomical non-slip grip handles
- Steel locking latch automatically releases with the squeeze of the handles
- Cuts up to 16 Gauge steel (1.2mm)

TYPE	MODEL
RIGHT CUT (GREEN)	SP32264
LEFT CUT (RED)	SP32265





## AVIATION LONG SNIPS

SP32260

### AVIATION LONG SNIPS HEAVY DUTY - STRAIGHT CUT 300MM (12")

- Heavy duty forged chrome molybdenum (Cr-Mo) blades for increased strength and durability
- Extended cutting blade allows for a longer distance per cut than standard length blades
- High leverage allows effortless extended use
- Non-slip serrated blades
- Spring-loaded ergonomical non-slip grip handles
- Steel locking latch automatically releases with the squeeze of the handles

LONG SERRATED  
JAWS



Cuts up to 16 Gauge steel (1.2mm)

## INDUSTRIAL SHEARS



### ROUNDED TIP BLADES

Rounded tip blades provide extra safety by reducing accidental pokes and cuts

### INDUSTRIAL SHEARS/SCISSORS 180MM (7")

TYPE

ROUNDED TIP BLADES

MODEL

SP32267

- Heavy duty, industrial quality stainless steel serrated edge blades for increased cutting capacity
- Ideal for multiple applications, from thin wire to Kevlar®
- High leverage allows effortless extended use
- Non-slip serrated blades
- Spring-loaded action provides responsive snipping action
- Ergonomical non-slip grip handles
- Steel locking latch keeps shears safe and secure



SHEARS  
INCLUDE A PROTECTIVE  
SAFETY COVER



# 08

## STRIKING, CUTTING & FASTENING

THE MODERN PROFESSIONAL HAMMER SHOULD OFFER THE USER A RANGE OF FUNCTIONS. AT SP WE HAVE A COMPLETE PROGRAM FROM THE BASIC STEEL AND HICKORY COMBINATION RIGHT THROUGH TO TECHNOLOGY LEADING NANO FIBERS AND SYNTHETICS.





# HAMMERS

**HEAVY DUTY BALL PEIN, CLAW, DEAD BLOW, SLEDGE, DUAL HEAD & RUBBER MALLETS**

## HAMMERS

### BALL PEIN HAMMER WOODEN HANDLE


SIZE	MODEL
340g / 12oz / .75lbs	SP30112
454g / 16oz / 1lbs	SP30116
680g / 24oz / 1.5lbs	SP30124



- Superior performance and comfort
- Hardened and tempered carbon steel striking heads
- Genuine Hickory handle for strength

### MECHANICS HAMMER FIBREGLASS HANDLE


SIZE	MODEL
300g / 12oz / .75lbs	SP30198
500g / 16oz / 1lbs	SP30199
1000g / 35oz / 2lbs	SP30201



- Superior performance and comfort
- Hardened and tempered carbon steel striking heads
- Durable nanofiber handle for strength and shock reduction
- Non-slip rubber grip for ultimate control and comfort

### CLUB HAMMER FIBREGLASS HANDLE

SIZE	MODEL
1276g / 45oz / 2.8lbs	SP30335
1503g / 53oz / 3.3lbs	SP30352
1985g / 70oz / 4.3lbs	SP30370



- Multi-purpose & heavy duty
- Dual striking faces
- Hardened high quality steel head
- Superior performance and comfort
- Durable nanofiber handle for strength and shock reduction
- Non-slip rubber grip for ultimate control and comfort

### DEAD BLOW HAMMER ONE PIECE

SIZE	MODEL
454g / 16oz / 1lbs	SP30216
907g / 32oz / 2lbs	SP30232
1361g / 48oz / 3lbs	SP30248



- Rebound dampening shot filled head - No recoil
- Controls striking force with minimal rebound from the striking surface
- Minimises damage to the struck surface
- Non sparking and non marring
- Ideal for chassis & suspension, automotive body work and hubcap fitting/removal
- Anti-slip cross pattern handle
- Heavy duty polyurethane construction

DEAD BLOW



## SLEDGE HAMMER FIBREGLASS HANDLE

SIZE	MODEL
3.6kg / 128oz / 8lbs	SP30372
4.5kg / 160oz / 10lbs	SP30374
5.4kg / 192oz / 12lbs	SP30376



- Multi-purpose & heavy duty
- Heat treated head with overstrike protector

- Durable nanofiber handle for unrivalled strength and shock reduction
- Non-slip rubber grip for ultimate control and comfort

## DUAL HEAD HAMMER SOFT & HARD STEEL HANDLE

SIZE	MODEL
35mm	SP30406
40mm	SP30416
50mm	SP30426



- Dual faces offer versatile use, one made of soft rubber and one made of hard plastic
- Soft face delivers a solid strike without damaging surfaces and sensitive finishes

- Offers safe blows of maximum weight and impact
- Faces are designed to wear and can be replaced
- Heavy duty steel handle
- Non-slip rubber grip for ultimate control and comfort

DEAD BLOW

## DUAL HAMMER REPLACEMENT HEADS

### SOFT

#### PACK OF 2 REPLACEMENT HEADS

- Faces are designed to wear and to be replaced by hand
- Easy to change



SIZE	MODEL	SUITS DUAL HEAD HAMMER
35mm	SP30481	SP30405, SP30406 & SP30407
40mm	SP30484	SP30415, SP30416 & SP30417
50mm	SP30487	SP30425, SP30426 & SP30427

### HARD

#### PACK OF 2 REPLACEMENT HEADS

- Faces are designed to wear and to be replaced by hand
- Easy to change



SIZE	MODEL	SUITS DUAL HEAD HAMMER
35mm	SP30482	SP30405, SP30406 & SP30407
40mm	SP30485	SP30415, SP30416 & SP30417
50mm	SP30488	SP30425, SP30426 & SP30427

### ALUMINIUM & BRASS

#### PACK OF 2 REPLACEMENT HEADS

- Faces are designed to wear and to be replaced by hand
- Easy to change



SIZE	MODEL	SUITS DUAL HEAD HAMMER
35mm	SP30483	SP30405, SP30406 & SP30407
40mm	SP30486	SP30415, SP30416 & SP30417
50mm	SP30489	SP30425, SP30426 & SP30427

## RUBBER MALLET

SIZE	MODEL
454g / 16oz / 1lbs	SP30274
680g / 24oz / 1.5lbs	SP30276



- Multi-purpose & heavy duty
- Ideal for applications where softer blows are required
- Rubber striking head

- Durable nanofiber handle
- Non-slip rubber grip for ultimate control and comfort

# PANEL BEATERS

## HEAVY DUTY PROFESSIONAL QUALITY

Professional tools designed to handle most metal fabrication and body repair jobs.

SP30202

### PANEL BEATING SET 7 PIECE

The perfect panel beating set for any workshop, featuring the most commonly used dollies & hammers - you'll be well equipped to handle the vast majority of panel repairs.

- Genuine hickory handles
- Forged from high quality carbon steel
- Heat treated for increased durability
- Housed in a high quality EVA foam storage solution
- Heavy duty X-Case made to withstand the conditions of a busy workshop

#### SET INCLUDES

- 1x Pick & Finish Hammer
- 1x Standard Bumping Hammer
- 1x Straight Pein & Finishing Hammer
- 1x Double End Hand Dolly
- 1x Curved Dolly
- 1x Utility Dolly
- 1x Heel Dolly



## CHISELS & PUNCHES

SP's Premium range of chisels and punches are manufactured from single piece high quality Chrome Molybdenum (Cr-Mo) alloy steel for unrivalled strength and durability.

A tough hexagonal shank design combined together with a heat tempering process to prevent shattering or chipping during striking, SP Chisels and punches are built to last, even under the harshest of conditions.



SP30841

### PUNCH & CHISEL SET 10 PIECE

#### SET INCLUDES

- Pin punches: 2, 3, 4, 5, 6, 8 & 10mm
- Cold chisels: 12, 20 & 24mm

- Pin punches - Designed to drive out pins and rivets
- Cold chisels - Suitable for cutting and scoring steel
- Chrome Molybdenum (Cr-Mo) alloy steel for strength & durability
- Single piece construction
- Hexagonal shank for additional durability
- Heat tempered to prevent the head from shattering or chipping during striking
- Easy to use, just place chisel in position and strike firmly with hammer



SP30821

### COLD CHISEL SET 5 PIECE

#### SET INCLUDES

- 12, 16, 20, 24 & 29mm
- Suitable for cutting and scoring steel
- Chrome Molybdenum (Cr-Mo) alloy steel for strength & durability
- Single piece construction
- Hexagonal shank for additional durability
- Heat tempered to prevent the head from shattering or chipping during striking

#### ALSO AVAILABLE INDIVIDUALLY

SIZE	MODEL
12 x 150mm	SP30822
16 x 150mm	SP30823
20 x 200mm	SP30824
24 x 200mm	SP30825
29 x 200mm	SP30826





## CONTINUED CHISELS & PUNCHES




SP30921

### TAPER PUNCH SET 7 PIECE

#### SET INCLUDES

- 1, 2, 3, 4, 5, 6 & 8mm
- Designed for driving out rivets and pins, free frozen nuts and remove bearings
- Chrome Molybdenum (Cr-Mo) alloy steel for strength & durability
- Single piece construction
- Hexagonal shank for additional durability
- Heat tempered to prevent the head from shattering or chipping during striking

ALSO AVAILABLE INDIVIDUALLY



SIZE	MODEL
1 x 10 x 120mm	SP30922
2 x 10 x 120mm	SP30923
3 x 10 x 120mm	SP30924
4 x 12 x 150mm	SP30925
5 x 12 x 150mm	SP30926
6 x 12 x 150mm	SP30927
8 x 12 x 150mm	SP30928



SP30931

### CENTRE PUNCH SET 4 PIECE

#### SET INCLUDES

- 3, 4, 5 & 6mm
- Designed to make an indentation in metal, plastic or wood prior to drilling to prevent the bit skating off target
- Chrome Molybdenum (Cr-Mo) alloy steel for strength & durability
- Single piece construction
- Hexagonal shank for additional durability
- Heat tempered to prevent the head from shattering or chipping during striking

ALSO AVAILABLE INDIVIDUALLY



SIZE	MODEL
3 x 8 x 100mm	SP30932
4 x 10 x 120mm	SP30933
5 x 12 x 150mm	SP30934
6 x 16 x 150mm	SP30935



SP30831

### PIN PUNCH SET 7 PIECE

#### SET INCLUDES

- 2, 3, 4, 5, 6, 8 & 10mm
- Designed to drive out pins and rivets
- Chrome Molybdenum (Cr-Mo) alloy steel for strength & durability
- Single piece construction
- Hexagonal shank for additional durability
- Heat tempered to prevent the head from shattering or chipping during striking

ALSO AVAILABLE INDIVIDUALLY



SIZE	MODEL
2 x 115mm	SP30832
3 x 125mm	SP30833
4 x 150mm	SP30834
5 x 165mm	SP30835
6 x 180mm	SP30836
8 x 180mm	SP30837
10 x 180mm	SP30838



SP30950

### HOLLOW PUNCH SET 9 PIECE

#### SET INCLUDES

- 2.5, 3, 4, 5, 6, 7, 8, 9 & 10 mm
- Chrome Molybdenum (Cr-Mo) alloy steel for strength & durability
- Precision ground flute and cutting edge for clean accurate cutting
- Non-slip knurled handle for a secure grip
- Ideal for punching holes in leather, gasket material, rubber sheet, cardboard & soft plastic

ALSO AVAILABLE INDIVIDUALLY



SIZE	MODEL	SIZE	MODEL
2.5mm	SP30951	7mm	SP30956
3mm	SP30952	8mm	SP30957
4mm	SP30953	9mm	SP30958
5mm	SP30954	10mm	SP30959
6mm	SP30955		

# CUTTING TOOLS

## KNIVES



SP30851

### UTILITY KNIFE RETRACTABLE

- Standard utility knife
- Heavy duty design
- Lightweight & durable
- Multi stop blade positioning

- Thumb adjustment
- Ergonomic handle with rubber grip



SP30850

### UTILITY KNIFE FOLDING LOCK-BACK

- Folding lock-back
- Lightweight & durable
- Quick blade change
- Fixed blade for more powerful cutting
- Stainless steel belt clip
- On-board spare blade storage

- Includes spare blades - 1 in knife, 3 on-board & 5 in back up case

## MULTI-FUNCTION TOOLS



SP30859

### MULTI-FUNCTION TOOL - 13 IN 1 WITH LED FLASHLIGHT

- 420 Stainless steel tools + rubber grip
- Length closed - 100mm
- Tool pouch

- TOOLS INCLUDED:**
- Needle nose pliers
  - Wire cutter & stripper
  - LED flashlight with battery tray
  - Normal blade

- Scissors
- File
- Bottle opener
- Saw
- Large, medium & small flat screwdrivers
- Phillips screwdriver
- Reamer
- Can opener



## FILES

SP36035

### FILE SET - 254MM (10") 5 PIECE

- Premium grade steel for long lasting durability
- Designed for optimum performance, control and comfort
- Precision cut teeth ensure a high material removal rate
- Heat treated hardened steel ensures that teeth stay sharp for longer
- Ideal for sharpening, shaping and de-burring metals and polymers
- Ergonomically designed, non-slip grip handles prevents the hand from slipping onto the file blade
- Includes a rugged, compact storage case

#### FILE TYPE

#### IDEAL FOR

- |                          |   |
|--------------------------|---|
| Flat File Bastard Cut    | • General work and rapid removal of material from metal |
| Millsaw File Bastard Cut | • Tool sharpening and creating fine finishes            |
| Half Round Second Cut    | • Removing material from both curved and flat surfaces  |
| Square File Second Cut   | • Filing slots, key seat and general surface filing     |
| Round File Bastard Cut   | • Filing circular openings and concave surfaces         |



### INDIVIDUAL FILES - 254MM (10")



#### NUMBER

#### FILE TYPE

#### IDEAL FOR

- |          |                          |   |
|----------|--------------------------|---|
| SP36035F | Flat File Bastard Cut    | • General work and rapid removal of material from metal |
| SP36035M | Millsaw File Bastard Cut | • Tool sharpening and creating fine finishes            |
| SP36035H | Half Round Second Cut    | • Removing material from both curved and flat surfaces  |
| SP36035S | Square File Second Cut   | • Filing slots, key seat and general surface filing     |
| SP36035R | Round File Bastard Cut   | • Filing circular openings and concave surfaces         |

## HACKSAWS

SP35100

### HACKSAW - PROFESSIONAL 12"

- Quick release mechanism for easy blade change
- Ergonomic design for comfortable 2 handed operation
- Heavy duty, rugged design with non-slip rubber grip
- 12"/305mm blade
- 95mm throat
- 90°/45° blade settings



T835100

### HACKSAW - 888 SERIES 12" ALLOY FRAME

- 90° Blade mounting for flush cutting
- Lightweight aluminium construction
- Ergonomic design for comfortable 2 handed operation
- Soft grip handles



**HSS DRILL BIT SETS**

**DRILL BIT SETS  
HIGH SPEED STEEL  
METRIC**

**AVAILABLE IN 2 OPTIONS**

- Made from high quality high speed steel (HSS) offering the best combination of strength, heat & wear resistance
- Industrial grade - extremely sharp, strong and durable
- Precision engineered parallel shank for accurate hole size
- Drills perfectly round holes in steel, brass, plastic, wood etc.

SP31390

**19 PIECE**

- 1-10mm (0.5 Increments)

SP31391

**25 PIECE**

- 1-13mm (0.5 Increments)



**HSS STEP DRILL BIT SETS**

**STEP DRILL BIT SETS  
HIGH SPEED STEEL  
3 PIECE**

**HSS STEEL DRILLS**

- Made from high quality high speed steel (HSS) offering the best combination of strength, heat & wear resistance
- Industrial grade - extremely sharp, strong and durable
- Precision engineered for accurate hole sizes
- Drills perfectly round holes in steel, brass, plastic, wood etc.
- Two flute design provides faster, smoother and cleaner cuts
- Automatically deburrs hole as you drill.
- Self-starting - No center punching required as the bit won't skate off target
- Each step is clearly labelled with depth diameters

SP31398

**METRIC**

- 6 to 30mm (13-step bit)
- 4 to 20mm (9-step bit)
- 4 to 12mm (9-step bit)





## TUNGSTEN CARBIDE BURR SETS

### TUNGSTEN CARBIDE BURR SETS 5 PIECE

- Extremely durable
- Heavy duty, superior cutting power
- Ideal for deburring, carving, grooving, shaping, finishing and filing

#### SETS INCLUDE

- 10 x 20mm - Cylinder
- 10 x 20mm - Cylinder - Radius Top
- 8mm Dia. - Ball
- 10 x 25mm - Tree - Radius Top
- 12 x 20mm - Oval

#### AVAILABLE IN 2 OPTIONS

SP31380

### STEEL

- Suits steel applications

SP31385

### ALUMINIUM

- Suits aluminium applications



## DEBURRING TOOLS

SP31340

### DEBURRING TOOL SET 4 PIECE

- 4 Various extra fine deburring tools for a smooth finish
- Remove burrs from plastic, copper, aluminium & ferrous metal pipes
- Pocket clip



# NUTSERT GUNS

A rivet nut, also known as a blind rivet nut, or rivnut is a one-piece internally threaded and counterbored tubular rivet that can be anchored entirely from one side. It is a kind of threaded insert. Rivet nuts are an ideal replacement for weld nuts because they will not distort base materials, eliminate weld splatter, toxic fumes, and other by-products of the welding process, and can be installed in many different kinds of material including steel, plastic, composites and fibreglass.

## NUTSERT GUNS



SP69011

### NUT RIVETER SET - LEVER TYPE 90 PIECE

- Sets 3, 4, 5 & 6mm rivet nuts
- 8 interchangeable riveter nozzles and mandrels
- Quick release mandrel system
- Heavy duty long lever type design reduces physical strength required to pop rivets, in-turn reducing energy fatigue
- Comfortable ergonomic soft grip handles for extended use
- Kit housed in heavy duty case and premium EVA foam tray

#### SET INCLUDES

- Nut Rivet Gun
- 4x Riveter Mandrels
- 4x Nozzles
- 1x Spanner
- 20x M3 Nut Rivets
- 20x M4 Nut Rivets
- 20x M5 Nut Rivets
- 20x M6 Nut Rivets



SP69016

### NUT RIVETER SET - LEVER TYPE 74 PIECE

- Sets 3, 4, 5, 6, 8 & 10mm rivet nuts
- 12 interchangeable riveter nozzles and mandrels
- Quick release mandrel system
- Heavy duty long lever type design reduces physical strength required to pop rivets, in-turn reducing energy fatigue
- Comfortable ergonomic soft grip handles for extended use
- Kit housed in heavy duty case and premium EVA foam tray

#### SET INCLUDES

- Nut Rivet Gun
- 6x Riveter Mandrels
- 6x Nozzles
- 1x Spanner
- 10x M3 Nut Rivets
- 10x M4 Nut Rivets
- 10x M5 Nut Rivets
- 10x M6 Nut Rivets
- 10x M8 Nut Rivets
- 10x M10 Nut Rivets

SP69010

### NUTSERT GUN - LEVER TYPE

- Sets 3, 4, 5 & 6mm rivet nuts
- Easy change mandrels
- Single or two hand operation
- Light weight cast aluminium construction
- 250mm long





# **> RIVETERS**

A rivet is a permanent mechanical fastener. On installation, the rivet is placed in a punched or drilled hole, and the tail is upset, or bucked (i.e., deformed), so that it expands to about 1.5 times the original shaft diameter, holding the rivet in place. A rivet requires a tool that keeps the hat of the rivet firmly pressed against the installation surface while simultaneously pulling the mandrel away from it. Types of Rivet Guns include:

- Hand • Lever • Lattice • Battery • Pneumatic

## **RIVETERS - ONE HAND OPERATION**



**SP69022**

### **RIVETER - 2 JAW LEVER TYPE COMPACT**

**SETS RIVET SIZES**

- Metric: 2.4, 3.2, 4.0 & 4.8mm
- SAE: 3/32", 1/8", 5/32" & 3/16"

- Spring loaded handle for automatic ejection of mandrel
- Smooth, easy one-handed operation
- High grade aluminium construction
- Heavy duty, heat treated chrome steel 2-jaw & jaw case
- 200mm long

**SP69020**

### **RIVETER - 2 JAW LEVER TYPE**

**SETS RIVET SIZES**

- Metric: 2.4, 3.2, 4.0 & 4.8mm
- SAE: 3/32", 1/8", 5/32" & 3/16"

- Suits all materials - aluminium, steel & stainless steel
- Comes with 4 nozzle tips - 2.4, 3.2, 4.0 & 4.8mm
- High grade aluminium die cast housing with carbon steel handle
- Jaws & jaw case are made of heat treated chrome steel

## **RIVETERS - TWO HAND OPERATION**



**SP69040**

### **RIVETER - 3 JAW LATTICE LEVER TYPE LAZY TONG**

**SETS RIVET SIZES**

- Metric: 3.2, 4.0, 4.8, 6.0 & 6.4mm
- SAE: 1/8", 5/32", 3/16", 15/64" & 1/4"

- Suits all materials - aluminium, steel & stainless steel
- Comes with 5 nozzle tips - 3.2, 4.0, 4.8, 6.0 & 6.4mm
- Designed for heavy duty industrial usage
- Slim design for hard to reach riveting applications
- 3 jaw design provides better performance

**SP69030**

### **RIVETER - 3 JAW LEVER TYPE LONG ARM**

**SETS RIVET SIZES**

- Metric: 3.2, 4.0, 4.8, 6.0 & 6.4mm
- SAE: 1/8", 5/32", 3/16", 15/64" & 1/4"

- Heavy duty industrial lever type
- 5 interchangeable nozzles included
- Clever design reduces physical strength required to pop rivets, in-turn reducing energy fatigue
- 3 jaw design provides better performance
- Attached collection bottle

# 09

# SPECIALITY TOOLS

SP SPECIALITY TOOLS ARE THE TOOLS OF CHOICE FOR VEHICLE REPAIR. IT IS OUR PRIMARY GOAL TO MAKE REPAIRS EASIER AND FASTER, THEREFORE MORE ECONOMICAL. TO ACHIEVE THIS WE CONSTANTLY STRIVE TO DEVELOP NEW AND INNOVATIVE SPECIALITY TOOLS TO KEEP PACE WITH AN EVER CHANGING AUTOMOTIVE INDUSTRY.





Polisport

72

GET WELL SOON

MAX LINE  
ON FIRE

POOLCUT  
POOLCUT.COM





## DIGITAL MULTIMETERS



SP62011

### DIGITAL AUTOMOTIVE MULTIMETER

- RPM measurement for 2–10 cylinder automotive engines using the inductive pick-up
- Oversized high contrast 9999 count LCD display with backlight
- 14 functions including DC/AC voltage, DC/AC current (max 20A), resistance, RPM (tach), dwell angle, duty cycle frequency, MS-pulse, temperature ( $^{\circ}\text{C}/^{\circ}\text{F}$ ), capacitance, continuity & diode check
- Read pulse duty cycle & dwell angle for electronic fuel injection feedback carburetors and ignition
- Fused current inputs and overload protection on all ranges
- Measure milliseconds pulse width to test on-time of fuel injectors, idle air control motors & electronic transmission controls
- Data hold and relative functions
- Auto power off
- Auto ranging
- Back light

#### SET INCLUDES

- Digital Multimeter
- Probe Test Leads (Standard to Banana Plug)
- K-type Temperature Probe
- Inductive Pick-up
- 9v Battery
- Canvas Bag

SP62012

### DIGITAL MULTIMETER ELECTRICAL

- 1999 counts digital display
- Safety Design Cat 2
- Back Light
- Data Hold
- Buzzer
- AC/DC Voltage
- DC Current
- Resistance
- Diode Test
- Temperature
- Continuity
- Transistor Test

#### SET INCLUDES

- Digital Multimeter
- Probe Test Leads (Standard to Banana Plug)



SP62015

### DIGITAL MULTIMETER WITH TEMPERATURE GAUGE POCKET SIZE

- 1999 counts digital display
- Safety Design Cat 3 600v
- Non-contact ACV detection
- Data hold
- Auto ranging
- Type K temperature input
- Continuity, diode test, resistance
- Auto power off with low battery indicator

#### SET INCLUDES

- Mini Digital Multimeter
- Probe Test Leads (Standard to Banana Plug)
- K-type Temperature Probe





MMLSP

## MULTIMETER DUAL TEST LEAD SET ALLIGATOR & STANDARD PROBE

### SET INCLUDES

- Alligator Clip Test Lead Set
- Standard Probe Test Lead Set

#### ALLIGATOR CLIP TEST LEAD SET TO BANANA PLUG

- Insulated finger guarded alligator clips for easy application
- Silicon rubber insulated cable - 1m
- CAT III 1000V, 10A

#### STANDARD PROBE TEST LEAD SET TO BANANA PLUG

- Multi-rated probe tips with removable cap (CAT IV 600A) are insulated leaving only 2mm of exposed metal to prevent inadvertent bridging of live conductors and accidental short circuits
- Silicon rubber insulated cable - 1m
- CAT III 1000V, 10A



SUITS ALL SP MULTIMETERS

SP62016

## DIGITAL MULTIMETER PROFESSIONAL TRUE-RMS HIGH SAFETY DELUXE

- 6000 digital backlit HD display
- CAT IV 600 V safety category
- Frequency and temperature measurement
- Voltage, resistance, continuity, capacitance measurement
- AC/DC current measurement, max. 10A current
- Diode test, data hold
- Data hold
- Automatic switch-off
- AC precision 1%
- DC precision 0.5%



SP62018

## 1000V INSULATION METER PROFESSIONAL HIGH SAFETY DELUXE

The SP62018 can provide special help when working with current. In insulation test, it can use 125v, 250v, 500v and 1000v as the source for the test and in each range, it can provide more than 1mA of current to power the capacitance load. With the auto-range function, it can measure up to 4000 MegaOhm with the resolution of 1Kohm.

- 1mA test current for MegOhm range at specified voltage
- Complies with IEC10101, CATIII 1000V
- Detection live circuit prevents insulation test if voltage >30V is detected for extra user protection
- Large dual display with analogue bargraph & illumination
- Test hold & lock function for easy operation
- Automatic discharge of capacitive voltage for extra user protection
- Overrange indication
- Includes batteries, test leads and carrying case



## THERMOMETERS

SP62020

## INFRARED THERMOMETER LASER GUIDED

- Dual laser technology (twin dots)
- Rapid detection function
- Precise non-contact measurements
- Automatic data hold
- °C/°F switch
- Unique flat surface, modern housing design
- Emissivity digitally adjustable from 0.10 to 1.0
- Max temperature displays
- Backlit LCD display
- Automatic selection range & display resolution 0.1°C (0.1°F)
- Trigger lock
- Set high & low alarms

### APPLICATIONS

- Plant/general maintenance
- HVAC/R
- Transportation/automotive
- Cooling & reheating
- Service areas
- Food service equipment
- Cold storage



## TACHOMETERS

SP62030

## TACHOMETER LASER ACTUATED

- Non contact measurement of RPM
- RPM range 2.5 – 99,999
- Instant and total RPM function
- Memory function
- 50mm – 2000mm range with reflective tape
- Accuracy +/- 0.05%
- Requires 4x 1.5v AA Batteries



# ELECTRICAL DIAGNOSTIC

## ACCURATE DIAGNOSTIC TOOLS FOR ANY VEHICLE

Diagnosing vehicle problems used to be a guessing game. Today that's no longer necessary. SP Tools provides a wide range of diagnostic tools that mechanics can use to get accurate information on the problem in any vehicle.

SP61170

MULTI-FUNCTION

## SMART TOOL

WITH WIFI & BUILT-IN PRINTER

SUPPORTS THE FULL SYSTEM AND FULL FUNCTION DIAGNOSIS OF MORE THAN 100 CAR BRANDS AROUND THE WORLD

The SP Smart Tool is a multi-function Android tablet based scan tool with an easy to use and understand user interface, capable of running sophisticated whole system diagnosis on more than 100 car brands from Europe, America, Asia and China and offers support to more than 20 common maintenance special functions, CAN FD, DoIP and various diagnosis protocols. Combining multiple professional tools into one, this SP Smart Tool is an essential tool for any modern professional workshop. The built-in printer allows technicians to print out hard copies of test reports on the go and the massive 64GB of on-board storage allows users to save test reports for later viewing and comparison.

# 5 TOOLS IN 1



BATTERY



TPMS



DIAGNOSE



PRINTING



VIDEOSCOPE\*  
(OPTIONAL)

\* Note: Videoscope not included, available as SP61173



## BATTERY ANALYSER

- Two test modes - Out-of-car Inspection and In-car Inspection
- Analyses battery health and calculates the actual cold starting ability of the battery
- Battery bar code scanning for rapid test setup
- Battery matching enables you to perform a resetting operation on the monitoring unit of the vehicle's battery, in which the original low battery fault information will be cleared and battery matching will be done
- Test results based on CA, CCA, BCI, MCA, JIS, SAE, EN, GB, DIN & IEC standards
- Built-in printing functionality provides instant hard copy test results

## TYRE PRESSURE MONITORING SYSTEM (TPMS)

Provides the ability to activate most OEM/Universal TPMS sensors, reprogram sensor IDs, retrieve/clear TPMS DTCs and relearn sensors, helping technicians quickly find out faulty TPMS and turn off MILs

## DIAGNOSE VEHICLE ELECTRONIC CONTROL UNITS

- Connects via DLC (Data Link Connector) and quickly accesses all the electronic control units of the vehicle and generates a detailed report about vehicle health
- Compare pre- and post- repair reports and easily identify which DTC's are cleared and which remain unfixed
- Reads and clears generic and manufacturer specific diagnostic trouble codes (DTC's) and turns off check engine light
- Identifies which systems are installed on the vehicle
- Views and captures (records) real-time Live Data and saves the data in text format
- 3 Types of display modes available for data viewing, allowing you to view various types of parameters in the most suitable way - Text in list format, waveform graphs or in a merged graph for easy data comparison
- Update vehicle diagnostic software and APK
- Able to record diagnostic data that can serve as valuable information to help you in troubleshooting vehicle problems
- Able to run actuation test to access vehicle-specific subsystem and component tests

## VEHICLE MAINTENANCE

This module provides an easy dial to quickly access the most commonly performed service functions as follows:

- |   |                          |
|---|--------------------------|
| • Oil Reset Service                               | • Gearbox Matching       |
| • Electronic Parking Brake Reset                  | • Sunroof Initialization |
| • Steering Angle Calibration                      | • Suspension Calibration |
| • ABS Bleeding                                    | • EGR Adaption           |
| • Gear Learning                                   | • Windows Calibration    |
| • IMMO Service                                    | • Seats Calibration      |
| • Injector Coding                                 | • Tyre Reset             |
| • TPMS (Tyre Pressure Monitor System) Reset       | • Language Change        |
| • Battery Maintenance System (BMS) Reset          | • A/F Reset              |
| • Diesel Particulate Filter (DPF) Regeneration    | • Coolant Bleed          |
| • Electronic Throttle Position Reset              | • Transport Mode         |
| • AFS (Adaptive Front-lighting System) Reset      | • NOx Sensor Reset       |
| • AdBlue Reset (Diesel Engine Exhaust Gas Filter) | • Stop/Start Reset       |

## OPTIONAL VIDEOSCOPE ACCESSORY

- With forward and side facing cameras this probe allows technicians to quickly and easily inspect engine and vehicle components, without major disassembly.

\* Note: Videoscope not included, available as SP61173



IN-CAR BATTERY TESTING



EMAIL OR PRINT RESULTS



CONNECTS TO WIFI

64 GB

ON-BOARD STORAGE

4 GB

MEMORY



6" TOUCH SCREEN



ALL HOUSED IN A HEAVY DUTY BLOW MOLD CASE

- SP Smart Tool
- Diagnostic cable - DLC
- Battery cable clamps
- USB Type-C cable
- 12v auxiliary power outlet cable
- OBD I adaptor box
- Non-16pin adaptor cable kit

SP61173

## VIDEOSCOPE

### SP SMART TOOL ATTACHMENT

SUITS SP SMART TOOL - SP61170

- Dimmable front & Side Camera Lights
- Camera Diameter: 5.5mm
- View Angle: 60°
- Resolution: 1280x720Frame Rate: 30fps
- Flexible Camera Tube Length: 1m



## TURN YOUR SP SMART TOOL INTO A VIDEOSCOPE

With forward and side facing cameras this probe allows technicians to quickly and easily inspect engine and vehicle components, without major disassembly



5.5mm Dia.

## TIMING LIGHTS

SP62042

### TIMING LIGHT PROFESSIONAL

- 4 function digital display readout and easy to read backlit LCD
- Heavy duty inductive pick-up and clamps
- One handed operation
- Detachable leads for easy replacement and use
- Protective hand guard for added safety
- Rotating barrel for better aim at timing mark and LCD viewing angle
- Patented Skip circuitry - Tests up to 10,000 RPM
- Easy access slim-line barrel
- Optical correct lens
- Shock resistant boots

- Tachometer: 249 to 9,990 RPM (+/-1% accuracy)
- Advance degrees (2 and 4 cycle DIS and conventional): 0° to 90° (+/- 5° accuracy)
- Dwell: 0° to 180° /2-12 cylinders (+/-1% accuracy)
- Voltage: 10 to 16 volts DC (+/- 1% accuracy)



## BORESCOPIES

SP70935

### VIDEO BORESCOPE 6MM CAMERA HIGH RESOLUTION

- 3.2" colour TFT LCD screen
- 1m long flexible, waterproof gooseneck imager head that easily performs visual inspections in hard to reach areas
- High visibility and 10° adjustable LED lighting
- Camera and video function supports audio and video recording
- Allows user to view image on LCD monitor and displays the current time and date
- Support SD memory card extension with built-in 75mb flash capacity
- Menu with multi-national languages
- Display resolution: 320 x 240px
- Video format: MPEG4/3GP/AVI/ASF
- Photo format: JPEG

HIGH RES COLOUR  
SCREEN





## SCANNER CODE READERS



READ AND CLEAR GENERIC DIAGNOSTIC TROUBLE CODES (DTC'S) AND TURN OFF CHECK ENGINE LIGHT



CHECK ENGINE

SERVICE

SP61150

### SCANNER CODE READER CAN OBDII/EODB

- Covers OBDII compliant vehicles: Made in USA from 1996 on; Made in Europe petrol 2001 on & diesel 2004 on; Made in Australia or New Zealand from 2006 on. \*\* NOTE- Japanese cars require JOBD \*\*
- Reads and clears generic and manufacturer specific diagnostic trouble codes (DTC's) and turns off check engine light
- Supports multiple trouble code requests: Generic codes, pending codes and manufacturer specific codes
- Code definitions are displayed on unit screen
- Reviews the emission readiness status of OBDII Monitors
- Determines malfunction indicator lamp (MIL) status
- Retrieves VIN (Vehicle Identification No.) on 2002 and newer vehicles that supports Mode 9
- Reviews the live data on unit screen
- Easy to use with one plug in, highly reliable and accurate
- Stand-alone unit with no need for an additional laptop/computer to operate
- Small in size and comfortably fits in the palm of your hand
- Unit updates via internet by USB cable
- Software CD with over 10,000 DTC definitions included
- No batteries needed as the unit is powered via OBD2 cable

SP61155

### SCANNER CODE READER CAN OBDII/EODB/JOBD

- Covers OBDII compliant vehicles: Made in USA from 1996 on; Made in Europe petrol 2001 on & diesel 2004 on; Made in Australia or New Zealand from 2006 on. (Including the CAN, J1850 PWM, J1850 VPW, ISO9141 and KWP2000 protocols)
- Compliant with OBDII 16 PIN Toyota, Honda, Daihatsu, Mitsubishi, Mazda, Nissan, Suzuki & Subaru
- Reads and clears generic and manufacturer specific diagnostic trouble codes (DTC's) and turns off check engine light
- Wider vehicle coverage with CAN protocol support
- Supports multiple trouble code requests: Generic codes, pending codes and manufacturer specific codes
- Code definitions are displayed on unit screen
- Reviews the emission readiness status of OBDII Monitors
- Determines malfunction indicator lamp (MIL) status
- Retrieves VIN (Vehicle Identification No.) on 2002 and newer vehicles that supports Mode 9
- Reviews the live data on unit screen. Review live data graph with four items in one screen
- Stand-alone unit with no need for an additional laptop or computer to operate
- Small in size and comfortably fits in the palm of your hand
- Unit updates via internet by USB cable
- Software CD with over 10,000 DTC definitions included
- No batteries needed as the unit is powered via OBD2 cable
- 2.8" TFT colour screen displays more information on screen



LARGE COLOUR SCREEN



ENSURE YOUR VEHICLE IS COMPATIBLE BEFORE PURCHASE

Head over to the SP Tools Website for a list of known CAN OBDII/EODB & CAN OBDII/EODB/JOBD compliant vehicles, if your vehicle is not on the list or you are unsure, contact your vehicle manufacturer or dealership to find out.

[WWW.SPTOOLS.EU](http://WWW.SPTOOLS.EU)

SEARCH BY PART NUMBER SP61150 & SP61155

Software available through support tab.

## STETHOSCOPE



SP62001

### MECHANICS STETHOSCOPE

- High grade instrument made from quality materials
- Metal ear piece and thick flexible tubing
- Quality diaphragm assembly
- Assists in locating abnormal mechanical sounds within a component
- Ensures targeted sounds are transmitted clearly
- Minimises phantom and background noises
- A probe length of 285mm and tube length of 600mm
- Extra reach when working in confined areas
- An essential diagnostic tool for fault finding in vehicle engines and engine bays, under-body, transmissions, differentials & bearings

## PRESSURE & VACUUM DIAGNOSTIC PUMPS



REAR MOUNT GAUGE  
Optimum viewing angle

QUICK TWIST SWITCH  
Switch between pressure  
& vacuum modes

QUICK CONNECT  
HOSES

SP80020

### DIAGNOSTIC PUMP KIT - DUAL MODE 2 WAY - QUICK SWITCH

- High quality diagnostic tool
- 2-Way pressure and vacuum test functions
- Patented design - Intuitive rotary dial mode switch - Pistol grip with lever
- High volume efficiency in both pressure and vacuum modes
- Manufactured from reinforced composite materials - Very high strength - High impact resistance - Excellent chemical resistance
- Integrated rear mount gauge - Optimum viewing angle - Maximum impact protection
- High quality silicon material hoses with quick couple hose fittings - Quick hose interchange - No leaks under vacuum or pressure
- Housed in heavy duty blow mould storage case

#### DUAL MODE PRESSURE AND VACUUM FUNCTIONS:

##### PRESSURE MODE:

- Monitor turbo charger boost pressure
- Test and adjust turbo charger waste gate actuators
- Test pressure operated central locking systems
- Test fuel tank vent valves
- Test one way valves
- Diagnose small engine faults

##### VACUUM MODE:

- Test EGR valve
- Test fuel pressure regulator
- Test map sensor
- Test thermal vacuum switches
- Test electric vacuum switches
- Test one way valves
- Test HVAC valves
- Test automatic transmission modulator valve
- Test central locking systems



Housed in  
heavy duty  
storage case



## AUTO ELECTRICAL

Auto electrical tools are used to test, diagnose and repair electrical circuits in automotive 12 & 24 volt electrical systems.

SP Tools provides a range of high quality circuit testers, ignition tests and repair tools to solve any electrical problem a mechanic may find.

### CIRCUIT TESTERS

SP61014

HEAVY DUTY

#### CIRCUIT TESTER - LONG PROBE 6 TO 24V

- Tests 6, 12 & 24 Volt electric circuits
- Heavy duty design and construction
- Sharp, extra long, insulated probe for access to hard to reach circuits
- Handle lights up if the circuit is good
- New coil cord design for ease of use
- Spring relief cord stretches to 3600mm (3.6m)
- Leads remain flexible in low temperatures
- Heavy duty insulated alligator clip



T861010

#### CIRCUIT TESTER - 888 SERIES 6 TO 24V



- Check 6-24 Volt systems
- Professional quality tester with solid brass body housing and test light
- Globe illuminates to indicate active power
- Insulation piercing contact point with protective brass screw cap
- Supplied with 850mm of insulated cable with crocodile clip
- Suitable for automotive or marine use



SP61017

HEAVY DUTY

#### CIRCUIT TESTER - DIGITAL DISPLAY 3 TO 48V

- Tests 3-48 Volt electric circuits
- Heavy duty design and construction
- Sharp, extra long, insulated probe for access to hard to reach circuits
- Digital LCD display provides a fast and accurate reading
- Dual color LED indicates: Red for power, green for ground
- New coil cord design for ease of use
- Lead remains flexible in low temperatures



SP61018

HEAVY DUTY

#### CIRCUIT TESTER - CORDLESS 3 TO 30V

- Suitable for testing DC circuits with a voltage between 3 and 30 Volts
- No ground or clip necessary - simply touch something that acts as a ground (bare metal part on a car) and use the probe to test for power
- Bi-directional polarity testing: Power and Ground
- Dual colour LED indicates: Red for power, green for ground on 6V, 12V and 24V systems
- Compact size for ease of use in confined areas
- Computer safe



## CIRCUIT TESTERS CONTINUED



SP61012

### CIRCUIT TESTER - CAR AND TRUCK 3 TO 48V

- Tests 3-48 Volt electric circuits
- Circuit tester with test lead for either passenger car or trucks
- LED display shows polarity
- Safe to use with electronics
- Extra long lead - 850mm (0.85m)



SP61015

### CIRCUIT TESTER - HYBRID VEHICLE 12 TO 42V

- Compatible with current 12V system plus newer 42V system
- Safe for low current circuits since tester only draws 3 milliamps at 12V
- Automatic voltage identification with blue for 12V and red 42V systems
- Two super-bright LED's for visibility under all conditions
- Crystal-clear handle provides 360 visibility, even in bright light
- Spring relief cord stretches to 3000mm (3.0m)

## CURRENT TESTERS

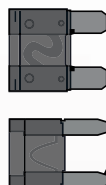


### CURRENT TESTERS - DIGITAL AUTOMOTIVE

- Tests circuit current up to 30Amps
- Design allows for easy connection into fuse Sockets
- Maintains fuse protection while connected
- Resolution .1A (100 milliamps), accuracy +2

AVAILABLE IN 2 OPTIONS

BLADE TYPE	MODEL
30A Standard-Blade	SP62008
30A Mini-Blade	SP62009



## MEMORY POWER SUPPLY

SP61054

### MEMORY POWER SUPPLY

- Retains setting of computers, radios, clocks, etc. when battery is disconnected
- Attaches to 9 volt battery
- Plugs into cigarette lighter socket





## SOLDERING KIT

SP32290

### SELF-IGNITING PROFESSIONAL GAS SOLDERING/TORCH KIT

- Professional self-igniting cordless butane gas soldering iron with interchangeable tips to suit most soldering applications
- Ideal for various applications in automotive repairs, electrical/electronic circuit repair, light gauge welding, brazing and jewellery industries.
- Lightweight and compact design, all neatly stored in heavy duty x-case.
- Fast heat-up for increased productivity with a 70 minute continuous use run time
- Can be used as a blow torch

#### KIT INCLUDES

- Refillable butane gas soldering iron
- Lead free soldering wire in dispenser
- Cleaning sponge
- Heat insulated protective head cap
- Deflector attachment
- Standard Tip
- Anvil Tip
- Chisel Tip
- Knife Tip
- Needle Tip



## WIRE STRIPPERS & CRIMPERS



SP32278

### AUTOMATIC WIRE STRIPPERS

- 200mm (8") Automatic wire stripper with crimper features
- Strips and cuts cable or wire 24-10 AWG (0.2 to 6.0mm)
- Provides effortless cable stripping, wire cutting & crimping
- Adjustable stopper for quickly setting the length of stripping wire
- Spring-loaded return for quick repetitive use
- Ergonomic comfort-grip handle
- Insulated: AWG: 10-22 (0.5-6mm<sup>2</sup>)
- Non Insulated: AWG: 12-10, 16-14, 22-18 (4-6, 1.5-2.5, 0.5-1mm<sup>2</sup>)



SP32287

### QUICK CHANGE RATCHET CRIMPER KIT - 4 PIECE

- Ideal for any crimping Job
- Kit comes with dies to suit insulated terminals, non-insulated terminals & spark plug connectors.
- Dies quickly slide in and slide out
- Quick release action
- Ratchet function
- Supplied with storage pouch



SP32282

### CRIMPING TOOL AND WIRE STRIPPERS INSULATED

- 225mm (8.8") Automatic wire stripper with crimper features
- 4.0mm Insulated & Open Barrel
- Terminal Crimper
- Wire cutter: 1.25, 2.0 & 5.5mm
- ISO: M2.6, M3, M3.5, M4 & M5,
- Wire stripper: 0.75, 0.9, 1.25, 2.0, 3.5 & 5.5mm



SP32286

### RATCHET CRIMPER 0.5 - 6MM

- 220mm (8.5") hand ratchet crimper for pre-insulated terminals
- Quick release action
- Crimping range: 0.5 - 6mm<sup>2</sup>
- Crimping type: Quad-point crimping
- Crimping Capacity: Insulated AWG: 10-22 (0.5-6mm<sup>2</sup>)
- Ergonomic comfort-grip handle


# BATTERY TOOLS

Car batteries are an essential part of any vehicle electrical system. Battery service tools are equally essential. SP Tools provides all the tools you need to test, charge or replace an automotive battery. Batteries will always fail at the most inconvenient time, so battery service saves both money and time for both consumer and the automotive workshop.

## MULTI-VOLT SMART BATTERY CHARGERS

### SP'S RANGE OF SMART CHARGERS ALL FEATURE

- Built-in microchip charging control and monitoring system
- Zero volt minimum start – can charge a completely flat battery
- Optimally designed charging cycle designed for Lead Acid / AGM, Gel, & Lithium, starting and deep cycle batteries
- Automatic adjustment of charging voltages according to environmental temperature
- Overcharge protection, protecting the battery from damage due to overcharging
- Reverse polarity, short circuit, overload and high temperature protection
- Battery Testing function while charging (faulty batteries cause the full battery bar display to flash).



SP61075

### SMART CHARGER - 8 STAGE 3.5 AMP

- Current Output: 3.5 Amp
- Output Voltage (Nom): 6 & 12 Volt
- Battery Type Supported:  
LEAD ACID | AGM | LITHIUM
- IP60

#### INCLUDES QUICK CONNECT HARNESS

- Easily switch between using battery clamps and terminal ring quick connect harness
- Ideal for attaching to boat, motorbike or lawnmower batteries to eliminate removing the battery everytime it needs to be charged



### AUTO MULTI-STAGE

SP61086

### SMART CHARGER - 8 STAGE 26 AMP

- Current Output: 4, 12 & 26 Amp
- Output Voltage (Nom): 6, 12 & 24 Volt
- Battery Type Supported:  
LEAD ACID | AGM | GEL | LITHIUM
- Automatic Voltage Recognition - Charger will automatically recognise the connected batteries voltage and enter into charging state in seconds
- Engine Start Assist - Aids in starting vehicles with flat batteries
- Cooling Fan





## 8 STAGES OF SMART CHARGING ➤

### STAGE 1 – “DESULPHATION”

In this initial start-up stage, a high frequency voltage pulse (0.5 sec) assists in “waking up” a deeply discharged battery. This method of pulse charging can also help to reduce build-up of sulphate crystals that may have formed on the battery plates during the time it was discharged. Pulse of 500ms on & 800MS off at 50% of maximum current output for 3 minutes, if the voltage of the battery is > 4 Volts, then the charger progresses to the next stage.

### STAGE 2 – “SOFT START”

After the battery is connected, most conventional “Smart” Battery Chargers will immediately apply a high charging voltage and current output. This creates a large amount of gas and heat from the battery and when the consistency of the battery electrolyte / state of cell charge is uneven - (from time to time the consistency of the battery electrolyte can be uneven from daily use) - a full load charging characteristic can result in a period of potentially damaging overcharging. The Soft Start function eliminates this situation by starting the charging process slowly and softly, battery electrolyte and cell charge is able to even out, before receiving the main bulk charge. This significantly improves the battery charging capability and reception.

### STAGE 3 – “BULK”

This is the main hard charging stage, where the charger will operate at the maximum rated current output, until the battery reaches a pre-set voltage determined by the battery type selection. Charging time period is determined by the capacity and charge state of the battery.

### STAGE 4 – “ABSORPTION”

After the Bulk stage, the charger will automatically begin to reduce its current output depending on the charge acceptance of the battery, while maintaining a constant voltage (determined by the battery type selection - 14.3V GEL / 14.8V Lead Acid, AGM / 15.6V Calcium). When the current reduces to a predetermined threshold level charging will automatically halt, allowing the analysis stage to be performed.

### STAGE 5 – “ANALYSIS” (Testing the battery while charging)

After the Absorption charging state, the battery charger will start the “Analysis” stage and will stop charging the battery for 1 minute. At this point, if the battery voltage is sensed at below 12.6V, the battery alarm and faulty battery indicators and alarm will sound. If the battery voltage is equal to or above 12.6V, the next Boost stage will start.

### STAGE 6 – “BOOST”

After successfully analysing the battery condition, the charger will enter the Boost charge stage, which will charge at a slightly higher voltage ensuring the battery attains a 100% full charge. The current output is limited at 25% of the maximum rated charger output. When the current drops to the pre-set level or a maximum of 15 minutes is reached the charger will enter the last float charge stage.

### STAGE 7 – “FLOAT”

When the charger has finished the Boost stage the Float stage will set its output voltage at 13.3V Gel, 13.7 Lead Acid / AGM or 13.8V Calcium when the charging current gets to <1.2A or a maximum time of 2 hours is reached then the charger will progress to the next stage. If a load is applied and the battery voltage drops to < 12.4 Volts the charger will return and restart from the Absorption stage.

### STAGE 8 – “MAINTAIN”

This final stage regulates the fully charged battery. A small pulse charge is applied at 1Hz at a voltage of 13.3V to maintain the battery at its fully charged state and ready to be used at any time. If a load is applied to the battery and the battery voltage drops below 12.4 volts, the charger will restart from the Absorption stage.

#### WARNING:

Batteries contain corrosive liquid. Always wear approved gloves and goggles when handling batteries or battery acid. If battery acid contacts skin, wash off immediately and contact a doctor for further advice.



**BATTERY ANALYSERS**

SP61065

**BATTERY ANALYSER - PREMIUM WITH BUILT-IN PRINTER**

- Built-in printing functionality provides instant hard copy test results
- Auto-saving function ensures the latest test results are automatically saved for reviewing
- Tests batteries & charging/starting systems
- Easily adjustable date/time printing mode
- Extremely simple interface provides quick & easy battery analysis
- Circuit protection provides the analyser with reliable protection against short circuiting
- Reverse polarity connection protection ensures reverse connection will not damage the tester or affect the vehicle and battery
- Measurement Range: Cold Cranking Amps (CCA) 100-2000

- BATTERY ANALYSIS
- BUILT-IN PRINTER
- AUTO SAVING
- ADJUSTABLE SETTINGS
- CIRCUIT PROTECTION
- POLARITY PROTECTION



HOUSED IN HEAVY DUTY STORAGE CASE



**SET INCLUDES**

- Premium 12v Battery Analyser
- Thermal Paper Rolls x3
- USB Cable



## CONTINUED **BATTERY ANALYSERS**



**SP61062**

### **BATTERY ANALYSER - DELUXE/ CHARGING SYSTEM TESTER/ CRANKING SYSTEM TESTER**

- Suitable to test all 12V automotive starting batteries, including ordinary lead acid battery, AGM flat plate battery, AGM spiral battery, and Gel battery, etc.
- Simple and easy to use
- Tests batteries on and off the vehicle
- Accurate results in milliseconds
- Battery life analysis
- Slim-line design with large easy to read LCD display
- Test results based on CA, CCA, BCI, MCA, JIS, SAE, EN, GB, DIN & IEC standards
- Multilingual interfaces
- Vehicle cranking system test - cranking time, voltage & status
- Vehicle charging system test - load voltage, unloaded voltage, ripple status & charging system status
- Digitally store the test results - printing capability

**SP61060**

### **BATTERY ANALYSER**

- Suitable to test all 12V automotive starting batteries, including ordinary lead acid battery, AGM flat plate battery, AGM spiral battery, and Gel battery, etc.
- Directly detects bad cells by measuring internal resistance
- Accurately test a battery with low voltage, no need to fully charge before testing
- Displays the actual cold cranking amps (CCA) capability of a vehicles starting battery and the health state percentage of the battery itself
- Measurement Range: Cold Cranking Amps (CCA) 100-2000

## **FLUID TEST TOOLS**

**SP61002**

### **BATTERY FLUID HYDROMETER**

- Test specific gravity of battery fluid
- Floating module indicator specific gravity charge
- One piece rubber bowl
- Flexible neoprene tip



**SP61005**

### **HAND-HELD REFRACTOMETER**

- Accurate concentration check of battery fluids, antifreeze liquid & cleaning fluids
- Suitable for ethylene & propylene glycol coolants
- Ethylene Glycol: -60°C- 0°C
- Propylene Glycol: -50°C- 0°C
- Battery Fluid: 1.15 – 1.30 Specific Gravity
- Automatic temperature compensation
- Easy to read scale
- Includes sturdy storage case



## JUMP STARTERS - POWER BANKS



SP61071

### LI± POWER BANK JUMP STARTER 700A

- The portable power supply for any job - Jump starts any car, truck or motorcycle. Power or charge 12v accessories and any USB 5v electronics. Pack includes 14 interchangeable tips and cords to connect to most electronic devices, as well as mini-jumper clamps, all in one convenient carry case.
- 12v 250 - 700AMP Jump start (Petrol engines up to 5L V8 & Diesel up to 3L) (approx. double normal laptop battery life)
- 12v Port for powering or charging 12v accessories
- 5v USB Port for charging mobile phones, tablets & cameras (approx. 4 full mobile phone charges per charge)
- High power LED flashlight with strobe & SOS flash patterns
- Lithium-Ion Battery - Holds charge longer
- Built in battery management system
- Low voltage warning/low voltage shut down
- Reverse polarity indicator and alarm
- Short circuit and overload protection for jumper & USB
- Built-in over charge/discharge circuit protection
- Capacity: 15,000mAh
- Power: 55.50Wh
- Jump Starter Current: 250-800A
- Peak current 700A
- Weight: 610g



#### SET INCLUDES

- Mini power bank unit
- Jumper cables
- 12V10A DC adapter cable
- USB to various electronic device input connectors
- 12v car charger
- Charger
- Storage case

SP61097

### 4300A 12V/24V JUMP STARTER

<b>4300A</b> PEAK AMPS	<b>JUMP START</b> • ALL 12V PETROL ENGINES • 12V DIESEL ENGINES UP TO 10L • 24V DIESEL ENGINES UP TO 6L	<b>12v/24v</b> MULTI-VOLT
---------------------------	--	------------------------------

**EXTREME JUMP STARTING POWER**

#### SPECIFICATIONS

- Current Peak: 4,320 Amps
- Voltage: 12V , 24V
- Starting Capacity: All 12V Petrol engines
- 12V Diesel engines up to 10L
- 24V Diesel engines up to 6L • Battery: Li-ion 36000mAH (133.2Wh) 30/120C
- Input: 13.8V 2A • DC Output: 12V
- USB Output: 5V
- 24V 2.1A

#### FEATURES

- Compact, high density 4,300A portable jump starter and power bank, capable of supplying a huge amount of power in a very short time to start all 12V petrol engines, 12v diesel engines up to 10 litres and 24V diesel engines up to 6 litres.
- Large capacity onboard Lithium-ion power bank allows you to power or charge your low voltage smartphones, tablets and similar USB devices on the go.
- Built-in ultra bright LED light strip with five light modes, including emergency strobe and SOS.
- Heavy duty jumper cable and clamps which store away neatly on the on-board storage system
- Battery management system with rapid recharge - fully charged within 8 hours
- Safe and easy to use with automatic short circuit, overload, over charge, over-discharge circuit protection and reverse polarity indication





## START BOOSTERS 12V/24V

SPJS-20

### 12V/24V START BOOSTER AGM 5000A STARTING POWER

- Designed for starting 12V and 24V Cars & Trucks
- Can also be used as a 12V power source or memory backup
- Fully insulated professional brass terminals with integrated fuse in the positive terminal
- 2 x high-efficiency 22Ah AGM batteries
- Can also be used to test the vehicle alternator
- 0/12/24V switch for non-sparking connection
- Digital voltmeter
- Weight: 20.3 KG
- Cable length: 160cm
- Cable diameter 50mm<sup>2</sup>
- Voltage selection switch (OFF / 12V / 24V)
- Reverse polarity alarm
- Charger with automatic cut-off



SPJS-10

### 12V/24V START BOOSTER LITHIUM 4400A STARTING POWER

- Equipped with two lithium-ion batteries (LiFePO<sub>4</sub>), each with a capacity of 96Wh
- Compact and lightweight design
- Fully insulated professional brass terminals with integrated fuse in the positive terminal
- Digital voltmeter
- Weight: 10.4 KG
- Cable length: 160cm
- Cable diameter 50mm<sup>2</sup>
- Voltage selection switch (OFF / 12V / 24V)
- Reverse polarity alarm
- Charger with automatic cut-off
- 0/12/24V switch for non-sparking connection

# SENSOR SOCKETS

SP64065

## SENSOR SOCKET SET 7 PIECE

- Window in socket allows the wires attached to the sensors to be bypassed, eliminating wire damage
- Applications include: Mitsubishi, Nissan, GM and the Volkswagen Audi Group
- For heated & non-heated lambda sensors
- Contained in heavy duty storage case with EVA foam tray

### SET INCLUDES

- 29mm pressure/vacuum switch socket
- 7/8" vacuum switch socket
- 27mm oil pressure sending unit socket
- 1" & 1-1/16" oil pressure sending unit socket
- Long oxygen sensor socket - 22mm
- Short oxygen sensor socket - 22mm



SP64060

## 3/8" DR OXYGEN SENSOR SOCKET 22MM

- 3/8" Dr x 22mm
- Window in socket allows the wires attached to the sensors to be bypassed
- Common 6 point socket fits most oxygen sensors
- Applications include: Mitsubishi, Nissan, GM and the Volkswagen Audi Group
- For heated & non-heated lambda sensors



SP64061

## 3/8" DR OXYGEN SENSOR SOCKET 22MM OFFSET

- 3/8" Dr x 22mm
- Window in socket allows the wires attached to the sensors to be bypassed
- Offset drive accesses sensor from the side, eliminating wire damage
- Common 6 point socket fits most oxygen sensors
- Applications include: Mitsubishi, Nissan, GM and the Volkswagen Audi Group
- For heated & non-heated lambda sensors





## ENGINE SERVICE

From an engine service to an engine rebuild, we have the specialised service tools required to save time and money when performing these repairs. SP Tools provides tools for all major and minor engine service and repairs.

### PETROL



SP66060

#### VACUUM/FUEL PUMP TESTER KIT

- Check for leaking or defective parts in vacuum systems & mechanical fuel pumps
- Thick rubber bump guard
- Clear and easy to read gauge design

#### MEASURES

Engine Vacuum:

- 0-30 in-Hg
- 0-700 mm-Hg
- 0-100 KPA

Fuel Pump Pressure:

- 0-10 PSI
- 0-700 g/cm<sup>2</sup>
- 0-70 KPA

### DIESEL



SP66084

#### DIESEL INJECTOR SEAT CLEANER SET 7 PIECE

- Set of five diesel injector seat cleaners, centering pilot and t-handle
- Used to clean/de-carbonise injector seats when changing injectors
- Centring pilot: 7mm
- Various vehicles: 15mm
- Delphi/Bosch injectors: 17 x 17mm (BMW, PSA, Renault, Ford)
- Bosch injectors: 17 x 19mm (Mercedes CDI)
- Angled: 17 x 17mm (Mercedes CDI)
- Angled: 17 x 21mm (Fiat, Iveco)
- All housed in a marked EVA foam tray and heavy duty blow mould storage case

### PETROL COMPRESSION TESTERS



SP66023

#### PETROL COMPRESSION TESTER

- 2.5" gauge with dual scale: 0-300psi, 0-21kg/cm<sup>2</sup>
- Pressure relief valve allows repeated on-vehicle test
- Includes multiple adaptors to fit most applications

## PETROL COMPRESSION TESTERS



SP66024

### PETROL COMPRESSION TESTER HEAVY DUTY

- Professional petrol engine cylinder compression tester to suit all petrol vehicles from 0-300psi (0 to 21kg/cm<sup>2</sup>, 21bar & 2100kpa)
- Provides fast and accurate readings in cylinder bores, head gaskets, valves and piston rings
- Assembles to form either push-in or screw-in type testers: Screw-in adaptors for cars (M14/M18), Straight pressure tube with universal rubber cone fitting for fast push in testing
- Easy to read dual scale gauge with quick connect, drain valve and colour coated quadruple calibrations
- All housed in a heavy duty blow mould storage case

#### SET INCLUDES

- Compression tester gauge: 0-300psi (21kg/cm<sup>2</sup>, 21bar & 2100kpa)
- Straight 150mm/6" pressure tube with rubber cone fitting
- Flexible extension hose: 330mm/13" with quick connect fitting
- Adaptor M14/M18

## DIESEL COMPRESSION TESTERS

SP66038

### DIESEL COMPRESSION TESTER SET DELUXE

- Comprehensive test kit for both direct & indirect diesel injected cars
- Simple and easy to use
- Checks engine compression under cranking conditions
- Small profile, quick coupling adaptors for speed & security
- Built-in pressure relief valve enables repeat tests without dismantling
- Flexible hose (355mm) gives access to restricted plug & injector ports
- Dual scale 80mm gauge 0-1000 psi and 0-70 Bar
- All housed in a EVA foam tray and heavy duty blow mould storage case





## LEAK DETECTOR AND CRANK STOPPER

SP66027

### CYLINDER LEAK DETECTOR & CRANK STOPPER

- Pinpoints low compression cause i.e. burnt valves, worn rings, etc.
- Crank stopper locks engine in place to facilitate installation of timing belts & removal of harmonic balance pulleys
- Supplied with 14mm adaptor, 14mm deep adaptor & 18mm adaptor
- Gauges show % of cylinder leakage & cylinder pressure
- Suitable for use on any petrol engine with 14 or 18mm spark plugs
- All housed in a EVA foam tray and heavy duty blow mould storage case



## OIL PRESSURE TESTERS

SP66070

### ENGINE OIL PRESSURE TESTER DELUXE

- Professional engine oil pressure tester to suit cars and trucks from 0-300psi (0 to 21kg/cm<sup>2</sup>, 21bar & 2100kpa)
- Provides fast and accurate readings
- Easy to read 2.5" dual scale gauge with quick connect, drain valve and colour coated quadruple calibrations
- Complete with 24" (600mm) of oil proof hose with 1/8" NPT
- Fitted with quick connect coupling to allow for fast adaptor changes
- Includes 1/4" NPT, 3/8" NPT, 1/2 BSP, M10x1.0, M12x1.5, M14x1.5, elbow adaptors & 50mm nipple
- All housed in a heavy duty blow mould storage case



## PISTON RING COMPRESSOR

### PISTON RING COMPRESSORS

- Available in 2 sizes: 50-125mm & 75-175mm
- Compresses piston rings for easy installation
- Self locking ratchet
- Supplied with tightening arm
- Double band adjustable tensioner



SIZE

50 - 125mm

MODEL

SP66020

## ENGINE CYLINDER HONES



SP63037

### ENGINE CYLINDER HONE 3 ARM - SMALL

- Versatile hone for 32mm - 90mm diameter cylinders
- 50mm fitted stones - Medium 220 grit
- Knurled nut controls tension
- Flexible shaft for ease of use and self centering
- Adjustable tension, controlled spring action and spread control limiter

## PITCH & FEELER GAUGES



SP64031

### FEELER GAUGE SET DOUBLE SIDED OFFSET 26 PIECE

0.127, 0.152, 0.178, 0.203, 0.229, 0.254, 0.279, 0.305, 0.330, 0.356, 0.381, 0.406, 0.342, 0.457, 0.483, 0.508, 0.533, 0.559, 0.584, 0.610, 0.635, 0.660, 0.686, 0.711, 0.737 & 0.762mm (.005, .006, .007, .008, .009, .010, .011, .012, .013, .014, .015, .016, .017, 0.18, .019, .020, .021, .022, .023, .024, .025, .026, .027, .028, .029 & .030")

- Marked with equivalent metric/inch sizes
- Offset blades 100mm long x 13mm wide with 25 mm offset tips

SP64034

### FEELER GAUGE SET 32 PIECE

- 0.0015", 0.002", 0.0025", 0.003", 0.004", 0.005", 0.006", 0.007", 0.008", 0.009", 0.010", 0.011", 0.012", 0.013", 0.014", 0.015", 0.016", 0.017", 0.018", 0.019", 0.020", 0.021", 0.022", 0.023", 0.024", 0.025", 0.026", 0.028", 0.030", 0.032", 0.035" with 0.010" Brass blade.
- Marked with equivalent metric sizes
- Straight blades 85mm long x 13mm wide



SP64030

### FEELER GAUGE SET 25 PIECE

- 0.04, 0.05, 0.06, 0.07, 0.08, 0.09, 0.10, 0.15, 0.20, 0.25, 0.30, 0.35, 0.40, 0.45, 0.50, 0.55, 0.60, 0.65, 0.70, 0.75, 0.80, 0.85, 0.90, 0.95 & 1.00mm
- Marked with metric sizes
- Hardened spring steel straight blades
- Straight blades 75mm long x 13mm wide





**ENGINE TIMING TOOLS - UNIVERSAL**

SP70991

**STRETCH BELT TOOL**


- Aids in the quick and easy removal/installation of stretch fit belts
- Installs all Stretch fit belts
- Allows for the reuse of stretch fit belts
- Magnetic faces hold the tool in place on the pulley
- Compact, one-piece tool can be used on the front or back side of the pulley

REMOVES & INSTALLS STRETCH BELTS

ONE PIECE MAGNETIC



ROTATED VIEW



INSTALLATION

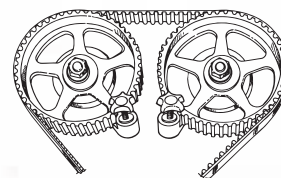


REMOVAL



**SINGLES CAM CLAMP SETS**

- Use on single, twin and quad cam engines to hold valve timing during belt replacement
- Low profile design works on engines with gear to cylinder head clearances from 5mm (1/4") to 35mm (1-3/8")



SP70905

**4 PIECE**

- 4 x Timing Gear Clamps
- 4 x Bolt Extensions

## ENGINE OIL SERVICE



SP64000

### OIL FILTER WRENCH 3 PRONG - REVERSIBLE

- Suits oil filters  $\varnothing$ 60mm to  $\varnothing$ 100mm
- 1/2" Square drive or hex drive

SP64010

### OIL FILTER WRENCH - STRAP TYPE CAR

- 1/2" Square Drive
- Suits oil filters up to  $\varnothing$ 150mm (6")
- Non-slip nylon strap



### OIL FILTER WRENCHES SWIVEL HANDLE

SIZE  
60 - 73mm

MODEL  
SP64003

- Heavy duty oil filter wrench
- 90° swivel head to access filters in confined areas
- Wide band securely grips filters without crushing them
- Dimples on band ensures secure grip without slippage
- Comfortable grip handle

SP64008

### OIL FILTER PLIERS

- Adjustable serrated jaws lock into position providing maximum grip on "oily" oil filters
- Made from heavy duty hardened steel
- Comfortable dipped PVC handles for extra grip
- Removes oil filters: 52mm(2-18") to 127mm(5")



## OIL DRAIN PLUG KEYS

SP20215

### OIL DRAIN PLUG KEY SET - 3/8"DR 18 PIECE

- Helps remove & replace drain plugs in hard to reach locations on differentials, gearboxes & engine sumps

#### SET INCLUDES

- Inhex Keys - 3/8"Dr Metric - 8, 9, 10, 12, 14 & 17mm
- Square keys 3/8"Dr Metric - 7, 8, 10, 11, 12, 13 & 14mm
- Square keys 3/8"Dr.SAE - 5/16" & 3/8"
- Triangle key 3/8"Dr 10mm
- Spline key 3/8"Dr M16
- SQ key 3/8"Dr 10mm





## OIL/FLUID DRAIN PANS



### MULTI DRAIN TUB/PAN

- For use when changing engine oils, transmission oils etc
- Resistant to chemicals such as oil, antifreeze and solvents
- Made from durable, light weight high-density polyethylene material
- Heavy wall construction stays rigid even with hot oil
- Large handles are positioned to aid carrying and pouring
- Built-in pouring spout aids in returning fluid to recycling container with minimal spillage

VOLUME	DIMENSIONS	MODEL
8 Litre	• 520 x 390 x 150mm	SP64108

## DRILL PUMP KIT AND ADAPTORS

SP71196

### DRILL PUMP KIT - QUICK FLOW

- Universal adaptor with rubber mounting strap allows all drill sizes to be quickly mounted to pump
- 3 Litres per minute with drill speed of 1,200 RPM
- One hand operation leaves free hand to manage suction and discharge hoses
- Heavy duty design and manufactured from high strength, chemical resistant polymer
- Steel gear shafts running in brass bushes
- Suitable for long run cycles
- Positive Priming
- 1/4" hex to 3/8" drive drill adaptor included
- Quick connect couplers for hose interchange and storage
- Also able to run using 3/8" Drive Air Ratchets



HIGH FLOW RATE

3 LITRES PER MINUTE  
with a drill speed of 1,200RPM

#### KIT INCLUDES

- Quickflow drill pump
- 1/4" hex to 3/8" drive drill adaptor
- 2 x 8mm x 1m hose
- 1 x 6mm x 1m transmission suction hose
- Instruction manual
- Blow mould case

#### IDEAL FOR TRANSFERRING

##### AUTOMOTIVE

- Engine Oil
- Automatic Transmission
- Gear Oil
- Power Steering Fluid
- Brake Fluid
- Coolant

##### MARINE

- Engine Oil Pump Out
- Gear Oil Change
- Bilge Pump Out

##### INDUSTRIAL

- Hydraulic Oils
- Machining Coolants

NOTE: DRILL NOT INCLUDED

NOTE: THIS PUMP IS NOT COMPATIBLE WITH FLAMMABLE LIQUIDS

## FLUID EXTRACTORS



### EXTRACTION SYRINGES

- Multi-purpose syringe ideal for the transfer of oils/fluids to and from vehicle components such as gearboxes and differentials
- Translucent body allows easy inspection of oils and fluids.

#### SUITABLE FOR

- Oil extraction: Power Steering, Gear Box, Automatic Transmission, Differential, Engine and more
- Fluid Extraction: Coolant, Brake fluid, Hydraulic fluid, Lubricating fluid

#### AVAILABLE IN 2 OPTIONS

VOLUME	MODEL
200ml	SP65122
1.5L (1500ml)	SP65123

## SEAL REMOVAL/INSTALLATION TOOLS



SP70960

### SEAL TOOL KIT 24 PIECE

- Ideal for easy removal and installation of camshaft and crankshaft seals
- Compact puller with unique extracting hooks engage seal for quick removal
- Interchangeable sleeves and mandrels allow easy installation of new seal
- Suits seals from 21.5mm to 64mm



SP66000

### TWIN HOOK SEAL PULLER

- Suitable for safe removal of oil and grease seals found in automotive drives and transmissions without damage to seal or surrounding casting
- Two hook sizes to fit most seal applications
- 325mm length

## HOSE CUTTERS



SP63043

### HOSE CUTTERS - 42MM PLASTIC AND RUBBER

- 42mm pipe cutter
- Compound ratchet action
- Cut PVC pipe, vacuum hoses, heater hoses etc.



# ➤ COOLING SERVICE

An engine that's overheating will quickly self destruct, so maintenance of the cooling system is essential to the life of the engine. At SP Tools we have a range of both diagnostic and maintenance tools for the cooling system.

## COOLING SYSTEM PRESSURE TESTERS

SP70889

### COOLING SYSTEM PRESSURE TESTER DELUXE

- The patented inflatable bladder attaches to radiator or header tanks for system testing
- Eliminates the need for adapters to pressure test the cooling system
- Fits bayonet and threaded filler necks on radiators or header tanks
- Identifies cooling system pressure leaks
- Includes 6 double end radiator cap testers
- The inflatable bladder sealing system enables the analyser to attach to almost all passenger and light commercial vehicles

#### SET INCLUDES

- Analyser
- Pressure pump - 0-30 psi (0-207 kPa) gauge
- Air supply hose
- Drain hose
- 6x Double end radiator cap testers
- 3x Radiator neck extensions
- Instruction manual
- Blow moulded storage case



80003SP

### SPARE INFLATABLE BLADDER

- To use with SP70889



## CLIP PLIERS



SP72606

### HOSE CLIP PLIERS HEAVY DUTY - 175MM

- Spring loaded pliers, ideal for fitting and removing Clic & Clic-R hose clips
- Special jaw design allows for the change from fit to remove simply by turning the pliers over



SP72607

### CLIP PLIERS - FLAT BAND HEAVY DUTY - 225MM

- Ideal for replacing lower radiator hose
- Fits most size clamps
- Special "- " slot and "o" slot jaws
- Finger tip position lock to keep hose clamps spread open



SP72608

### CLIP PLIERS - SWIVEL JAW HEAVY DUTY - 225MM

- Ideal for replacing lower radiator hose
- Fits most size clamps
- Special "v" slot and cross slot jaws
- Finger tip position lock to keep hose clamps spread open

## HOSE CLAMP PLIERS



SP72604

### FLEXI HOSE CLAMP PLIER

- For the removal and replacement of metal or plastic spring-loaded self-tightening hose clamps
- Flexible long reach mechanism allows the pliers to release
- Lock hose clamps in the opened position
- Fitted with 630mm long cable
- For clamp diameters from 18mm to 50mm (approx.)

# > BRAKE & CLUTCH

A safe and functioning brake system requires maintenance. At SP Tools we have tools to use on all parts of the brake system. From a simple brake fluid flush to a complete system rebuild, we have the tools.

## DISC BRAKE TOOLS

SP63005

### BRAKE PISTON REWIND KIT 18 PIECE (RH-LH)

- Aids in the rewinding of the pistons in brake calipers without damaging the piston gaskets/seals when replacing brake pads. This is achieved by allowing for the rotation of the piston at the same time as pushing the piston back into the caliper
- Includes both left & right handed thrust bolt assemblies
- Kit housed in heavy duty case and premium EVA foam tray

#### SET INCLUDES

- Left handed and right handed spindle
- 16 adapters to fit almost all types of vehicles

### QUICKLY PUSH-BACK AND WIND-BACK BRAKE PISTONS

Helps prevent damage to  
pistons & seals



SP63002

### DISK BRAKE SPREADER HEAVY DUTY

- Allows for easy compression of brake piston to aid in brake pad changes
- Suits front disc brakes on most domestic and imported cars and light trucks
- T-shape soft grip handle for greater applied torque



T863002

### DISK BRAKE SPREADER 888 SERIES

- Easily installs brake pads on most domestic and imported cars and light trucks
- Compresses the disc brake caliper pistons to allow for new brake disc pad installation
- Ideal for any trade mechanic



SP30828

### DRUM BRAKE ADJUSTING TOOL

- Overall length: 130mm (5")
- Ideal for removing/installing or carrying out brake lining adjustment on drum brakes in confined spaces
- Adjusters unique shape aids in probing brake drum backing plates during adjustment
- Suitable for screw and start type adjusters
- Manufactured from hardened high quality steel



SP63013

### DISK BRAKE SPREADER RATCHET

- Allows for easy compression of brake piston to aid in brake pad changes
- Suits front disc brakes on most domestic and imported cars and light trucks
- Easy compression of multi piston brake calipers






SP63006

## BRAKE GAUGE SET 8 PIECE

- Most state agencies require that the customer be notified of how much brake lining is left in order to suggest that the lining should be replaced
- Brake gauges give an accurate measurement of the amount of brake lining is left without guess work
- Made from 20 gauge sheet metal with durable powdercoat finish

COLOUR CODED FOR EASY IDENTIFICATION

- Red: 2mm, 3mm (Pads must be replaced)
- Yellow: 4mm, 5mm, 6mm (Replacement recommended)
- Green: 8mm, 10mm, 12mm (Brakes are good and safe)



## BRAKE VERNIER CALIPERS

SP35649

## DISC BRAKE DIGITAL CALIPERS

- 0-100/0.4" Disc Brake Digital Calipers
- Digital Display
- Double Point Jaw
- Power On/Off
- Graduation 0.01mm/0.0005"



## BRAKE BLEEDERS

SP70895

## BRAKE FLUID RESERVOIR REFILLER - AUTOMATIC

- Automatically bleed brakes and refill the fluid reservoir
- Retaining clip provides positive clamping to all master cylinder reservoir types
- Height adjustment filler positions spout to maintain correct fluid level during brake bleeding; prevents running brake fluid reservoir dry
- Positive venting system supplies unbroken continual fluid flow
- On-off tap allows use-and-storage and eliminates brake fluid spill



SP70858

## MANUAL BRAKE BLEEDER KIT INCLUDES AUTOMATIC BRAKE FLUID RESERVOIR REFILLER

### BRAKE FLUID RESERVOIR REFILLER - AUTOMATIC

- Automatically bleed brakes and refill the fluid reservoir
- Retaining clip provides positive clamping to all master cylinder reservoir types
- Height adjustment filler positions spout to maintain correct fluid level during brake bleeding; prevents running brake fluid reservoir dry
- Positive venting system supplies unbroken continual fluid flow
- On-off tap allows use-and-storage and eliminates brake fluid spill

### BRAKE BLEED BOTTLE

- Universal rubber fitting holds securely on brake bleed screw
- Large collection bottle prevents overfilling
- Internal submersed tube prevents air drawback during brake bleeding
- Hanging hook for hands free use

## BRAKE & CLUTCH PRESSURE BLEEDER

SP70809

## BRAKE & CLUTCH PRESSURE BLEEDING KIT INCLUDES STAND ALONE UNIT WITH 42MM DIA. CAP

- One-man brake and clutch bleeding the professional way
- Bleeding requires no external power source. Simply fill and pump
- Reservoir holds 2.5 Litres of hydraulic fluid
- Flush the entire system with one fill without the risk of running the reservoir dry
- Pressure range makes unit suitable for use with ABS systems
- Fitted with Ø42mm cap and suitable for most European models
- Additional adaptors available to expand vehicle capabilities



## BRAKE BLEEDERS CONTINUED



SP70852

### VACUUM BRAKE BLEEDER - 800ML

- Uses compressed air to generate deep vacuum to bleed old fluid and air from hydraulic brake systems
- Compact size allows easy operation within wheel arch area
- Universal rubber fitting holds securely on brake bleed screw
- Quick connect coupler for hose interchange as required
- Convenient hanging hook and quick release trigger allows hands-free operation
- Float valve shuts vacuum down when container reaches full to prevent dangerous brake fluid spray if capacity is accidentally exceeded
- Internal shut off valve closes when not in use to prevent fluid spills when stored
- Clear drain hose provides visible inspection of old fluid during bleeding
- Reduces repair times and increases productivity
- New design with unique patented built-in safety valves to prevent accidental fluid spray and spillage

- Air Pressure: Min 550Kpa (80psi), Max 900Kpa (130psi)
- Vacuum: 23InHg at 100psi
- Container capacity: 800ml (1.7 pint)

SP70854

### VACUUM BRAKE BLEEDER KIT - 800ML INCLUDES AUTOMATIC BRAKE FLUID RESERVOIR REFILLER

#### VACUUM BRAKE BLEEDER

- Uses compressed air to generate deep vacuum to bleed old fluid and air from hydraulic brake systems
- Compact size allows easy operation within wheel arch area
- Universal rubber fitting holds securely on brake bleed screw
- Quick connect coupler for hose interchange as required
- Convenient hanging hook and quick release trigger allows hands-free operation
- Float valve shuts vacuum down when container reaches full to prevent dangerous brake fluid spray if capacity is accidentally exceeded
- Internal shut off valve closes when not in use to prevent fluid spills when stored
- Clear drain hose provides visible inspection of old fluid during bleeding
- Reduces repair times and increases productivity
- New design with unique patented built-in safety valves to prevent accidental fluid spray and spillage

- Air Pressure: Min 550Kpa (80psi), Max 900Kpa (130psi)
- Vacuum: 23InHg at 100psi
- Container capacity: 800ml (1.7 pint)

#### BRAKE FLUID RESERVOIR REFILLER - AUTOMATIC

- Automatically bleed brakes and refill the fluid reservoir
- Retaining clip provides positive clamping to all master cylinder reservoir types
- Height adjustment filler positions spout to maintain correct fluid level during brake bleeding; prevents running brake fluid reservoir dry
- Positive venting system supplies unbroken continual fluid flow
- On-off tap allows use-and-storage and eliminates brake fluid spill



## BRAKE AND CLUTCH TOOLS

SP63008

### BRAKE CALIPER SPECIAL SOCKET 1/2"DR - 10PT

- Length: 50mm
- Size: 11.5mm
- Suits six piston calipers on:  
Audi Q7, Porsche and VW Touareg
- Trade tough - suitable for use with pneumatic and electric/cordless impact wrenches
- Premium quality, high strength Chrome Molybdenum steel (Cr-Mo) for extreme durability
- Manufactured to DIN standards



SP66050

### UNIVERSAL CLUTCH ASSEMBLY TOOL

- Design allows easy assembly of clutch whilst on a work bench and then transfer the complete unit for installation to the vehicle
- Ideal for late-model front wheel drive vehicles that have no pilot bearing in the flywheel
- Supplied with various collets for a range of shaft diameters
- Not suitable for double plate clutches





CONTINUED

## BRAKE AND CLUTCH TOOLS




SP63029

### BRAKE FLUID TESTER

This compact LED brake fluid tester is a quick & effective way of testing if a vehicles brake fluid needs replacing by showing how much moisture has been absorbed into the brake fluid.

- Tests for and digitally displays the percentage of moisture content in the brake fluid
- Alarm tone signals if brake fluid needs to be replaced
- Highly sensitive detection head with built-in flashlight ensures quick and accurate readings
- One-key lock screen function to lock-in test results
- Suitable for DOT 3, DOT 4, DOT 5.1
- Automatic shutdown without operation.
- Rechargeable lithium polymer battery
- USB Type-C charging system



SP10423

### BRAKE BLEEDER DOUBLE RING SPANNER SET - 75° OFFSET METRIC & SAE - 3 PIECE

SET INCLUDES: 8x10mm, 9x11mm & 3/8x7/16"


- FLAT DRIVE TECHNOLOGY - Perfectly flat spanner head surfaces allow for maximum contact between the spanner and the bolt or nut, maximising grip and enhancing applied torque.
- Greater offset and small head profile allows users to work quickly and efficiently in tight spaces.
- Tough triple chrome, high polish finish
- Chrome Vanadium Steel (Cr-V) for high durability



SP63035

### BRAKE CYLINDER HONE 2 ARM - 20 TO 50MM

- Versatile hone for 20mm - 50mm diameter cylinders
- 28mm fitted stones - Medium 220 grit
- Knurled nut controls tension
- Flexible shaft for ease of use and self centering
- Adjustable tension, controlled spring action and spread control limiter



SP63036

### BRAKE CYLINDER HONE 3 ARM - 19 TO 64MM

- Versatile hone for 19mm - 64mm diameter cylinders
- 28mm fitted stones - Medium 220 grit
- Knurled nut controls tension
- Flexible shaft for ease of use and self centering
- Adjustable tension, controlled spring action and spread control limiter

## TUBE CUTTERS



SP63041

### TUBE CUTTER - 3 TO 22MM

- Tube diameter cutting range: 3mm - 22mm (1/8" to 7/8")
- Mini design ideal for close quarter, confined space cutting
- High quality, heavy duty, hardened steel blade
- Ideal for cutting tubing made of hard and soft copper, aluminium, brass and plastic



SP63042

### TUBE CUTTER - 3 TO 35MM HEAVY DUTY

- Tube diameter cutting range: 3mm to 35mm (1/8" to 1-3/8")
- Use to cut tubing made of hard and soft copper, aluminium, brass, thin wall steel and stainless steel lines
- Die-cast cutter body with SKS wheel cutter and SK2 fold-away pipe de-burring tool

**BRAKE AND CLUTCH TOOLS**



**SP63010**

**TUBE BENDER PLIERS - DELUXE**

- Manufactured from heavy duty aluminium alloy
- Suitable for bending copper, aluminium, copper-nickel and steel tubing
- Bending grooves to fit 3mm (1/8"), 4mm (3/16") & 6mm (1/4") tubing
- Quickly and easily bends angles of 0 - 90°

**DOUBLE FLARING TOOL KIT**

- Aluminium alloy casting tube cutter from 3-30mm
- Steel casing, yoke & screen bar
- 7pc adaptor
- Stored in blow mould case

**SP63015**

**METRIC**

- Metric Double Flaring Tool Kit
- Holds pipe sizes: 5, 6, 8, 10, 12, 14 & 16mm



**KNUCKLE SPREADERS**



**SP70972**

**UNIVERSAL KNUCKLE SPREADER MASTER KIT SINGLE & TWIN**

- Used to spread the steering knuckle to enable the removal and refitting of shock absorbers without the risk of damage to the knuckle
- Vehicles include: Audi, BMW, Citroën, VW, Ford, Skoda, Seat, Renault, Peugeot and most Japanese vehicles.






**LINE CLAMPS**

**HI-VIS LINE CLAMPS**

- Smooth rounded edges on jaws will not damage internal hose linings
- Light weight, non conductive, highly visible material
- Jaw design eliminates damage to hoses
- Available in sizes to suit flexible brake and fuel lines and large hoses



**LINE CLAMP SET - MULTI SIZE  
3 PIECE**

- Handy pack of 3 clamps containing small, medium and large clamps to cover hose sizes from 3mm to 57mm

**AVAILABLE IN STRAIGHT JAW & 90° OFFSET JAW**

JAW TYPE	CLAMP SIZES INCLUDED	MODEL
Straight Jaw	Small, Medium & Large	SP70713
90° Offset Jaw	Small, Medium & Large	SP70714



## BALL JOINT EXTRACTORS/SEPARATORS



SP67024

### BALL JOINT EXTRACTOR SET 5 PIECE

Manual or Pneumatic

#### SET INCLUDES

- Three forks & two handles
- 24mm Ball-joint separator
- 28.5mm Pitman-arm wedge
- 18mm Tie-rod spreader
- 8" manual knurled grip handle
- 8" air-tool compatible handle with chuck collar



SP67020

### BALL JOINT SEPARATOR - 19MM

- For use on most cars and light trucks to remove tie rods from shock absorber links ball joint
- Constructed of drop-forged steel for long-lasting strength and durability
- Fork size: 19mm, length: 400mm (16")



SP67021

### BALL JOINT SEPARATOR - 24MM

- For use on most cars and light trucks to remove ball joint from steering knuckles
- Constructed of drop-forged steel for long-lasting strength and durability
- Fork Size: 24mm, length: 300mm (12")



SP67022

### BALL JOINT SEPARATOR MINI - (19MM)

- Used to separate the ball joint from the spindle support arm
- Chrome-plated finish drop-forged steel body with thrust bolt
- Suitable for most small cars and light vans
- Jaw opening: 19mm



SP67023

### BALL JOINT SEPARATOR 2 STEP ADJUSTABLE (18-24MM)

- Used to separate the ball joint from the spindle support arm
- Chrome-plated finish drop-forged steel body with thrust bolt
- 18-24mm jaw capacity
- 2 Step adjustable (30mm to 50mm) to give a greater range for different vehicles



## PULLERS

SP67310

### MASTER PRESS & PULL SLEEVE KIT 28 PIECE

- Designed for the installation and removal of silent bearings, hydro bearings, bushings, ball bearings, simmer rings, shaft seals, rubber bearings etc.
- Universal applications: Suitable for domestic & import vehicles, passenger cars, trucks, SUV's, 4WD and more
- High quality CRV construction
- Commercial quality

#### SET INCLUDES

##### PRESS SLEEVES OF VARIOUS SIZES:

- Inside diameter: 34, 36, 38, 40, 42, 44, 46, 48, 50, 52, 54, 56, 58, 60, 62, 64, 66, 68, 70 & 72mm
- Outside diameter: 44, 46, 48, 50, 52, 54, 56, 60, 62, 64, 66, 68, 70, 72, 74, 76, 78, 80 & 82mm

##### 4x pulling spindles with nuts and thrust bearings:

- M10, M12, M14 & M16

##### 4x Top plate discs:

- Disc 1 for 34, 42, 50, 58 & 66 sleeves
- Disc 2 for 36, 44, 52, 60 & 68mm sleeves
- Disc 3 for 38, 46, 54, 62 & 70mm sleeves
- Disc 4 For 40, 48, 56, 64 & 72mm sleeves



SP67048

### SLIDE HAMMER PULLER KIT

- Ideal for many automobile works, such as pulling flange-type rear axles and front wheel drive hubs
- Internal and external jaws provide a variety of combinations to pull bearings, gears and seals.
- Housed in heavy duty blow mould storage case

#### DESIGNED FOR

- Removing front and rear axles
- Removing stubborn oil seals, bearing races and other press fit parts

#### SET INCLUDES

- 2.5Kg Slide Hammer
- Internal 2-Jaw Puller
- External 2-Jaw Puller
- Internal 3-Jaw Puller
- External 3-Jaw Puller
- Grip Wrench Adaptor
- Dent Puller
- Puller Hook
- Rear Axle Puller Attachment

SP67030

### PITMAN ARM PULLER

- Designed for the removal of pitman and idler arms on vehicles fitted with linkage steering systems
- Ideal for passenger vehicles and light commercials
- High quality alloy steel for durability and performance
- 1-15/16" Opening, 2-1/2" Pull
- 33mm Opening, 63mm Pull



SP67031

### TIE ROD END PULLER & PITMAN ARM PULLER

- High quality alloy steel for durability and performance
- Easily removes pitman arms from most cars and trucks
- Made for heavy duty applications
- 1-1/16" Opening, 1-3/4" Pull
- 27mm Opening, 44mm Pull



## WRACK WRENCHES

SP70897

### WRACK WRENCH HEAVY DUTY

- 33mm - 41mm diameter wrack ends
- Suits multiple wrack ends and sizes
- Hex drive, round with two flats, round with no flats



## BEARINGS TOOLS



SP66040

### BEARING RACE & SEAL DRIVER SET 10 PIECE

- Designed to allow operator to install bearing cases & seals without damage
- Ideal for installing wheel bearing outer races
- Housed securely in EVA fitted insert
- Knurled aluminium handle
- Diverse set of drivers to cover most standard wheel bearing sizes

#### DRIVER SET INCLUDES

- |                   |                   |                   |
|-------------------|-------------------|-------------------|
| • 39.5mm (1.555") | • 59.0mm (2.322") | • 72.0mm (2.834") |
| • 44.5mm (1.752") | • 63.0mm (2.480") | • 76.0mm (2.992") |
| • 50.0mm (1.968") | • 65.0mm (2.559") | • 81.0mm (3.189") |

## PRY BIT SOCKETS

SP30818

### BEARING PACKER UNIVERSAL

- For use with grease guns, the design incorporates grease nipple at one end which easily adapts to the grease gun coupler
- For bearings in cars, boats, trailers, 4WD's etc. with a minimum inner diameter of 12mm (1/2") to a maximum outer diameter of 125mm (5") and height from 6mm (1/4") to 50mm (2")



SP67250

### STRUT NUT BIT SOCKET SET 2 PIECE

- Strut nut bit socket allows quick removal and replacement of strut nuts clamped into hub without damage to the hub
- 3/8" Dr x 45mm Long
- 5x7mm & 5.5mm x 8.2mm Pry Bit (Double "D") Sockets are used on semi-strut clamp castings fitted to Audi, VW, BMW, Citroën, Ford, Seat, Skoda, Peugeot, Renault and Japanese vehicles




## SPRING COMPRESSORS

SP67025

### COIL SPRING COMPRESSOR SET 2 PIECE

- Carbon steel, hardened lead screws and cast jaws
- Wrap over coil claws for extra safety
- Suitable for use where space under wheel arch is limited
- This coil spring compressor uses twin prongs and works at a pressure up to 1100kgs
- Acme thread
- Maximum jaw opening: 230mm





# PULLERS

SP Tools pullers are known for their quality construction using high grade alloy steels. They can cope with extreme high pressure loads and continuous use. Wide range of types and sizes available.

## HARMONIC BALANCER PULLERS

SP67038

### MASTER PULLER SET

- Ideal for pulling harmonic balancers, steering wheels, vibration dampers, crankshaft pullers and gears
- Capable of handling almost every 2 or 3 way bolt pull possible on almost every car, pickup, SUV and small engine

#### SET INCLUDES

- Two/three way yoke
- 4pc tips
- Metric & SAE bolt sets
- 2pc centre screw for puller



## GEAR PULLERS

SP67050

### GEAR PULLER & BEARING SPLITTER SET 14 PIECE

- Aids in the removal of pulleys, gears and steering wheels
- Hardened and tempered, precision machined steel bolts
- Drop-forged, heat treated steel attachments
- Chrome plated and black oxide finishes
- Separates ball bearings

#### SET INCLUDES

- Bearing Separators 9/32" - 3"
- Bolts for bearing separators with nuts and washers 5.5" - M12 Thread
- 6" Pawls 3/8 inch - M16 thread with tuts 6.75"
- Connecting bolts 3/8" - M16 Thread / 5 x 16" - M18 thread with nuts
- 5.5" push rod



## GEAR PULLERS - 2 JAW REVERSIBLE - INDIVIDUAL

- Available in 4 sizes: 75mm, 100mm, 150mm & 200mm
- Easily remove gears, pulleys, bearings, sprockets and flywheels from shaft without damage
- Inside & outside reversible hooked jaws for external or internal pulling flexibility
- Twin hole reversible arms
- Centre screw with swivel tip
- Chrome Vanadium Steel (Cr-V) for high strength and durability

### AVAILABLE IN 4 SIZES

SIZE	MODEL
75mm	SP67003
100mm	SP67004
150mm	SP67006
200mm	SP67008



## GEAR PULLERS - 2/3 JAW REVERSIBLE - INDIVIDUAL

- Available in 4 sizes: 75mm, 100mm, 150mm & 200mm
- Applies even pressure to easily remove gears, pulleys, bearings and flywheels from shaft without damage
- Inside & outside reversible hooked jaws for external or internal pulling flexibility
- Chrome Vanadium Steel (Cr-V) for high strength and durability

### AVAILABLE IN 4 SIZES

SIZE	MODEL
75mm	SP67013
100mm	SP67014
150mm	SP67016
200mm	SP67018

## WIPER ARM PULLER

SP67042

### WIPER ARM REMOVAL TOOL UNIVERSAL

- Adjustable, compact and light, easy to use
- Prevents damaging wiper arm
- Cross-piece special for wiper featuring a nozzle



## TRIM REMOVAL TOOLS

SP30863

### DOOR UPHOLSTERY CLIP REMOVER SET 2 PIECE

- Removes most door and body trim fasteners

#### SET INCLUDES

- Small - 5 to 7mm
- Large - 6 to 9mm

#### ALSO AVAILABLE INDIVIDUALLY

TYPE	MODEL
Small - Suits 5 to 7mm	SP30812
Larger - Suits 6 to 9mm	SP30815





# ➤ PANEL & TRIM

Removal of panel and trims from the interior of a vehicle can sometimes look like a black art. With a selection of panel and trim tools from SP Tools, we make a difficult task, easy.

## TRIM REMOVAL TOOLS

SP30877

### TRIM PANEL & SCRAPER SET 28 PIECE

- The most versatile, comprehensive, multi-purpose body/interior commercial trim removal and scraper tool set available
- Ideal for the removal of trim mounting clips and fasteners, windshield mouldings, dash removal, internal and external trims
- Non marking polymer construction eliminates damage to trims, mouldings and fastening componentry
- Comes in a canvas tool roll for easy storage and transportation



SP30867

### TRIM REMOVAL SET 4 PIECE

- Designed for the removal of hole plugs, window, door, sunroof & rubber joints, mirrors, windshield wipers, metal/plastic bolts and throttles, as well as aiding in the loosening and removal of stickers/decals, electrical devices and weights on aluminium alloy rims
- Made from impact resistant, non-marring polymer

#### SET INCLUDES

- Panel remover
- Sharp tip flat clip panel remover
- Fork tip flat clip remover
- Blunt tip flat clip panel remover



T830867

### TRIM REMOVAL SET 888 SERIES 6 PIECE

- Designed for the removal of hole plugs, window, door, sunroof & rubber joints, mirrors, windshield wipers, metal/plastic bolts and throttles, as well as aiding in the loosening and removal of stickers/decals, electrical devices and weights on aluminium alloy rims
- Made from impact resistant, non-marring polymer

#### SET INCLUDES

- Panel remover
- Fork tip flat clip remover
- Clip panel remover
- Sharp tip flat clip panel remover
- Angled clip panel remover
- Blunt tip flat clip panel remover





# MEASURING

The torque wrench is the most critical tool in any technician tool box. The specific accurate torque of a fastener is the only way you can be sure not to damage the fastener or have the fastener come loose. At SP Tools we cover a range of products that can produce accurate torque measurements from 6.8Nm to 1000Nm

## TORQUE WRENCHES



**REVERSIBLE RATCHET HEAD**  
Counter Clockwise & Clockwise Torque Capable

**TORQUE TARGET ALARM**  
Visual and audible alarm for when torque target is reached

### TORQUE WRENCHES - DIGITAL FLEX HEAD, ONE-STEP TORQUE-ANGLE

Strictly for the professional, cutting edge software coupled with load sensing cells and embedded angle encoders, enables one-step Torque-angle measurements. This superbly finished and user friendly tool, has been designed to increase both your speed and accuracy of work.

- Flex Head Ratchet - The ultimate in confined space convenience
- Range selection: Nm, in-lb, ft-lb, kg-cm, " ° "
- Calibrated for both Clockwise and Anti-Clockwise use
- Warning LED's and audible alarm sounds within 10% of target value
- Automatic torque value compensation for flex head angle deviation
- Selectable Torque Functions: Peak mode & Tracking mode
- Angle function: 0° to 360° (+/- 2% accuracy)
- Uses standard or rechargeable AA batteries (easy installation)
- Auto sleep feature after approx. 2 minutes
- Able to measure the undo torque of fasteners
- Housed in high impact blow mould storage case

#### AVAILABLE IN 3 SIZES

DRIVE	LENGTH	RANGE	MODEL
3/8"Dr	425mm	6.8-135Nm	SP35256
1/2"Dr	535mm	10-200Nm	SP35357
1/2"Dr	655mm	17-340Nm	SP35358



**SOCKET QUICK RELEASE**

**REVERSIBLE RATCHET HEAD**  
Counter Clockwise & Clockwise Torque Capable

**TORQUE TARGET ALARM**  
Visual and audible alarm for when torque target is reached

### TORQUE WRENCHES - DIGITAL

- Digital display
- Digital torque value readout
- +/- 2% Accuracy
- Reversible ratchet head - counter clockwise & clockwise torque capable
- Peak hold & track mode selectable
- Buzzer & LED indicator for pre-settable target torque
- Range selection: Nm, ft-lb, in-lb, kg-cm
- Quick release mechanism
- Auto sleep after about 5 minutes idle
- Supplied in a blow mould heavy duty case
- Batteries included

#### AVAILABLE IN 2 SIZES

DRIVE	LENGTH	RANGE	MODEL
1/2"Dr	530mm	10-200Nm	SP35355
1/2"Dr	650mm	17-340Nm	SP35356





## CONTINUED TORQUE WRENCHES



DIGITAL DISPLAY



**REVERSIBLE RATCHET HEAD**  
Counter Clockwise & Clockwise  
Torque Capable

SOCKET QUICK RELEASE

### TORQUE WRENCHES DIGITAL - STUBBY

- Digital display
- Digital torque value readout
- +/- 2% Accuracy
- Reversible ratchet head - counter clockwise & clockwise torque capable
- Peak hold & track mode selectable
- Buzzer & LED indicator for pre-settable target torque
- Range selection: Nm, ft-lb, in-lb, kg-cm
- Quick release mechanism
- Auto sleep after about 5 minutes idle
- Supplied in a blow mould heavy duty case
- Batteries included

**TORQUE TARGET ALARM**  
Visual and audible alarm for  
when torque target is reached

AVAILABLE IN 2 SIZES

DRIVE	LENGTH	RANGE	MODEL
1/4"Dr	216mm	1-20Nm	SP35155
3/8"Dr	290mm	4.2-85Nm	SP35255



**EASY TO READ**  
Convex lens enlarges  
well defined, bold scale  
numbering.

SOCKET QUICK RELEASE

**REVERSIBLE RATCHET HEAD**  
Clockwise Torque Only

**TORQUE TARGET ALARM**  
Audible click for when torque  
target is reached

### TORQUE WRENCHES - MICROMETER

- Click type signal alerts user when the required torque is reached
- Reversible ratchet (clock wise torque only)
- Scale Adjuster - accurate & easy adjustment
- Adjuster lock will hold required setting during use
- Easy readable scale convex lens enlarges well defined, bold scale numbering. (Nm scale only)
- Quick release mechanism

AVAILABLE IN 7 SIZES

DRIVE	LENGTH	RANGE	MODEL
1/4"Dr	323mm	5-25Nm	SP35152
3/8"Dr	400mm	20-100Nm	SP35252
1/2"Dr	517mm	40-200Nm	SP35352
1/2"Dr	517mm	60-340Nm	SP35353
3/4"Dr	918mm	110-550Nm	SP35463
3/4"Dr	1210mm	150-750Nm	SP35473
1"Dr	1500mm	200-1000Nm	SP35573

STORAGE  
TUBE



## TORQUE WRENCHES CONTINUED

**SOCKET QUICK RELEASE**

**REVERSIBLE RATCHET HEAD**  
Counter Clockwise & Clockwise  
Torque Capable

**TORQUE TARGET ALARM**  
Visual, audible and vibration alarm  
for when torque target is reached

**DIGITAL DISPLAY**



### TORQUE WRENCHES - DIGITAL

- Digital display
- Digital torque value readout
- 50 Data sets of memory capacity
- Reversible ratchet head - counter clockwise & clockwise torque capable
- 2 LED indicator for pre-settable target torque
- Range selection: Nm, ft-lb, in-lb, kg-cm
- 72 Gear teeth
- Standard functions: Torque, measurement & mode settings.
- Quick release mechanism
- Vibration and audible torque confirmation
- Easy to set up peak or trace modes
- Anti-slip soft grip handle



AVAILABLE IN 2 SIZES

DRIVE	LENGTH	RANGE	MODEL
1/2"Dr	480mm	40-200Nm	T835355

## ANGULAR TORQUE GAUGE




SP35360

### ANGULAR TORQUE GAUGE 1/2"DR

- 360° scale (Dial Pointer)
- Support arm included
- Allows correct tensioning of fasteners by degrees of torque
- This tool is required when manufacturers specify a torque setting using a measurement of degrees after the initial torque is set
- Can be used for all torque-to-yield applications (particularly engine head bolts)

## CALIPERS



### VERNIER CALIPERS

- Graduation 0.02mm/0.0001"
- 4-way measurement - Inside, outside, step & depth
- Slider provides smooth, stable and comfortable operation

- Metric & SAE measurement
- Upper locking screw
- Hardened stainless steel

LENGTH	MODEL
150mm/6"	SP35607



### VERNIER CALIPERS - DIGITAL

- Available in 2 sizes: 150mm/6" & 200mm/8"
- Graduation 0.01mm/0.0005"
- 4-way measurement - Inside, outside, step & depth
- Slider provides smooth, stable and comfortable operation
- Zero calibration switch with automatic on/off

- Easy to read LCD screen
- Metric & SAE measurement
- Thumb lock adjustment.
- Hardened stainless steel

LENGTH	MODEL
150mm/6"	SP35631





## DIGITAL TYRE DEPTH GAUGE

- Zero setting at any position
- Slider provides smooth, stable and comfortable operation
- Metric & SAE measurement

- Large LCD Display
- Hardened stainless steel


TREAD DEPTH

BRAKE SHOES

BRAKE PADS

SP35655

## STEEL RULERS



### STAINLESS STEEL RULERS METRIC/SAE - INDIVIDUAL

- Available in 4 individual sizes: 150mm/6", 300mm/12", 600mm/24" & 1000mm/40"
- High quality hardened stainless steel rulers
- Double sided with hang hole
- Permanently etched graduations in both mm and inches
- Satin finish

#### AVAILABLE IN 4 OPTIONS

LENGTH	MODEL
150mm/6"	SP35211
300mm/12"	SP35213
600mm/24"	SP35215
1000mm/40"	SP35217

## TAPE MEASURE



### TAPE MEASURE

- Easy lock and release
- 20% thicker blade
- 25mm blade width
- Long stand-out
- 3 times longer life span
- 3 rivet end hook extends tape life
- Self locking
- Slip-resistant rubber grip
- Steel belt clip

SP35199

3M

SP35200

8M

## OUTSIDE MICROMETERS

SP35693

### OUTSIDE MICROMETER SET 3 PIECE

- Set Includes: 0-25mm, 25-50mm & 50-75mm Micrometers
- Graduation: 0.01mm
- Carbide measuring face
- Setting gauge including ratchet stop
- Manufacturing standard: DIN863
- Housed in heavy duty storage case with protective foam tray



# AUTO SPECIALITY

SP Tools offers a wide range of auto speciality tools including mirrors, magnets, pick up tools and pry bars just to name a few. Be sure to check out our latest range of indexing pry bars. A great tool to have when access is limited.

## TELESCOPIC INSPECTION MIRRORS



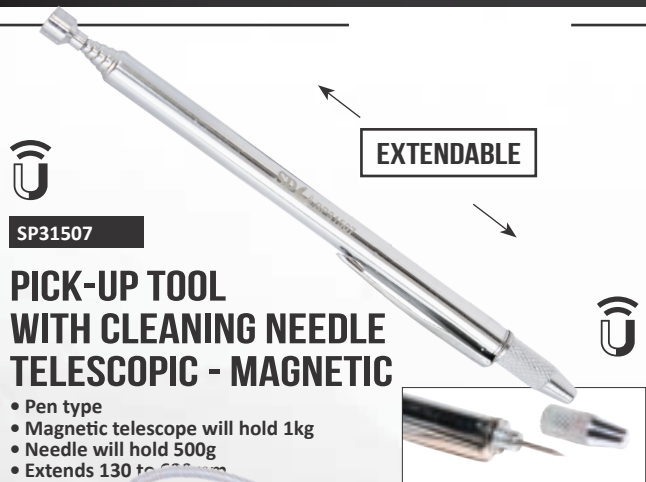
### INSPECTION MIRRORS TELESCOPIC - ROUND

AVAILABLE IN 3 OPTIONS

- Strong & lightweight stainless steel shafts
- PVC cushion handle

MIRROR DIA.	EXTENDABLE LENGTH	MODEL
32mm	203 to 889mm	SP31401
57mm	250 to 930mm	SP31402
82mm	280 to 800mm	SP31403

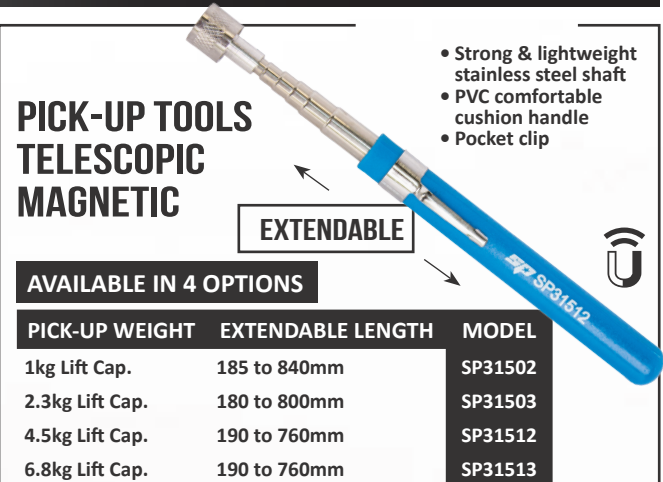
## PICK UP TOOLS



SP31507

### PICK-UP TOOL WITH CLEANING NEEDLE TELESCOPIC - MAGNETIC

- Pen type
- Magnetic telescope will hold 1kg
- Needle will hold 500g
- Extends 130 to 620mm



- Strong & lightweight stainless steel shaft
- PVC comfortable cushion handle
- Pocket clip

### PICK-UP TOOLS TELESCOPIC MAGNETIC

AVAILABLE IN 4 OPTIONS

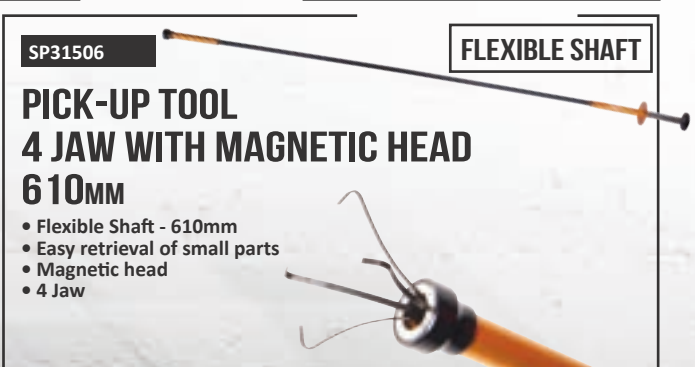
PICK-UP WEIGHT	EXTENDABLE LENGTH	MODEL
1kg Lift Cap.	185 to 840mm	SP31502
2.3kg Lift Cap.	180 to 800mm	SP31503
4.5kg Lift Cap.	190 to 760mm	SP31512
6.8kg Lift Cap.	190 to 760mm	SP31513



SP31505

### PICK-UP TOOL FLEXIBLE - MAGNETIC

- 0.7kg magnetic pick-up tool
- Flexible shaft
- 480mm long



SP31506

FLEXIBLE SHAFT

### PICK-UP TOOL 4 JAW WITH MAGNETIC HEAD 610MM

- Flexible Shaft - 610mm
- Easy retrieval of small parts
- Magnetic head
- 4 Jaw



## PRY BARS

SP30839

### PRY BAR SET - GO-THROUGH 4 PIECE

- High quality heat treated Chrome Molybdenum steel blades
- Square shanked with angled heads
- Go-Thru blade with striking cap allows hitting the bar with a hammer without damage to the handle
- Large, rubber grip handles
- Ideal for prying cylinder heads, manifolds, gearbox components etc.

#### SET INCLUDES

- 6 x 200mm (1/4" x 8")
- 9 x 300mm (3/8" x 12")
- 11 x 460mm (7/16" x 18")
- 11 x 610mm (7/16" x 24")



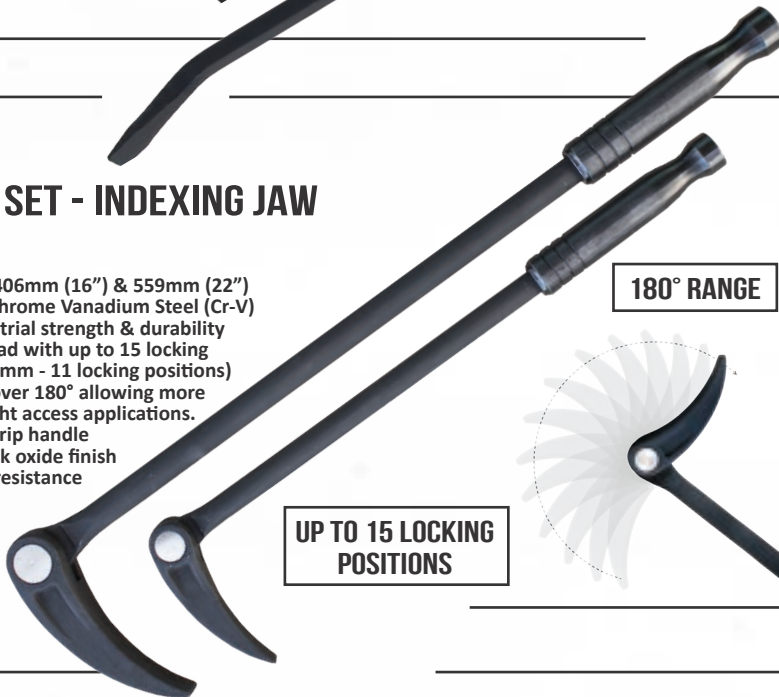
GO-THRU STRIKING CAPS

FOR RUBBER PARTS

SP30870

### PRY BAR SET - INDEXING JAW 2 PIECE

- Set Includes: 406mm (16") & 559mm (22")
- High quality Chrome Vanadium Steel (Cr-V) steel for industrial strength & durability
- Adjustable head with up to 15 locking positions (406mm - 11 locking positions)
- Indexable to over 180° allowing more leverage in tight access applications.
- Ergonomical grip handle
- Industrial black oxide finish for corrosion resistance



180° RANGE

UP TO 15 LOCKING POSITIONS

#### ALSO AVAILABLE INDIVIDUALLY

3 SIZES AVAILABLE

#### PRY BARS INDEXING JAW

SIZE	MODEL
406mm (16")	SP30872
559mm (22")	SP30874
762mm (30")	SP30876



SP33820

### PRY BAR SET- ROLLING HEAD 3 PIECE

- Set Includes: 150mm (6"), 300mm (12") & 460mm (18")
- High quality Chrome Vanadium Steel (Cr-V) steel for industrial strength & durability
- 90° rolling head for greater leverage when prying objects apart and ideal for lifting and pivoting heavy machinery
- Gradual taper with a self-centering pointed tip for ease of alignment and adjusting
- Industrial black finish for corrosion resistance



## PRY BARS CONTINUED

SP30817

### PRY BAR - EXTENDABLE JIMMY END

- Chrome Molybdenum (Cr-Mo) steel for strength & durability
- Angled chisel end gives greater leverage when prying
- Extendable from 570mm to 840mm (22" to 33")



- Continuous taper end for ease of alignment and adjusting
- Hexagonal 16mm shank for additional strength and durability
- Knurling on bars allows for improved grip, especially useful in oily/greasy conditions
- Industrial black oxide finish for corrosion resistance

## O-RING & SEAL PICKS (HOOK & PICKS)

SP30808

### O-RING & SCRIBE SET 2 PIECE

- Both tools facilitate easy removal & installation of O-rings & seals, scribing, carving & part placement
- Complete with 4 different end configurations with hardened scriber points
- Can also be used to retrieve small items in hard to reach areas
- Knurled anodised aluminium handle for better grip

#### SET INCLUDES

- Combination pick and hook pick
- 90° pick and straight pick



SP30802

### HOOK & PICK SET 4 PIECE

#### SET INCLUDES

- Awl tool
- 45° tool
- 90° tool
- Hook tool



## HOOK & PICK SETS

SP30843

### HOOK & PICK SET MINI - LONG 4 PIECE

#### SET INCLUDES

- 1x Combination Hook
- 1x 90° Hook
- 1x Straight Pick
- 1x Hook Pick




SP30842

### HOOK & PICK SET EXTRA LONG - 400MM 4 PIECE

- Heavy duty alloy steel blades
- Heavy duty handles with comfort grip

#### SET INCLUDES

- 1x Rubber hook
- 1x Glass run cleaner
- 1x Angular hook
- 1x Long hook





## HOOK & PICK / GASKET SCRAPERS

SP30844

### HOSE REMOVER PICK SET 2 PIECE

- 2pc hose remover pick set
- Unique tip easily fits between hose & fitting to break stubborn hoses
- Ideal for radiator hoses, heater hoses, etc.



SP30865

### SCRAPER & REMOVER SET HEAVY DUTY 5 PIECE

- Heavy duty alloy steel blades
- Heavy duty handles with comfort grip

#### SET INCLUDES

- 1x 11" Multi-purpose scraper
- 1x 8-1/4" Multi-purpose scraper
- 1x 8" Scratch awl
- 1x 9" Cotter pin puller
- 1x Radiator hose remover



## GASKET SCRAPERS

SP30816

### RAZOR SCRAPER - 4"

- Rubber Grip Handle
- Easy removal of Gasket residue, carbon & ingrained dirt
- Removes decals and stickers without harsh chemicals
- Compact size allows access to tight, hard to reach areas
- Blade Width: 40mm
- Replacement blades available



SP30814

### GASKET SCRAPER HEAVY DUTY 25MM

- 25mm gasket scraper
- Heavy duty alloy steel blade
- Hi-vis nylon handle



SP30806

### GASKET SCRAPER - LONG REPLACEABLE BLADE TYPE

- Designed to reach tight places
- Knurled thumbscrew for easy blade changes
- Hollow handle stores spare blades when not in use
- Uses 40mm replaceable razor blades
- Spare blades included



SP30868

### REPLACEMENT SCRAPER BLADES SINGLE EDGE - 10 PIECE SUITS RAZOR & GASKET SCRAPERS

- Professional quality blade for use in SP blade type scrapers
- Perfect for removing gasket residue, dirt and decals
- Blade Width: 40mm



## CARBIDE SCRAPERS

SP30800

### SCRAPER SET - CARBIDE 2 PIECE

- Blade widths: 17mm & 32mm (5/8" & 1-1/4")
- Heavy duty, long lasting tungsten carbide edges mounted to steel blades and molded into 150mm grips
- Use on automotive, industrial/construction, woodworking and household applications and projects.
- Remove residual material, rust, carbon, glue, paint and varnish from gaskets, steel cylinder heads, brake calipers or other hard surfaces
- Not suitable for use on glass




## SCRAPERS

SP30813

### SCRAPER SET - POLY 4 PIECE

- Remove decals, mouldings, emblems, gaskets & wheel weights from cars without damaging the vehicle
- Ideal for the removal of glued weights on aluminium rims on motorcars & motorbikes
- Includes 20, 22, 25 & 38mm scrapers
- Tough composite construction




## WINDSCREEN REMOVAL TOOL

SP30829

### WINDSCREEN REMOVAL TOOL

- Durable aluminium handle
- Heavy duty steel knife
- Replaceable blades
- Knurled Handle for additional grip



SP33829

### SPARE BLADES

- Heavy duty steel knives
- Replaceable blades
- Set of 3 different sizes



## TWEEZERS

SP30900

### TWEezer SET 4 PIECE

#### SET INCLUDES

- Self closing pointed end - 115mm
- Offset pointed end - 120mm
- Straight pointed end - 115mm
- Offset spade end - 105mm

STAINLESS STEEL





# ➤ THREAD & STUD REPAIR

Broken bolts are a fitters worst nightmare, but fear not. At Sp Tools we can get any broken stud or bolt removed. SP Tools makes a great range of both internal and external removal tools.

## INDUCTION HEATER

HEATS STEEL TO OVER  
**800°C**  
IN SECONDS



**KEVLAR**  
COATED COILS

SP85175

### FLAMELESS INDUCTION HEATER 1750W - PORTABLE

- Professional induction heater with Kevlar coated coils ensure a safe, flameless working environment
- Rapidly heats steel to over 800° within seconds
- Lightweight and extremely portable (Includes shoulder strap)
- Air cooled with overheat protection
- Ideal for heating nuts, bolts, bearings, pipes, suspension, drive shafts, gears, lambda probes and more

#### KIT INCLUDES

- Straight Coil - M10 & M12
- Special Heating Hook
- 90° Coil - M12
- Flexi Wire - 800mm



CHECK OUT THE  
DEMO VIDEO

SCAN OR CLICK ME

HEATS STEEL TO OVER  
**800°C**  
IN SECONDS



**KEVLAR**  
COATED COILS

SP85320

### FLAMELESS INDUCTION HEATER 3200W - PORTABLE

- For quick, safe and easy heating of: bolts, nuts, etc. of M20 and larger.
- Heats parts easily up to 800° or more
- No more open flames in the workshop, less risk of fire
- Protected against overheating or burning through with built-in cooling
- Operates on 220v
- Led Light on front for good view of the work area
- Power: 3200W
- Weight: 8.4kg
- With 2400mm cable for easy gun operation
- Spirals with kevlar sleeve to protect against burning through up to 550°
- Contents: Induction heater, 3x straight spirals, M16, M22 & M28 1x flexible cable, heavy duty case

## INDUCTION HEATER COILS

### KEVLAR COATED COILS ROUND FOR SP85 175

#### AVAILABLE IN 4 SIZES

TYPE	SIZE	MODEL
Straight	M10	SPIH-11
Angled	M10	SPIH-13
Straight	M12	SPIH-12
Angled	M12	SPIH-17
Straight	M16	SPIH-18
Angled	M16	SPIH-21
Straight	M20	SPIH-19
Angled	M20	SPIH-22

- Kevlar coated protection up to 550°
- Straight or Angled



### KEVLAR COATED COILS SPECIAL FOR SP85 175

#### AVAILABLE IN 4 OPTIONS

TYPE	SIZE	MODEL
Track Rod	HOOK	SPIH-14
Sticker pad	PAD	SPIH-16
Flexible Cable	800mm	SPIH-15
Rigid Cable	1000mm	SPIH-24

- Kevlar coated protection up to 550°



### KEVLAR COATED COILS SPECIAL FOR SP85320

TYPE	SIZE	MODEL
Angled round	M16	SPIH-28
Straight round	M22	SPIH-25
Straight round	M28	SPIH-26
Flexible Cable	1000mm	SPIH-27

- Kevlar coated protection up to 550°



## THREADING & RETHREADING

SP31100

### TAP & DIE SET - HEAVY DUTY 32 PIECE

- Ideal for chasing out damaged threads and the removal of nicks/burrs without undercutting good threads
- Cuts threads and bores taps quickly
- Designed specifically for the automotive mechanic
- Covers 6-18mm with common thread pitch sizes
- Housed in EVA foam in a blow moulded case

#### SET INCLUDES

##### DIE SET (15PC):

- M6 x 1.0, M12 x 1.25, M14 x 2.0, M8 x 1.25, M12 x 1.5, M16 x 1.5, M10 x 1.0, M12 x 1.75, M16 x 2.0, M10 x 1.25, M14 x 1.25, M18 x 1.5, M10 x 1.5, M14 x 1.5, 38mm Die Wrench

##### TAP SET (17PC):

- M6 x 1.0, M12 x 1.25, M14 x 2.0, M8 x 1.25, M12 x 1.5, M16 x 1.5, M10 x 1.0, M12 x 1.75, M16 x 2.0, M10 x 1.25, M14 x 1.25, M18 x 1.5, M10 x 1.5, M14 x 1.5, 1/8NPT27, M5-M20 (375mm) Tap Wrench, M3-M10 Tap Wrench







EASY SLIP-ON GRIP

## INTERNAL & EXTERNAL THREAD FILES INDIVIDUAL

INCLUDES SLIP-ON GRIP

AVAILABLE IN 3 OPTIONS

- Restores any diameter damaged left or right-hand external threads
- Includes easy slip-on PVC grip

TYPE	SIZES	MODEL
Metric	0.75, 1.00, 1.25, 1.50, 1.75, 2.00, 2.50 & 3.00mm	SP31305
SAE	11, 12, 13, 14, 16, 18, 20 & 24 TPI	SP31306
SAE	9, 10, 12, 16, 20, 27, 28 & 32 TPI	SP31307

## SCREW EXTRACTION



SP31320

### SCREW EXTRACTOR SET DRILL BIT & GUIDE 25 PIECE

- For extracting broken screws, studs & bolts: 5mm to 16mm
- Threads designed to remove broken fasteners without breaking or jamming
- Fluted type extractors that provide a solid grip on broken studs and screws
- Housed in heavy duty storage case and EVA foam tray

SET INCLUDES

- 5x Drill Bits: 1/8", 3/16", 1/4", 5/16", 11/32"
- 5x Extractor Pins Sized to Match Drill Bits
- 5x Hex Extracting Drivers to Match Extractor Pins
- 10x Stud Drilling Guides: 9/32, 5/16, 11/32, 3/8, 13/32, 7/16, 15/32, 1/2, 17/32 & 9/16"



SP31301

### SCREW EXTRACTOR SET SPIRAL TYPE - 5 PIECE

- Remove broken studs, screws & pipe fittings
- Manufactured from heat treated chrome molybdenum steel

SIZE RANGE

- Metric: M4 - M20
- SAE: 5/32 - 3/4"

## NUT SPLITTERS

SP31210

### NUT SPLITTER SET 4 PIECE

- Splitting of seized bolts and/or over tightened bolts without damaging the thread
- Chrome molybdenum steel blades with forged high carbon steel grips
- Hardened, tempered & chrome plated for rust resistance

SET INCLUDES

- 9-12mm, 12-16mm, 16-22mm & 22-27mm



ALSO AVAILABLE INDIVIDUALLY

### NUT SPLITTERS INDIVIDUAL

SIZE	MODEL
9-12mm	SP31211
12-16mm	SP31212
16-22mm	SP31213
22-27mm	SP31214

# WORKSHOP

Workshop need an upgrade? At SP Tools we have it all. Creepers, stools, brushes and safety gear. Check out the new SUMO Creeper, especially made for the bigger built/taller blokes in the workshop.

## WORKSHOP MOBILE SEATS & STOOLS



SPR-55

### STOOL WITH STORAGE PNEUMATIC

- Pneumatic seat adjusts from 420 to 533mm
- 430mm reinforced steel base with 5 heavy duty swivel castors
- 3 Section tray base with removable magnetic pad
- High density foam padded seat
- Chrome plated heavy duty steel frame
- Recommended for garage and shop use
- Note: Tools not included



SPR-60

### STOOL WITH SWIVEL TOP PNEUMATIC

- Pneumatic seat adjusts from 660 to 787mm
- High density foam padded seat
- Chrome plated heavy duty steel frame
- Non-slip rubber feet

T8R58

### WORKSHOP SEAT - 3 DRAWERS 888 SERIES

- Heavy duty frame
- High density foam padded seat
- Ball bearing slide drawers
- Easy access spray can holder
- Swivel castors

#### DIMENSIONS:

- Unit: 370 x 400 x 367mm
- Drawers (3): 190 x 300 x 40mm





## MECHANICS CREEPERS



**20%  
WIDER**

SPR-48

### MECHANICS CREEPER SUMO

- 20% wider - Ideal for bigger built/taller blokes
- Heavy duty steel frame
- 6 heavy duty castors
- Wide padded body & head rest
- Capacity: 150kg (330 lbs)
- 1030mm x 540mm



SPR-46

### MECHANICS CREEPER ADJUSTABLE HEAD REST

- Heavy duty steel frame
- 4 heavy duty castors
- Padded body & head rest
- Adjustable head rest
- Capacity: 80Kg (176 lbs)
- 1030mm x 440mm



SPR-44

### MECHANICS CREEPER

- Heavy duty steel frame
- 6 castors
- Padded body & head rest
- Capacity: 80Kg (176 lbs)
- 1030mm x 440mm

## VEHICLE PROTECTION



SPR-11

### NYLON PROTECTIVE SEAT COVER

- Heavy duty nylon
- Easy slip-on design
- Protects seats against oil, grease and water

SPR-22

### MECHANICS MAGNETIC MUDGUARD / FENDER PROTECTOR

- Vinyl with soft inner to protect car paintwork
- Contains hidden sleeved magnets to hold cover firmly in position
- Resistant to oil, grease & water
- 810mm (w) x 645mm (H)



SPR30

### KNEELING PAD

- Soft kneeling pad provides comfort when kneeling for long periods of time
- Reduces knee and lower back pain
- Tough, lightweight and Easy clean cover
- Includes a convenient carry handle
- Size: 550mm x 320mm x 22mm



**WORKSHOP ORGANISERS**

**SPANNER RACKS**

**HOLDS UP TO 12 SPANNERS**

- Versatile spanner organiser, designed to neatly store open end, ring or combination spanners.
- Manufactured from high impact plastic
- Built in eyelet mounting holes ideal for wall mounting, peg boards, shadow boards or tool cabinets
- Built in handle for easy transport
- Fuel and solvent resistant

**AVAILABLE IN 2 OPTIONS**

TYPE	MODEL
REVERSE	SP31717
FORWARD	SP31716



**SOCKET RAIL  
SPRING LOADED**

**SOCKETS NOT INCLUDED**

- Spring loaded clips hold sockets firmly to rail
- Holds up to 16 sockets

**AVAILABLE IN 3 OPTIONS**

SIZE	MODEL	CAPACITY
1/4"DR	SP201R	16 SOCKETS
3/8"DR	SP202R	16 SOCKETS
1/2"DR	SP203R	16 SOCKETS



\*NOTE: SOCKETS NOT INCLUDED, RAIL ONLY

**SOCKET RAIL  
TWIST LOCK**

**SOCKETS NOT INCLUDED**

- Twist Lock sockets onto rail by turning them to the right - Unlocked by turning to the left

**AVAILABLE IN 3 OPTIONS**

SIZE	MODEL	CAPACITY
1/4"DR	SP201RQM	13 SOCKETS
3/8"DR	SP202RQM	14 SOCKETS
1/2"DR	SP203RQM	16 SOCKETS



\*NOTE: SOCKETS NOT INCLUDED, RAIL ONLY

**PARTS TRAYS**

**SP30911**

**PARTS TRAY - MAGNETIC  
140 X 240MM**

- Low profile parts tray is great for all jobs around the work shop, big or small, especially parts storage
- Magnetic based stainless steel tray holds itself and contents in any position avoiding loss of parts
- 2 Heavy duty magnetic plates securely hold the tray to any steel surface



**SP30910**

**PARTS TRAY - MAGNETIC  
150MM DIA.**

- Low profile parts tray is great for all jobs around the work shop, big or small, especially parts storage
- Magnetic based stainless steel tray holds itself and contents in any position avoiding loss of parts
- Heavy duty magnetic plate securely hold the tray to any steel surface





## SAFETY GEAR & GLOVES

### GLOVES - GENERAL PURPOSE

- Stretch Spandex fabric ensures a comfortable fit
- Thin wall reinforced palm grip for better feel
- High quality Velcro for firm wrist grip
- Machine washable

#### AVAILABLE IN 2 SIZES

CAPACITY	MODEL
Large	SP68800
X-Large	SP68801



**ADDED DURABILITY & BREATHABILITY**  
Breathable stretch fabric keeps your hands cool and dry while the synthetic finger tips and reinforced thumb panel provide added durability.

**HIGH FEEL**  
High feel synthetic leather palm forms to your hand to allow for more feel, ideal for many jobs around the workshop.



SPR88

### EAR PROTECTION EXTREME PERFORMANCE

- Quality sound absorbing foam to protect ears
- Class 5 32db protection for high noise applications
- Soft edged Hi-vis ear cups for maximum comfort and increased visibility and safety
- Adjustable tensioned headband for security and comfort



SPR80

### SAFETY GLASSES - CLEAR LENS

- Tough polycarbonate clear lenses
- Wrap-around design to maximise coverage and protection in high impact environments
- Protects eyes from all angles
- Light weight and comfortable to wear

## WIRE BRUSHES

### CARBON STEEL BRISTLES

Removes rust and corrosion, polishing metal surfaces and blending surface junctures

### STAINLESS STEEL BRISTLES

Clean parts that need heavy duty scrubbing

### BRASS BRISTLES

Clean unfinished metal parts without damaging surfaces or fine features

### NYLON BRISTLES

Clean delicate parts and detail vehicle interiors

SP30893

### WIRE BRUSH SET 355MM - 3 PIECE

- Ideal for heavy duty cleaning
- 3 rows of bristles on each brush
- Ergonomic polypropylene handles

#### SET INCLUDES

- Carbon Steel Bristled Brush
- Stainless Steel Bristled Brush
- Brass Bristled Brush



SP30891

### WIRE BRUSH SET 230MM 3 PIECE

- Ideal for heavy duty cleaning
- 2 rows of bristles on each brush
- Ergonomic polypropylene handles

#### SET INCLUDES

- Carbon Steel Bristled Brush
- Stainless Steel Bristled Brush
- Brass Bristled Brush



SP30892

### WIRE BRUSH SET 254MM 3 PIECE

- Ideal for heavy duty cleaning
- 4 rows of bristles on each brush
- Ergonomic polypropylene handles

#### SET INCLUDES

- Carbon Steel Bristled Brush
- Stainless Steel Bristled Brush
- Brass Bristled Brush



T830807

### WIRE BRUSH SET MINI - 180MM 6 PIECE

- Ideal for cleaning small parts or areas
- Ergonomic polypropylene handles

#### SET INCLUDES

- 2x Nylon Bristled Brushes
- 2x Stainless Steel Bristled Brushes
- 2x Brass Bristled Brushes



SP30890

### WIRE BRUSH SET MINI - 180MM 3 PIECE

- Ideal for heavy duty cleaning
- 3 rows of bristles on each brush
- Ergonomic polypropylene handles
- 5 hole tips

#### SET INCLUDES

- Nylon Bristled Brush
- Stainless Steel Bristled Brush
- Brass Bristled Brush





# ➤ FLUID TRANSFER

**OIL, GREASE OR FUEL... WE CAN MOVE IT.**

SP Tools work closely with the world's leading manufacturers of lubrication equipment. Our product offer is designed to maximise uptime of plant and equipment around the globe. Extensive and continuing research and development ensures SP Tools Lubrication Division is at the forefront of the industry.

## GREASE GUNS

SP65108

### GREASE GUN VARIABLE STROKE PISTOL GRIP

- 20" flexible hose with heavy duty quick release coupler
- In-line swivel joint, eliminating awkward twisting
- Heavy duty cast aluminium body with textured non-slip grip
- Heavy duty hardened 4 jaw super grip coupler, coupler includes ball check
- Bleeder valve for purging unwanted air
- 2-way loading: Bulk or 450cc grease cartridge
- Coupler and hose locks to pump for easy clean storage
- Air inlet: 1/4"
- Hose size: 3/8" I.D.
- Max pressure: 8000PSI



**IN-LINE SWIVEL JOINT**  
Eliminates awkward twisting

**LOCK TECH**  
Quick-release coupler locks to grease gun for easy storage

Extra long flex hose

Quick-Release Coupler

SP65104

### GREASE GUN SET - MINI

- Chrome plated finish for longer service life
- Working pressure: 1000 psi
- Capacity bulk: 80ml
- Includes 3 interchangeable tips

INCLUDES 100g TUBE OF LUBRICATION GREASE

- Suitable for automotive applications
- EP additive Molybdenum Disulphide

#### SUITABLE FOR

Rack and pinion steering,  
Universal joints and ball joints.



## FLUID PUMP

T865000

### FLUID TRANSFER PUMP BATTERY OPERATED

- Suitable for the rapid, mess-free, transferring of Petrol, Diesel, Kerosene, oil, Water (non potable) and other non-corrosive liquids.
- No heavy lifting of containers.
- Durable battery operated impeller pump transfers up to 13 Litres (3.5 Gallons) of liquid per minute
- 60cm flexible tubing and 30cm extended reach suction pipe
- Runs on 2 x 1.5V D Alkaline batteries (not included)



TRANSFERS  
**13 LITRES**  
PER MINUTE

# TYRE SERVICE

Accurate tyre inflation is extremely important to the on road safety of a vehicle. At SP Tools we offer a range of both digital and analogue inflators and testers to make sure you get it right.

## TYRE INFLATORS/DEFLATORS

SP65900

### TYRE INFLATOR WITH DEFLATOR CONVEX LENS GAUGE PROFESSIONAL

- Ideal for automotive, industrial and trade use
- Fast inflation
- Heavy duty aluminium body
- Pressure measuring range:  
0-150 PSI | 0-10 Bar | 0-1050 Kpa
- 390mm Spiral protected flexible rubber hose
- Rubber impact protection
- Dual chuck with 360° Swivel
- Operating pressure: 90PSI
- Air Flow: 1.2CFM at 100PSI
- Air inlet: 1/4" Female



TWO STAGE  
LEVER CONTROL

DUAL HEAD CHUCK  
Ideal design for dual  
wheel vehicles

#### MULTI SCALE

PSI	BAR	KPA
0-150	0-10	0-1050

SP65500

### TYRE INFLATOR WITH DEFLATOR


- Highly accurate
- Large and easy to read dial
- Gauge fitted with heavy rubber bumper includes 600mm hose with clip-on chuck
- Calibrated: 10-170 PSI in 2lb Increments 70-1200 kPa in 10 kPa increments
- Gauge diameter: 80mm
- Accuracy: +/- (F.S.x1%)+0.5 PSI at 2-100 PSI +/- (F.S.x2%)+0.5 PSI at 101-150 PSI
- Pressure range: 2-150 PSI



SP65508

### TYRE PRESSURE GAUGE

- L-shape design allows for increased flexibility when connecting to difficult to access tyre valves
- The air chuck can rotate 360° and is paired with a soft rubber tube to increase the flexibility during use
- Accuracy: ±1psi/0.1bar
- Gauge: 2.5"
- Calibration: 3-60psi/0.2-4bar





# > LIGHTING

## SP'S HIGH PERFORMANCE, QUALITY LIGHTING SOLUTIONS

SP's cordless range of quality work lights are manufactured to the highest standards to suit the needs of the professional and are built to last. The full product range covers a number of lighting needs from small and compact hand-held work lights all the way up to ultra bright flood lighting. SP is constantly pushing the boundaries of LED and battery technology to bring you cutting edge work lights that will ensure you always have the most reliable, best performing tools on the market. Longer run time, brighter lighting and innovative design is at the core of the SP cordless lighting range.

### WIRELESS CHARGE LIGHTING

One of SP's latest innovative breakthroughs is the incorporation of new wireless charging technology into the work light platform.

No longer do you have to plug your work light into a charger over night. The new pad style charger allows you to simply place the work light on the charging pad and the charging process instantly begins. Magnetic zones on the front of the charging pads firmly hold the work lights in place at any angle, while the heavy duty rear magnets allow for the charging pad to be instantly mounted onto any magnetic surface such as a steel tool box or work top.

The chargers are not only compatible with SP work lights but also the latest Android & iPhones, Apple Watches, AirPods, tablets and more.



**LUMENS**  
**500** | **150**  
WORK LIGHT | TORCH

**LUMENS**  
**300** | **100**  
WORK LIGHT | TORCH

SP81499

### WORK LIGHT/FLASHLIGHT SMD LED - WIRELESS CHARGE

#### SMD LED WORK LIGHT & TORCH:

- Ultra bright 5w SMD LED work light: 500 Lumen
- High power LED torch/top light: 150 Lumen
- Wireless charging
- Adjustable dimmer work light: 500 to 75 Lumens
- Flexible magnetic base
- 180° fold out hook
- Splash & dust resistant - IP68
- Impact resistant
- Rechargeable
- Battery level and charge indicator
- Micro USB charging system (to charging pad)
- Battery: 3.7v 2600mAH
- Battery type: Lithium-ion
- Charging time: 4.5 Hours

#### POCKET WORK LIGHT & TORCH:

- Super bright 3w SMD LED work light: 300 Lumen
- Powerful LED torch/top light: 100 Lumen
- Wireless charging
- Adjustable dimmer work light: 300 to 30 Lumens
- Flexible magnetic base
- 180° fold out hook
- Splash & dust resistant - IP68
- Impact resistant
- Rechargeable
- Battery level and charge indicator
- Micro USB charging system (to charging pad)
- Battery: 3.7v 1200mAH
- Battery type: Lithium-ion
- Charging time: 2.5 Hours

#### DUAL ZONE WIRELESS CHARGING PAD:

- Dual charging zones
- Charges various devices
- Magnetic zones holds lights firmly in place while charging
- Powerful rear magnet - Ideal for mounting to steel tool box
- Wall mountable



### DUAL ZONE WIRELESS CHARGING PAD

The new SP fast charge wireless charging pad lets you charge your light or compatible devices wirelessly, without requiring them to be fixed in one spot. Simply lay the compatible device anywhere on its surface to start charging.



### MAGNETIC ZONES

Holds the light firmly in place at any angle



### WALL MOUNTABLE & MAGNETIC

Powerful rear magnet makes it ideal for mounting the charging pad to your tool kit

Charges compatible SP lights, latest Android & iPhones, Apple Watches, AirPods, tablets & more



## WIRELESS CHARGE LIGHTING CONTINUED

SP81496

### WORK LIGHT/FLASHLIGHT SMD LED - WIRELESS CHARGE

**SMD LED WORK LIGHT & TORCH:**

- Ultra bright 5w SMD LED work light: 500 Lumen
- High power LED torch/top light: 150 Lumen
- Wireless charging
- Adjustable dimmer work light: 500 to 75 Lumens
- Flexible magnetic base
- 180° fold out hook
- Splash & dust resistant - IP68
- Impact resistant
- Rechargeable
- Battery level and charge indicator
- Micro USB charging system (to charging pad)
- Battery: 3.7v 2600mAh
- Battery type: Lithium-ion
- Charging time: 4.5 Hours

**SINGLE ZONE WIRELESS CHARGING PAD:**

- Charges various devices
- Magnetic zone holds light firmly in place while charging
- Powerful rear magnet - Ideal for mounting to steel tool box
- Wall mountable



LUMENS  
**500** | **150**  
WORK LIGHT | TORCH

Charges compatible SP lights, latest Android & iPhones, Apple Watches, AirPods, tablets & more



## WORK LIGHTS

SP81446

### WORK LIGHT/FLASHLIGHT COB LED - SLIMLINE


- Ultra bright COB LED work light
- High power LED torch/top light
- Adjustable dimmer switch work light
- 120° Pivoting slimline head
- 360° fold out hook
- Strong magnetic base
- Water/splash resistant - IP54
- Impact resistant - IK07
- Rechargeable Lithium-ion
- Charging time: 4 Hours

**SPECIFICATIONS: Work Light**

- Lumen: Up to 1000 Lumens
- Run Time: 1.5 to 8 Hours

**SPECIFICATIONS: Top Light**

- Lumen: 150 Lumens
- Run Time: 8 Hours



120° TILT

LUMENS  
**1000** | **150**  
WORK LIGHT | TORCH



Slimline Shaft:  
160mm  
Overall Length:  
360mm



SP81447

### WORK LIGHT COB LED /W POWERBANK FUNCTION

- Ultra bright COB LED work light
- High power LED torch/top light
- 270° Pivoting & Foldable slimline head
- 360° fold out hook
- Strong magnetic base
- Water/splash resistant - IP54
- Impact resistant - IK07
- Rechargeable Lithium-ion
- Charging time: 6 Hours
- With powerbank function to charge phones etc.

**SPECIFICATIONS: Work Light**

- Lumen: 400 Lumens
- Run Time: 3.5 to 4 Hours

**SPECIFICATIONS: Top Light**

- Lumen: 200 Lumens
- Run Time: 8 Hours




270° TILT

LUMENS  
**400** | **200**  
WORK LIGHT | TORCH





**BLUETOOTH SPEAKER • WORK LIGHT • POWER BANK**



**DUAL LINK**

SYNC 2 DEVICES TOGETHER FOR SURROUND SOUND

SP81400

**BLUETOOTH SPEAKER.  
WORK LIGHT. POWER BANK**

**SPEAKER FUNCTION**

- Connects to your smart device via long range bluetooth 5.0, allowing you to play all your favourite jams on the go, in the workshop, at home, in the gym or out camping.
- Smart DUAL LINK Technology allows you to connect two of these units together for a louder, fuller surround sound experience.
- Control playback through your phone or through the user friendly interface on the unit.
- Sound output 6W (2 x 3W Speakers)
- Long range 5.0 Bluetooth capability
- Ultra lightweight design
- Includes carabiner, so unit can be hung for convenience



**WORK LIGHT**

- High power 10w COB LED
- 2 work light brightness settings
- Strong magnetic base and side panel allows you to fix this unit to any magnetic surface and use as a high powered work light.
- Durable ABS construction
- IP65 Dust proof / Water Resistant
- Rechargeable
- Battery: 3.7V 4400mAH
- Battery type: Lithium-ion
- USB charging: 5V-1A
- Charging Time: 4-5Hours via USB Cable



CHECK OUT THE DEMO VIDEO



SPECIFICATIONS: Setting 1

- 800 Lumens
- 5 hours run time

SPECIFICATIONS: Setting 2

- 400 Lumens
- 8 hours run time

**POWER BANK**

- Conveniently charge your smart devices using the built-in 2.0 USB port
- Also features a Micro-USB port for quick charging (4-5 hours to max charge)
- 4400mAh Rechargeable Battery

DIMENSIONS: 206 x 76 mm

SCAN OR CLICK ME

LUMENS  
**800** | **400**  
WORK LIGHT | WORK LIGHT





## WORK LIGHTS CONTINUED

SP81438

### TORCH/WORK LIGHT LED PEN - SLIMLINE

- High power COB LED
- Magnetic pocket clip
- Rechargeable
- Fast Charge USB-C charging
- Battery: 3.7v 520mAh
- Charging time: 2 Hours
- Weight: 35g
- Size: 21 x 160 x 8.3mm

SLIM



LUMENS  
**150** | **70**  
WORK LIGHT | TORCH

- SPECIFICATIONS: Setting 1
- 150 Lumens
  - 2 hours run time
- SPECIFICATIONS: Setting 2
- 70 Lumens
  - 4 hours run time

SP81439

### TORCH/WORK LIGHT LED PEN Size: 27 x 20 x 80mm

- High power COB LED
- Swivelling magnetic pocket clip
- Rechargeable
- Micro USB charging system
- Battery: 3.7v
- Charging time: 2 Hours
- Weight: 7g

- SPECIFICATIONS:
- Work Light: 130 Lumens
  - Top Light: 50 Lumens



LUMENS  
**130** | **50**  
WORK LIGHT | TORCH

SP81448

### WORK LIGHT - COB LED - COMPACT

- High power COB LED
- 3 work light brightness settings
- Strong magnetic base
- 360° full swivel joint head
- IMPact resistant
- Rechargeable
- Battery: 3.7V 2600mAh
- Battery type: Lithium-ion
- USB charging: 5V-1A

- SPECIFICATIONS: Setting 1
- 100 Lumens
  - 13 hours run time
- SPECIFICATIONS: Setting 2
- 350 Lumens
  - 4 hours run time
- SPECIFICATIONS: Setting 3
- 700 Lumens
  - 2 hours run time

360° SWIVEL



- Li-Ion RECHARGEABLE
- MAG BASE
- 360°

LUMENS  
**700** | **350** | **100**  
WORK LIGHT | WORK LIGHT | WORK LIGHT

SP81491

### DUAL LIGHT SLIMLINE HEADLAMP - COB LED

#### MOTION SENSE ON/OFF

- Ultra bright, ultra wide 5w COB LED Floodlight with 2 brightness settings
- 230° wide angle LED beam illuminates your entire field of view
- Includes a High power Cree LED side beam spot light with 2 brightness settings
- Smart on/off motion sensor
- Ultra lightweight, sleek, slim, low profile design (weighs 72 grams)
- Adjustable headband with non-slip grip
- SOS emergency flash mode
- IPX4 waterproof rating
- Fast charging USB Type C system
- Battery: 3.7v 1200mAh
- Rechargeable Li-Polymer Battery

LIGHTWEIGHT



230° WIDE ANGLE LED BEAM

- WIDE BAND FLOODLIGHT**
- SPECIFICATIONS: Setting 1
- 350 Lumens
  - 2.5 hours run time
- SPECIFICATIONS: Setting 2
- 120 Lumens
  - 3.5 hours run time

- SIDE BEAM SPOT LIGHT**
- SPECIFICATIONS: Setting 1
- 120 Lumens
  - 4 hours run time
- SPECIFICATIONS: Setting 2
- 45 Lumens
  - 6 hours run time



**MOTION SENSE ON/OFF**  
Easily turn the headlamp on and off by simply swiping your hand in a downward motion in front of the motion sensor. This allows you to quickly turn on the light when you need it and off when you don't.

LUMENS  
**350** | **120**  
WORK LIGHT | WORK LIGHT

**120** | **45**  
SPOT LIGHT | SPOT LIGHT



SP81459

## DUAL LIGHT SLIMLINE HEADLAMP - OSRAM P8

- Ultra bright, High power beam P8 OSRAM LED Floodlight with 2 brightness settings
- 230° wide angle LED illuminates your entire field of view
- Ultra lightweight, sleek, slim, low profile design
- Adjustable headband with non-slip grip
- Battery indicator
- IPX4 waterproof rating
- Fast charging USB Type C system
- Battery: 3.7v 1800mAh
- Rechargeable Li-Polymer Battery



230° WIDE ANGLE LED BEAM

### WIDE BAND FLOODLIGHT

- SPECIFICATIONS: Setting 1**
- 350 Lumens
  - 5 hours run time
- SPECIFICATIONS: Setting 2**
- 120 Lumens
  - 8 hours run time

### BEAM SPOT LIGHT

- SPECIFICATIONS: Setting 1**
- 500 Lumens
  - 4 hours run time
- SPECIFICATIONS: Setting 2**
- 200 Lumens
  - 7 hours run time

### LUMENS

**350** | **150**  
WORK LIGHT | WORK LIGHT


**500** | **200**  
SPOT LIGHT | SPOT LIGHT

## UNDER BONNET WORK LIGHT

SP81466

## WORK LIGHT - UNDER BONNET PREMIUM SMD LED - CORDLESS

- High power SMD LED work light
- Low power consumption with low heat emission
- Extendable for applications between 1150 and 1800mm
- Brightness control - 2 settings
- 360° Swivel light for flexible light positioning
- Diffused lens for softer lighting and reduced shadow
- Wide 120° light spread
- Constructed from high grade aluminium
- Soft padded bonnet hooks
- Battery level and charge indicator
- Dust and water resistant - IP65
- Impact resistant - IK08
- Rechargeable
- Micro USB charging system
- Battery: 3.7v 4400mAh
- Battery type: Lithium-ion
- Charging time: 5 hours



360° SWIVEL

### EXTENDABLE

Easily adjusts to suit bonnet sizes up to 1800mm

- SPECIFICATIONS: Setting 1**
- Lumen: 1000 Lumens
  - Run time: 3 Hours

- SPECIFICATIONS: Setting 2**
- Lumen: 500 Lumens
  - Run time: 6 Hours

### LUMENS

**1000** | **500**  
WORK LIGHT | WORK LIGHT

SP81467

## WORK LIGHT - UNDER BONNET STRAP COB LED - CORDLESS

- High power COB LED work light
- With 2 strong magnets to attach, or use elastic strap
- Brightness control - 2 settings
- 230° wide angle LED beam illuminates your entire field of view
- Ultra lightweight, sleek, slim, low profile design (weighs 330 grams)
- IPX4 waterproof rating
- Fast charging USB Type C system
- Battery: 2400mAh
- Rechargeable Li-Polymer Battery
- Charging time: 3.5 hours
- Size: 1400L x 42D x 40H mm



- SPECIFICATIONS: Setting 1**
- Lumen: 1000 Lumens

- SPECIFICATIONS: Setting 2**
- Lumen: 400 Lumens

### LUMENS

**1000** | **400**  
WORK LIGHT | WORK LIGHT

# 10

# CORDLESS TOOLS

THE NEW SP SX DRIVE POWER TOOL PROGRAM HAS BEEN DEVELOPED TO OFFER SUPERIOR PERFORMANCE TO AUTOMOTIVE, INDUSTRIAL AND TRADE APPLICATIONS. EACH SP SX DRIVE TOOL OFFERS THE BEST COMPONENTRY FOR LONGEVITY AND DURABILITY FOR THE LIFE OF THE TOOL AND ARE RATED IN REAL WORKING TORQUE FOR REAL PERFORMANCE WITH OPTIMAL SIZE, WEIGHT AND COMFORT.







ST

SHLESS



# SP SX DRIVE


**MAX PERFORMANCE**  
**MAX RUN TIME**  
**MAX POWER**

## SP MAX CORE MICROPROCESSORS

The core to the **SP SX drive** program are the Max Core microprocessors that offer the ultimate charger to battery to tool interface to improve outright performance. We have embedded microprocessors in all three components to give users longer run times, charge and discharge protection, intelligent current flow and temperature protection.

With **SP SX drive** using Max Core technology we can offer more work time, more power, more recharges and ultimately better performing tools.

## COMPONENT COMMUNICATION



BATTERY, CHARGER AND UNIT TALK TO EACH OTHER



## SP MAX LITHIUM BATTERIES

The **SP SX drive** cordless range is powered by next-gen INR chemistry battery cells. The INR chemistry combines the safety and low resistance of Manganese and the high energy capacity of Nickel. When we combine these cells with Max Core electronics, the result is a battery pack with superior performance and safety or in simple terms, the very best available.





## > 12v

### COMPACT, LIGHTWEIGHT & POWERFUL

This range is widely used in the automotive industries where size is important due to inaccessibility on today's vehicles and machinery. As most of the jobs are not repetitious, usually one battery will last the whole workday, so many of SP SX drive 's 12V models are available with one or two batteries.



## 12V COMBO KITS

SP83114

### 12V 3/8" DR MINI IMPACT WRENCH KIT



#### SET INCLUDES

- 12v Mini 3/8" Dr Impact Wrench (P/N: SP83113BU)
- 10 Pc Metric Impact Socket Rail Set (P/N: SP20250)
- 2.5Ah Mx Lithium Battery Packs - 2x (P/N: SP83971)
- 12v Charger (P/N: SP81893)

## > MORE COMBO KITS AVAILABLE

Head over to the SP Tools website to check out our latest promo combo kits on offer.

[WWW.SPTOOLS.EU](http://WWW.SPTOOLS.EU)

## 12V IMPACT WRENCHES

SP83113

### 12V 3/8" DR MINI IMPACT WRENCH

- No-Load Speed: 2200rpm
- Torque: 105Nm
- Capacity: 3/8" (10mm)
- Variable speed trigger with brake
- Powerful motor delivers 105Nm of torque
- Ergonomic soft grip handle
- Built-in LED light illuminates work area
- Weight: 0.87kg (With Battery)
- Charging Time: 1 hour auto cut-off (±10min)

#### SET INCLUDES

- 12v Mini 3/8" Dr Impact Wrench
- 2.5Ah Mx Lithium Battery Pack
- 12v Charger

**TORQUE**  
105Nm

**SPEED**  
2200RPM



### COMPACT POWER

THE BEST COMBINATION OF VOLTAGE, POWER, TORQUE AND SIZE

#### SKIN ONLY

Battery & charger not included

#### ALSO AVAILABLE

SP83113BU  
3/8" IMPACT WRENCH  
BODY ONLY

SP83113-1/4BU  
1/4" IMPACT WRENCH  
BODY ONLY



## 12V IMPACT DRIVERS

SP83141

### 12V 1/4" HEX MINI IMPACT DRIVER

- No-Load Speed: 2200rpm
- Torque: 90Nm
- Capacity: 1/4" (6mm)
- Variable speed trigger with brake
- Powerful motor delivers 90Nm of torque
- Ergonomic soft grip handle
- Built-in LED light illuminates work area
- Weight: 0.87kg (With Battery)
- Charging Time: 1 hour auto cut-off (±10min)

#### SET INCLUDES

- 12v Mini 1/4" Hex Impact Driver
- 2.5Ah Mx Lithium Battery Pack
- 12v Charger

**TORQUE**  
90Nm

**SPEED**  
2200RPM



### COMPACT POWER

THE BEST COMBINATION OF VOLTAGE, POWER, TORQUE AND SIZE

ALSO AVAILABLE

SKIN ONLY

Battery & charger not included

SP83141BU



## 12V DRILL DRIVERS

SP83213

### 12V 10mm DRILL DRIVER 2 SPEED

- No-Load Speed: Low - 0-700rpm. High 0-1700rpm
- Torque: 24Nm
- Adjustable Two speed controller
- Variable speed switch with brake
- Powerful motor delivers 24Nm of torque
- 10 selection clutch torque control
- Gear box with spindle lock function
- Single sleeve keyless chuck
- Weight: 1.04kg (With Battery)

#### SET INCLUDES

- 12v Mini 3/8" Dr (10mm) Drill Driver
- 2.5Ah Mx Lithium Battery Pack
- 12v Charger

**SPEED**  
Low: 0-700RPM  
High: 0-1700RPM

**CLUTCH CONTROL**  
10 Torque Selections

**TORQUE**  
24Nm



### COMPACT POWER

THE BEST COMBINATION OF VOLTAGE, POWER, TORQUE AND SIZE

ALSO AVAILABLE

SKIN ONLY

Battery & charger not included

SP83213BU



## 12V SCREWDRIVERS

SP83210

### 12V 2 SPEED MINI SCREWDRIVER

- No-Load Speed: Low: 0-530rpm. High: 0-2250rpm
- Torque: 17Nm
- Capacity: 1/4" (6.5mm)
- 2 Adjustable speed controller
- Variable speed switch with brake
- Built-in LED light illuminates work area
- Weight: 1.05kg (With Battery)
- Charging Time: 1 hour auto cut-off (±10min)

#### SET INCLUDES

- 12v 2 Speed Mini Screwdriver
- 2.5Ah Mx Lithium Battery Pack
- 12v Charger

**TORQUE**  
17Nm

**SPEED**  
Low: 0-530RPM  
High: 0-2250RPM



### COMPACT POWER

THE BEST COMBINATION OF VOLTAGE, POWER, TORQUE AND SIZE

ALSO AVAILABLE

SKIN ONLY

Battery & charger not included

SP83210BU





## 12V BATTERY PACKS

SP83970

### 12V BATTERY PACK LITHIUM-ION 2.5AH

The SP SX drive cordless range is powered by next-gen INR chemistry battery cells. The INR chemistry combines the safety and low resistance of Manganese and the high energy capacity of Nickel. When we combine these cells with Max Core electronics, the result is a battery pack with superior performance and safety or in simple terms, the very best available.

- Longer run time
- Less charging
- Power when you need it
- Stronger coated contacts
- Longer life - More than double the recharges of normal lithium batteries



SP83971

### 12V BATTERY PACK LITHIUM-ION 3.0AH

The SP SX drive cordless range is powered by next-gen INR chemistry battery cells. The INR chemistry combines the safety and low resistance of Manganese and the high energy capacity of Nickel. When we combine these cells with Max Core electronics, the result is a battery pack with superior performance and safety or in simple terms, the very best available.

- Longer run time
- Less charging
- Power when you need it
- Stronger coated contacts
- Longer life - More than double the recharges of normal lithium batteries



## 12V CHARGER

SP81893

### 12V BATTERY CHARGER



SP multi function microprocessor controlled 12 volt battery charger features a 9 stage control and protection system

- Programmable over-charge voltage
- End of charge current
- Temperature cut-off
- Safety charging time
- Receive charge termination signal
- Over-charge voltage protection
- Over-charge current protection
- Short circuit protection

> 16v

**COMPACT, LIGHTWEIGHT & POWERFUL**

These are used when you need that extra power but still not as bulky as the bigger voltages.

**16V COMBO KITS**

SP81120

**16V 3/8" DR BRUSHLESS IMPACT WRENCH KIT**

- No-Load Speed: 2300rpm
- EXTREME Torque: 392Nm
- Capacity: 3/8" (10mm)
- Variable speed trigger with brake
- Powerful motor delivers 392Nm of torque
- Ergonomic soft grip handle
- Fast Charge - Only 40 Mins

**EXTREME TORQUE**  
392Nm

Patented "V" Type Hammer - Low Vibration

**SET INCLUDES**

- 16v 3/8" Dr Brushless Impact Wrench
- 10PC 3/8" Dr 6PT Impact Socket Rail Set (P/N: SP20250)  
10, 11, 12, 13, 14, 15, 16, 17, 18 & 19mm
- 2.0Ah Max Lithium Battery Packs - 2x (P/N: SP81984)
- 16v Charger (P/N: SP81985)



**BRUSHLESS**

**COMPACT POWER**

THE BEST COMBINATION OF VOLTAGE, POWER, TORQUE AND SIZE



ALSO AVAILABLE

**SKIN ONLY**

Battery & charger not included

SP81120BU

> MORE COMBO KITS AVAILABLE

Head over to the SP Tools website to check out our latest promo combo kits on offer.

[WWW.SPTOOLS.EU](http://WWW.SPTOOLS.EU)

**16V IMPACT WRENCHES**

SP81120-1

**16V 3/8" DR MINI IMPACT WRENCH**

- No-Load Speed: 2300rpm
- EXTREME Torque: 392Nm
- Capacity: 3/8" (10mm)
- Variable speed trigger with brake
- Powerful motor delivers 392Nm of torque
- Ergonomic soft grip handle
- Fast Charge - Only 40 Mins

**SET INCLUDES**

- 16v Mini 3/8" Dr Impact Wrench
- 2.0Ah Max Lithium Battery Pack
- 16v Charger



**COMPACT POWER**

THE BEST COMBINATION OF VOLTAGE, POWER, TORQUE AND SIZE



## 16V DRILL DRIVERS

SP81222-1

### 16V 10mm DRILL DRIVER 2 SPEED

- No-Load Speed: Low - 0-360rpm. High 0-1550rpm
- Torque: 27Nm
- Two speed variable
- Aluminium clutch ring
- 4 pole motor delivers 27Nm of torque
- 11 selection clutch torque control
- Gear box with spindle lock function
- All steel single sleeve keyless chuck
- Weight: 1.04kg (With Battery)
- Charging Time: 1 hour auto cut-off (±10min)

#### SET INCLUDES

- 16v Mini 3/8" Dr (10mm) Drill Driver
- 2.0Ah Max Lithium Battery Pack
- 16v Charger



### COMPACT POWER

THE BEST COMBINATION OF VOLTAGE,  
POWER, TORQUE AND SIZE



ALSO AVAILABLE

SKIN ONLY

Battery & charger  
not included

SP81222BU

## 16V IMPACT DRIVERS

SP81144

### 16V 1/4" HEX MINI IMPACT DRIVER

- No-Load Speed: 2300rpm
- Torque: 140Nm
- Capacity: 1/4" (6mm)
- Variable speed trigger with brake
- Powerful motor delivers 140Nm of torque
- Ergonomic soft grip handle
- Built-in LED light illuminates work area
- Weight: 1.08kg (With Battery)
- Charging Time: 1 hour auto cut-off (±10min)

#### SET INCLUDES

- 16v Mini 1/4" Hex Impact Driver
- 2.0Ah Max Lithium Battery Pack
- 16v Charger

TORQUE  
140Nm

SPEED  
2300RPM



### COMPACT POWER

THE BEST COMBINATION OF VOLTAGE,  
POWER, TORQUE AND SIZE



ALSO AVAILABLE

SKIN ONLY

Battery & charger  
not included

SP81144BU

## 16V SANDER/POLISHERS

SP81356

### 16V SANDER/POLISHER

#### ± SANDING & POLISHING ACCESSORIES

- Polisher No-Load speed: 0-1900rpm
- Sander No-Load speed: 0-1900rpm
- Polisher pad size: 3"
- Sander pad size: 2"
- Two speed gear box
- Variable speed switch
- Side handle included
- Ergonomic soft grip handle

#### SET INCLUDES

- 16V Polisher/Sander
- 2.0Ah Max Lithium Battery Pack
- 16V Charger
- 1X Handle
- 1X Wrench
- 1X Sanding Pad
- 1X Polishing pad
- 1X Yellow Sponge Bonnet
- 1X White Sponge Bonnet
- 2X Sanding Disc - Coarse
- 2X Sanding Disc - Fine
- 2X Sanding Paper - #120
- 2X Sanding Paper - #80



### COMPACT POWER

THE BEST COMBINATION OF VOLTAGE, POWER, TORQUE AND SIZE

**POLISHER SPEED**  
1900RPM

**SANDER SPEED**  
1900RPM

#### ALSO AVAILABLE



#### SKIN ONLY

Battery & charger not included

SP81356BU

+ SANDING & POLISHING ACCESSORIES

## 16V BELT SANDERS

SP81350-1

### 16V BELT SANDER

#### ± SANDING BELTS & SUPPORT ARMS

- No-Load speed: 6500rpm
- Capacity (belt sizes): 460 x 10mm & 330 x 10mm
- Two speed gear box
- Variable speed lever for control
- 8 position versatile adjustable arm for ease of use in tight confined spaces (1 position for storage)
- Quick change lock and release - Switch belts quickly and effortlessly

**SPEED**  
6500RPM

#### SET INCLUDES

- 16v Belt Sander - Skin Only
- 1x Belt support - 460 x 10mm
- 1x Belt support - 330 x 10mm
- 3x Sanding belt - 460 x 10mm
- 3x Sanding belt - 330 x 10mm
- 1x 2.0Ah Max Lithium Battery Packs
- 16v Charger



**ADJUSTABLE ARM**  
8 lockable positions

#### ALSO AVAILABLE



#### SKIN ONLY

Battery & charger not included

SP81350BU

+ SANDING BELTS & SUPPORT ARMS



## RECIPROCATING SAW

SP81354

### RECIPROCATING SAW

- No-Load speed: 0-3000spm
- Stroke length: 14mm
- Fast cutting action up to 3000 strokes per minute
- 14mm stroke length maximising user productivity
- Ergonomic soft grip handle
- Variable speed trigger with safety paddle switch
- Adjustable blade depth support
- Quick-release blade holder - no tools required
- Weight: 1.38kg (With Battery)
- Charging Time: 1 hour auto cut-off (±10min)

#### SET INCLUDES

- 16v Compact Reciprocating Saw
- Saw Blade 1x
- 1x 2.0Ah Max Lithium Battery Packs
- 16v Charger

**QUICK BLADE RELEASE**  
No tools required

**STROKE LENGTH**  
14mm

**SPEED**  
3000 Strokes P/Min



## COMPACT POWER

THE BEST COMBINATION OF VOLTAGE, POWER, TORQUE AND SIZE

ALSO AVAILABLE



**SKIN ONLY**

Battery & charger not included

SP81354BU

## 16V WORK LIGHT

SP81416BU

### 16V WORK LIGHT / FLASHLIGHT

- Adjustable head - 4 angle settings 90°, 120°, 150° & 180°
- Two light sources: 4pc LED light panel (40hrs @ 30Lux) & 28pc LED light panel (9Hrs @ 160Lux)
- Fold away hook
- LED life: 3000 hours

#### SET INCLUDES

- 16v Work Light/Flashlight

**ADJUSTABLE HEAD**  
4 Angle Settings

**SKIN ONLY**

Battery & charger not included

LUX  
**160 | 30**  
WORK LIGHT | TORCH



## TESTIMONIALS ★★★★★

"GOOD QUALITY TOOLS AT AFFORDABLE PRICES HAD SP TOOLS OVER 4 YEARS CAN'T GO WRONG"

MICHAEL MANGANO

"CAN'T LIVE WITHOUT THESE TOOLS, SP IS THE BEST"

MHACK BALILA

"BEST TOOLS I'VE OWNED"

RABEE MARIAM

"GET YOUR MONEY'S WORTH THAT'S FORESHORE"

DANIEL NIKOLOVSKI

"LOVE THESE SP TOOLS! THEY ARE A MUST HAVE!"

TIM JENKINS

"CAN'T GET MUCH BETTER, ... 5 YEARS STILL WORKING"

DANIEL CAWCUTT

## 16V GREASE GUNS



**COMPACT POWER**

THE BEST COMBINATION OF VOLTAGE, POWER, TORQUE AND SIZE

**PRESSURE**  
6000PSI

**CARTRIDGE**  
450cc

**FLOW RATE**  
70g Per Min

SP81513

### 16V INDUSTRIAL GREASE GUN

- 450cc cartridge size
- 750mm ultra-flexible hose
- 6000psi max delivery pressure
- 70g/min flow rate
- Air bleed valve simplifies air removal during loading
- Multiple loading options (cartridge, bulk & suction)
- Non-slip finish for better grip
- Charging Time: 1 hour auto cut-off

#### SET INCLUDES

- 16v Industrial Grease Gun
- 2.0Ah Max Lithium Battery Pack
- 16v Charger

## 16V BATTERY PACK

SP81983

### 16V BATTERY PACK LITHIUM-ION 2.0AH

The SP SX drive cordless range is powered by next-gen INR chemistry battery cells. The INR chemistry combines the safety and low resistance of Manganese and the high energy capacity of Nickel. When we combine these cells with Max Core electronics, the result is a battery pack with superior performance and safety or in simple terms, the very best available.



- Longer run time
- Less charging
- Power when you need it
- Stronger coated contacts
- Longer life - More than double the recharges of normal lithium batteries



## 16V CHARGER

SP81985

### 16V BATTERY CHARGER



SP multi function microprocessor controlled 12 & 16 volt battery charger features a 9 stage control and protection system

- Programmable over-charge voltage
- Receive charge termination signal
- End of charge current
- Over-charge voltage protection
- Temperature cut-off
- Over-charge current protection
- Safety charging time
- Short circuit protection



# CORDLESS TOOLS

> **18v**

## COMPACT, LIGHTWEIGHT & POWERFUL

While this voltage is used mainly in the building and construction industries, with the new high powermotors and batteries, cordless is moving into new fields.

169mm LONG INCLUDING ANVIL

### 18V IMPACT WRENCHES

SP81133

#### 18V 1/2"DR COMPACT BRUSHLESS IMPACT WRENCH

##### INDUSTRY LEADER

##### BRUSHLESS TECHNOLOGY

SP SX drive Brushless motors provide more runtime and superior power when compared to other leading brands. Using the highest quality components and industry best manufacturing process, we deliver the power that you need.... SP SX drive

**970NM**

**BOLT BUSTING TORQUE**

**LIGHTWEIGHT**

**2200RPM**

**NO LOAD SPEED**

**COMPACT DESIGN**

**ONLY 169MM LONG**

##### FEATURES

- Bolt Busting Torque: 970N-m
- Torque: 690N-m
- No-Load speed: 0-2200rpm
- Capacity: 1/2" (13mm)
- Variable speed switch with brake
- Powerful brushless motor
- Lightweight - 1.54kg (without battery)
- Compact design - Only 169mm long (Including anvil)
- Reversible
- Ergonomic soft grip handle

##### SET INCLUDES

- 18v Compact 1/2"Dr Brushless Impact Wrench
- 1x 5.0Ah Max Lithium Battery Packs
- 18v Charger

##### ALSO AVAILABLE

##### SKIN ONLY

Battery & charger not included

SP81133BU





## 18V IMPACT WRENCHES CONTINUED

SP81130-1

### 18V 1/2" DR IMPACT WRENCH

- Bolt Busting Torque: 1490N-m
- Torque: 1000N-m
- Capacity: 1/2" (13mm)
- Variable speed switch with brake
- Powerful motor
- Ergonomic soft grip handle
- Weight: 0.87kg (With Battery)
- Charging Time: 1 hour auto cut-off

#### SET INCLUDES

- 18v 1/2"Dr Impact Wrench
- 1x 5.0Ah Max Lithium Battery Packs
- 18v Charger

**BOLT BUSTING TORQUE**  
1490Nm



### EXTREME POWER

THE BEST COMBINATION OF VOLTAGE, POWER, TORQUE AND SIZE



#### ALSO AVAILABLE

#### SKIN ONLY

Battery & charger not included

SP81130BU

SP81140-1

### 18V 3/4" DR IMPACT WRENCH

- Bolt Busting Torque: 1788N-m
- Torque: 1100N-m
- Capacity: 3/4" (19mm)
- Variable speed switch with brake
- Powerful motor
- Ergonomic soft grip handle
- Weight: 0.87kg (With Battery)
- Charging Time: 1 hour auto cut-off

#### SET INCLUDES

- 18v 3/4"Dr Impact Wrench
- 1x 5.0Ah Max Lithium Battery Packs
- 18v Charger

**BOLT BUSTING TORQUE**  
1788Nm



### EXTREME POWER

THE BEST COMBINATION OF VOLTAGE, POWER, TORQUE AND SIZE



#### ALSO AVAILABLE

#### SKIN ONLY

Battery & charger not included

SP81140BU

## 18V IMPACT DRIVERS

SP81147

### 18V 1/4" HEX BRUSHLESS IMPACT DRIVER

- Capacity: 1/4" (6mm)
- Variable speed trigger
- Powerful brushless motor
- Ergonomic soft grip handle
- Weight: 1.67kg (With Battery)
- Charging Time: 1 hour auto cut-off (±10min)

SP SX drive gives you 3 speeds and 2 torque settings for all applications

	RPM	IPM	TORQUE
SET. 1	0-900	0-1000	10.7Nm
SET. 2	0-2100	0-2900	98Nm
SET. 3	0-3000	0-4000	205Nm
REVERSE	0-3000	0-4000	205Nm

#### SET INCLUDES

- 18v 1/4" Hex Impact Driver
- 1x 5.0Ah Max Lithium Batter
- 18v Charger



### EXTREME CONTROL

More control means reduced over-driving, breaking and stripping of screws.



#### ALSO AVAILABLE

#### SKIN ONLY

Battery & charger not included

SP81147BU



## 18V DRILL DRIVERS

SP81235

### 18V 13MM BRUSHLESS DRILL DRIVER 2 SPEED

- No-Load Speed: Low - 0-370rpm, High 0-1570rpm
- Torque: 32Nm
- Keyless chuck
- 10 selections clutch torque control
- Gear box with spindle lock function
- Variable speed trigger
- Weight: 1.6kg (With Battery)

#### SET INCLUDES

- 18v Compact 1/2" Dr (13mm) Drill Driver
- 5.0Ah Max Lithium Battery Packs
- 18v Charger

**SPEED**  
Low: 0-370RPM  
High: 0-1570RPM

**KEYLESS CHUCK**

32Nm

**CLUTCH CONTROL**  
10 Torque Selections



### EXTREME POWER

THE BEST COMBINATION OF VOLTAGE, POWER, TORQUE AND SIZE



ALSO AVAILABLE

**SKIN ONLY**

Battery & charger not included

SP81235BU

## 18V CUT OFF/ANGLE GRINDER

SP81313-1

### 18V BRUSHLESS 5" CUT OFF/ANGLE GRINDER

- No-Load Speed: 7000rpm
- High Torque
- Powerful brushless induction motor delivering high torque
- Wheel Size: 5" (125mm)
- Weight: 2.14kg (With Battery)
- Charging Time: 1 hour auto cut-off (±10min)

#### SET INCLUDES

- 18v Brushless 5" Cut off/Angle Grinder
- 5.0Ah Max Lithium Battery Packs
- 18v Charger

**SPEED**  
7000RPM

**HIGH TORQUE**



ALSO AVAILABLE

**SKIN ONLY**

Battery & charger not included

SP81313BU



## 18V RIVETER

SP81376

### 18V INDUSTRIAL RIVETER

**PULLING FORCE**  
2000kg

**HIGH CAPACITY**  
± 1300 rivets on one charge

- High capacity: Sets ± 1300 rivets on one charge (650 stainless 6.4mm rivets off 1x 4.0ah battery charge)
- Powerful brushless motor with a max pulling force of 2000Kg
- Designed for heavy duty industrial usage
- Ergonomic soft grip handle for comfortable use
- Suits all materials - aluminium, steel & stainless steel
- Includes interchangeable nozzles
- Attached collection bottle
- Weight: 2.40kg (With Battery)
- Charging Time: 1 hour auto cut-off (±10min)

#### SETS RIVET SIZES

- Metric: 2.0, 3.2, 4.0, 4.8, & 6.4mm
- SAE: 5/64", 1/8", 5/32", 3/16" & 1/4"

#### SET INCLUDES

- 18v Industrial Riveter
- 2x 5.0Ah Max Lithium Battery Packs
- 18v Charger

#### SETS RIVET SIZES



2.0mm 3.2mm 4.0mm 4.8mm 6.4mm



## EXTREME POWER

THE BEST COMBINATION OF VOLTAGE, POWER, TORQUE AND SIZE

#### ALSO AVAILABLE

#### SKIN ONLY

Battery & charger not included

SP81376BU



## 18V BATTERY PACKS

### 18V BATTERY PACKS LITHIUM-ION



**MAX LITHIUM**

#### AVAILABLE IN 3 OPTIONS

AMP HOURS (Ah)	MODEL
2.0Ah	SP81994
4.0Ah	SP81997
5.0Ah	SP81998

The SP SX drive cordless range is powered by next-gen INR chemistry battery cells. The INR chemistry combines the safety and low resistance of Manganese and the high energy capacity of Nickel. When we combine these cells with Max Core electronics, the result is a battery pack with superior performance and safety or in simple terms, the very best available.

- Longer run time
- Less charging
- Power when you need it
- Stronger coated contacts
- Longer life - More than double the recharges of normal lithium batteries

## 18V CHARGER

SP81989

### 18V BATTERY CHARGER

SP multi function microprocessor controlled 18 volt battery charger features a 9 stage control and protection system

- Programmable over-charge voltage
- End of charge current
- Temperature cut-off
- Safety charging time
- Receive charge termination signal
- Over-charge voltage protection
- Over-charge current protection
- Short circuit protection









# 11

# AIR TOOLS

SP AIR IS THE WORLDS PREMIUM MANUFACTURER OF PNEUMATIC TOOLS. FOR OVER 45 YEARS WE HAVE DEVELOPED AND MANUFACTURED AIR TOOLS TO SUIT BOTH AUTOMOTIVE AND INDUSTRIAL APPLICATIONS. WE CONTINUE TO LEAD THE WORLD BY USING INNOVATIVE TECHNOLOGY AND MATERIALS TO CREATE TOOLS THAT SIMPLY OUTLAST ALL THE OTHERS.







# AIR TOOLS

SP have developed and manufactured air tools to suit both automotive and industrial applications and continue to lead the world by using innovative technology and materials to create tools that simply outlast all the others.



## IMPACT RATCHET WRENCHES



**3x**  
FASTER  
THAN NORMAL  
MINI RATCHETS



SP-7720A

### 1/4" DR IMPACT RATCHET WRENCH MINI

#### SPECIFICATIONS

- Hand Torque: 10 - 41Nm
- Length: 155mm
- Capacity: 6.35mm
- Air consumption: 396L/min Max

1/4"  
DRIVE

#### FEATURES

- 3x Faster than normal mini ratchets
- Ideal for work around engines where room is limited
- Induction hardened ratchet head to increase the life of your tool
- Single dog hammer mechanism
- Heavy duty metal body
- Ergonomic design reduces fatigue
- Lever handle for throttle control
- Forward/reverse



**3x**  
FASTER  
THAN NORMAL  
MINI RATCHETS



SP-7722A

### 3/8" DR IMPACT RATCHET WRENCH MINI

#### SPECIFICATIONS

- Hand Torque: 10 - 41Nm
- Length: 155mm
- Capacity: 10mm
- Air consumption: 396L/min Max

3/8"  
DRIVE

#### FEATURES

- 3x Faster than normal mini ratchets
- Ideal for work around engines where room is limited
- Induction hardened ratchet head to increase the life of your tool
- Single dog hammer mechanism
- Heavy duty metal body
- Ergonomic design reduces fatigue
- Lever handle for throttle control
- Forward/reverse

## RATCHET WRENCHES



SP-1761

### 1/4" DR RATCHET WRENCH

#### SPECIFICATIONS

- Hand Torque: 41Nm
- Length: 170mm
- Capacity: 6.35mm
- Air consumption: 485L/min Max

1/4"  
DRIVE

#### FEATURES

- Ideal for engine repairs, interiors etc. super compact!
- Induction hardened ratchet head to increase the life of your tool
- Heavy duty metal body
- Ergonomic design reduces fatigue
- Lever handle for throttle control
- Adjustable speed and power
- Forward/reverse



## CONTINUED RATCHET WRENCHES

SP-1763

### 3/8" DR RATCHET WRENCH

#### SPECIFICATIONS

- Hand Torque: 41Nm
- Length: 170mm
- Capacity: 12mm
- Air consumption: 485L/min Max

#### FEATURES

- Ideal for engine repairs, interiors etc. super compact!
- Induction hardened ratchet head to increase the life of your tool
- Heavy duty metal body
- Ergonomic design reduces fatigue
- Lever handle for throttle control
- Adjustable speed and power
- Forward/reverse

3/8" DRIVE



SP-1139

### 3/8" DR RATCHET WRENCH

#### SPECIFICATIONS

- Hand Torque: 68Nm
- Length: 265mm
- Capacity: 12mm
- Air Consumption: 170L/min Average\*

#### FEATURES

- Ideal for engine repairs, tune-ups and radiator work
- Induction hardened ratchet head to increase the life of your tool
- Heavy duty aluminium body
- Ergonomic design reduces fatigue
- Lever handle for throttle control
- Forward/reverse

3/8" DRIVE



SP-1139-2

### 1/2" DR RATCHET WRENCH

#### SPECIFICATIONS

- Hand Torque: 68Nm
- Length: 265mm
- Capacity: 16mm
- Air Consumption: 170L/min Average\*

#### FEATURES

- Ideal for engine repairs, tune-ups and radiator work
- Induction hardened ratchet head to increase the life of your tool
- Heavy duty aluminium body
- Ergonomic design reduces fatigue
- Lever handle for throttle control
- Forward/reverse

1/2" DRIVE



## IMPACT WRENCHES

SP-7825

### 3/8" DR IMPACT WRENCH - COMPACT

#### SPECIFICATIONS

- Bolt Busting Torque: 110Nm
- no load speed: 17.000
- Length: 110mm
- Capacity: 12mm
- Weight: 0.68 kg
- Air consumption: 468L/min Max

#### FEATURES

- Ideal for mechanical workshops
- 93mm Head (including anvil) - Perfect for hard to reach and confined areas
- Twin dog hammer mechanism
- 5 torque settings
- Forward/reverse
- Handle exhaust

3/8" DRIVE



TWIN DOG HAMMER



+SUPER SILENT

## IMPACT WRENCHES

93mm  
INCLUDING ANVIL



### COMPACT DESIGN

93mm Long Inc. Anvil.  
Perfect for confined spaces



SINGLE DOG HAMMER

SP-1142

### 1/2" DR IMPACT WRENCH - COMPACT

#### SPECIFICATIONS

- Bolt Busting Torque: 970Nm
- Max Torque: 705Nm
- Length: 93mm
- Capacity: 16mm
- Weight: 1.33 kg
- Air consumption: 158L/min Max

#### FEATURES

- Ideal for mechanical workshops
- 93mm Head (including anvil) - Perfect for hard to reach and confined areas
- Single dog hammer mechanism
- 3 torque settings
- Forward/reverse
- Handle exhaust

1/2"  
DRIVE



### ULTRA LIGHT DESIGN

Composite body for ultra light body, less than 1kg! and 875nm!



TWIN DOG HAMMER

SP-7147Ex

### 1/2" DR IMPACT WRENCH - COMPACT

#### SPECIFICATIONS

- Bolt Busting Torque: 870Nm
- Max Torque: 680Nm
- Length: 119mm
- Capacity: 16mm
- Weight: 0,94 kg
- Air consumption: 158L/min Max

#### FEATURES

- Ideal for mechanical workshops
- 119mm Head (including anvil) - Perfect for hard to reach and confined areas
- Twin dog hammer mechanism
- 4 torque settings
- Forward/reverse
- Handle exhaust
- Super silent!

1/2"  
DRIVE



+SUPER SILENT



SP-9840

### 1/2" DR IMPACT WRENCH

#### SPECIFICATIONS

- Bolt Busting Torque: 1763Nm
- Max Torque: 1110Nm
- Length: 190mm
- Capacity: 16mm
- Weight: 2,1 kg
- No load speed: 8500RPM
- Air consumption: 158L/min Max

#### FEATURES

- Ideal for the automotive and tyre industry
- Industrial twin dog hammer mechanism
- 4 torque settings
- Forward/reverse
- Handle exhaust

1/2"  
DRIVE



MAGNESIUM HAMMER CASE - ULTRA LIGHTWEIGHT



TWIN DOG HAMMER

SP-9845

### 1/2" DR IMPACT WRENCH - EXPERT SERIES

#### SPECIFICATIONS

- Bolt Busting Torque: 2170Nm
- Max Torque: 1283Nm
- Length: 179mm
- Capacity: 16mm
- Weight: 1,65 kg
- No load speed: 8500RPM
- Air consumption: 158L/min Max

#### FEATURES

- Ideal for the automotive and tyre industry
- Industrial twin dog hammer mechanism
- magnesium hammer case for lightweight & durability
- 4 torque settings
- Forward/reverse
- Handle exhaust
- Working pressure till 12bar

1/2"  
DRIVE

HIGH TORQUE



## CONTINUED **IMPACT WRENCHES**



SP-9850

### 3/4" DR IMPACT WRENCH - EXPERT SERIES

3/4" DRIVE

#### SPECIFICATIONS

- Bolt Busting Torque: 2170Nm
- Max Torque: 1283Nm
- Length: 198mm
- Capacity: 25mm
- Weight: 1,85 kg
- No load speed: 8500RPM
- Air consumption: 158L/min Max

#### FEATURES

- Ideal for the trucking and tyre industry as well as industrial applications
- Industrial induction hardened, twin dog hammer mechanism
- 4 torque settings
- Forward/reverse
- Handle exhaust
- Ultra lightweight
- Working pressure till 12bar



SP-9855

### 3/4" DR IMPACT WRENCH - EXPERT SERIES

3/4" DRIVE

HIGH TORQUE

#### SPECIFICATIONS

- Bolt Busting Torque: 3390Nm
- Max Torque: 2092Nm
- Length: 209mm
- Capacity: 25mm
- Weight: 3.0 kg
- No load speed: 6000RPM
- Air consumption: 198L/min Max

#### FEATURES

- Ideal for the trucking and tyre industry as well as industrial applications
- Industrial induction hardened, twin dog hammer mechanism
- 4 torque settings
- Forward/reverse
- Handle exhaust
- Ultra lightweight
- Working pressure till 12bar

SP-9860

### 1" DR IMPACT WRENCH - EXPERT SERIES

1" DRIVE

HIGH TORQUE

#### SPECIFICATIONS

- Bolt Busting Torque: 3390Nm
- Max Torque: 2092Nm
- Length: 219mm
- Capacity: 45mm
- Weight: 3.15 kg
- No load speed: 6000RPM
- Air consumption: 198L/min Max

#### FEATURES

- Ideal for the trucking and tyre industry as well as industrial applications
- Industrial induction hardened, twin dog hammer mechanism
- 4 torque settings
- Forward/reverse
- Handle exhaust
- Ultra lightweight
- Working pressure till 12bar



## IMPACT WRENCHES CONTINUED



SINGLE DOG HAMMER

EXTREME TORQUE

SP-1193GE6

### 1" DR SUPERGUN IMPACT WRENCH LONG ANVIL - 6"


#### SPECIFICATIONS

- Bolt Busting Torque: 3500Nm
- Max Torque: 3000Nm
- Length: 560mm
- Capacity: 45mm
- Weight: 12.50kg
- Air consumption: 1130L/min Max

#### FEATURES

1" DRIVE

- Ideal for industrial applications
- Induction hardened, industrial single dog hammer mechanism
- Adjustable torque settings
- Heavy duty
- High Torque
- Multi position handle



SINGLE DOG HAMMER

EXTREME TORQUE

SP-1192DX6

### 1" DR SUPERGUN IMPACT WRENCH LONG ANVIL - 6" LIGHTWEIGHT

#### SPECIFICATIONS

- Bolt Busting Torque: 3260Nm
- Max Torque: 2700Nm
- Length: 572mm
- Capacity: 45mm
- Weight: 7.90kg
- Air consumption: 1130L/min Max

#### FEATURES

1" DRIVE

- Ideal for industrial applications
- Induction hardened, industrial single dog hammer mechanism
- Adjustable torque settings
- Heavy duty
- High Torque
- Multi position handle



ERGONOMIC HANDLE

GT3800LX1.5

### 1" DR SUPERGUN IMPACT WRENCH SHORT ANVIL - 1.5" ERGONOMIC

#### SPECIFICATIONS


- Bolt Busting Torque: 3800Nm
- Length: 458mm
- Capacity: 45mm
- Weight: 8,8kg
- Air consumption: 1130L/min Max

#### FEATURES

1" DRIVE

- Ideal for industrial applications
- Induction hardened, industrial single dog hammer mechanism
- Handle position forces a ergonomic pose
- Heavy duty
- High Torque

**VESSEL**



ERGONOMIC HANDLE

GT3800LX

### 1" DR SUPERGUN IMPACT WRENCH LONG ANVIL - 6" ERGONOMIC

#### SPECIFICATIONS

- Bolt Busting Torque: 3800Nm
- Length: 572mm
- Capacity: 45mm
- Weight: 9,8kg
- Air consumption: 1130L/min Max

#### FEATURES

1" DRIVE

- Ideal for industrial applications
- Induction hardened, industrial single dog hammer mechanism
- Handle position forces a ergonomic pose
- Heavy duty
- High Torque

**VESSEL**



## DIE GRINDERS

SP-1201

### 1/4" DIE GRINDER MEDIUM - STRAIGHT

#### SPECIFICATIONS

- Free speed: 20,000rpm
- Length: 146mm
- Capacity: 6.35mm
- Weight: 0.53Kg
- Air Consumption: 240L/min Average\*
- Air inlet size: 1/4" NPT
- Air hose size: 3/8" Inside I.D

#### FEATURES

- Ideal for neatening welds, smoothing sharp edges, de-burring, porting, polishing and grinding back metals
- Graduated trigger control
- Safety lock throttle lever prevents accidental start up
- Lightweight, durable, heavy duty robust alloy body
- Ergonomic design handle
- Front exhaust



SP-1202

### 1/4" DIE GRINDER ANGLE HEAD

#### SPECIFICATIONS

- Free speed: 18,000rpm
- Length: 175mm
- Capacity: 6.35mm
- Weight: 0.40Kg
- Air pressure: 90psi
- Air Consumption: 154L/min Average\*
- Air inlet size: 1/4" NPT
- Air hose size: 3/8" Inside I.D

#### FEATURES

- 90° angle head, ideal in tight spaces
- Graduated trigger control
- Safety lock throttle lever prevents accidental start up
- Lightweight, durable, heavy duty composite body
- Ergonomic design cushion grip handle
- Built-in power regulator
- Rear exhaust



## DRILLS

SP-1529

### 3/8" DR DRILL - PISTOL TYPE KEYLESS - REVERSIBLE

#### SPECIFICATIONS

- Free Speed: 2,200RPM
- Capacity: 10mm
- Length: 175mm
- Weight: 1.20kg

#### FEATURES

- Geared keyless chuck (2 gear, caged)
- Easy to manoeuvre and work with in the workshop
- Soft-grip handles for less vibration and comfort
- High quality aluminium body
- handle Exhaust



SP-1531

### 1/2" DR DRILL - PISTOL TYPE KEYLESS - REVERSIBLE

#### SPECIFICATIONS

- Free Speed: 700RPM
- Capacity: 13mm
- Length: 188mm
- Weight: 1.40kg

#### FEATURES

- Geared keyless chuck (double, caged)
- Easy to manoeuvre and work with in the workshop
- Soft-grip handles for less vibration and comfort
- High quality aluminium body
- handle Exhaust



## DRILLS



SP-1523D

### STRAIGHT DRILL TYRE BUFFER

#### SPECIFICATIONS

- Free Speed: 4000RPM
- Capacity: 9,5mm
- Length: 192mm
- Air Consumption: 170L/min Average\*
- Weight: 0.76kg

## ANGLE GRINDER



SP-2257

### ANGLE GRINDER AUTOMOTIVE - 125MM

#### SPECIFICATIONS

- Free Speed: 11,000RPM
- Capacity: 125mm
- Length: 225mm
- Air Consumption: 170L/min Average\*
- Weight: 1.76kg

#### FEATURES

- Spiral bevel gears for low vibration
- Safety lock throttle lever prevents accidental start up
- Side handle

## AIR SAW

SP-313

### AIR SAW - STRAIGHT

#### SPECIFICATIONS

- Free Speed: 10,000 Strokes per min.
- Capacity: 1.6mm
- Length: 235mm
- Air Consumption: 108L/min Average\*
- Front Exhaust
- Ideal for the automotive industry

#### SET INCLUDES

- Straight Air Saw
- 24 teeth blade

#### SPEED

10000 Strokes P/Min



## SANDERS/POLISHERS

SP-1330H

### DISC SANDER 2" (50MM)

#### SPECIFICATIONS

- Free Speed: 12,000RPM
- Length: 125mm
- Capacity: 50mm
- Air Consumption: 469L/min Max
- Weight: 0.67kg

#### FEATURES

- Multiple speed settings
- Ergonomic grip/trigger designed for operator comfort





## SANDERS/POLISHERS

SP-2331H

### GASKET SANDER KIT 2" (50MM)

#### SPECIFICATIONS

- Free Speed: 16,000RPM
- Capacity: 50mm
- Thread size: 6mm x 1.25mm Pitch
- Weight: 1.8kg

#### SANDER FEATURES

- Multiple speed settings
- Ergonomic grip/trigger designed for operator comfort
- Lightweight composite body

#### KIT INCLUDES

- 50mm (2") Gasket Sander
- 4x Surface Prep Discs (Medium Grit)
- 8x Surface Prep Discs (Coarse Grit)
- 4x Sanding Discs (#120 Grit)
- 4x Sanding Discs (#80 Grit)
- Housed in heavy duty blow mould storage case



SP-2370

### BELT SANDER 10MM

#### SPECIFICATIONS

- Free Speed: 16,000RPM
- Length: 275mm
- Capacity: 10 x 330mm
- Air Consumption: 647L/min Max
- Weight: 1kg

#### FEATURES

- 360° adjustable sanding arm
- Heavy duty lightweight construction
- Quick change belt replacement lever
- Graduated trigger control
- Ergonomic design cushion grip handle
- Includes 2 piece 10mm sanding belts

#### KIT INCLUDES

- Belt Sander
- 1x 80 grit belt
- 1x 120 grit belt



IDEAL FOR EFFORTLESS REMOVAL OF RUST, MILL SCALE, PAINT ETC FROM METAL SURFACES

## NEEDLE SCALERS

SP-2680

### NEEDLE SCALER STRAIGHT - HEAVY DUTY

- Needle diameter: 1/8 x 7
- Number of needles: 19
- Length: 458mm
- Weight: 3kg
- Air Consumption: 70L/min Average \*



SP-2472

### NEEDLE SCALER STRAIGHT - COMPOSITE

- Needle diameter: 1/8 x 7
- Number of needles: 12
- Length: 345mm
- Weight: 2.4kg
- Needles adjust automatically to contours
- Air Consumption: 70L/min Average \*



SP-2482

### NEEDLE SCALER PISTOL

- Needle diameter: 1/8 x 7
- Number of needles: 19
- Length: 330mm
- Weight: 2.7kg
- Needles adjust automatically to contours
- Air Consumption: 70L/min Average \*



# AIR TOOL ACCESSORIES

## OIL & LUBRICANTS



### AIR TOOL LUBRICANT

AVAILABLE IN 3 SIZES

BOTTLE SIZE	MODEL
500ml	SPA0500s
1 Litre	SPA01000s

Premium quality air tool oil, specially formulated to lubricate and protect air tools as well as maximise performance and prolong service life. Designed to prevent wear, rust and oxidation to ensure a reliable and trustworthy tool that is always ready to tackle the job at hand.

- Lubricates and Protects
- Removes Moisture
- Maximises Tool Performance
- Prolongs Tool Life
- Premium Quality Oil

## INLINE OILERS

MOL-21

### INLINE MINI AIR TOOL OILER / LUBRICATOR

- Provides automatic constant lubrication for air tools, when placed inline
- Drip feeds lubricant to air tool
- Transparent reservoir lets you see when oil level is low
- Extends air tools service life by ensuring the tool is constantly well lubricated
- 1/4" BSP



DRIP FEEDS LUBRICANT



## FITTED AIR HOSES

### FITTED AIR HOSES PREMIUM QUALITY

- Made from a super lightweight engineered hybrid polymer - 30% lighter than regular rubber hoses
- Unique no-memory technology - Hose will lay flat and not curl when unrolled from storage
- Extreme all-weather flexibility even in sub-zero conditions (Temp. range: -40°C ~ 80°C)
- Kink resistant under pressure
- Extreme durability - Oil and abrasion resistant
- Max working pressure: 300PSI
- Swaged, 1/4" One-Touch quick release Nitto style couplers, this hose is built to last
- UV treated

**EXTREME FLEXIBILITY**

**PREMIUM QUALITY**

**HIGH VISIBILITY SAFETY ORANGE**



**ABRASION RESISTANT**

- Extreme flexibility
- Abrasion resistant
- Easy to roll up for quick and effortless storage
- High visibility safety orange
- No memory technology
- Anti-kink

#### ONE-TOUCH COUPLERS

- One-Touch Nitto™ style
- Swaged hose clamps
- 10mm / 3/8" I.D



#### SECURELY CRIMPED ASSEMBLY OF HOSE, COUPLING BARB & FERRULE



Securing these fittings by crimping provides an interlocking assembly of hose, coupling barb and ferrule - maximising the hose assembly's sealing and assuring a 300psi working pressure.



#### ANTI-KINK HYBRID POLYMER MATERIAL BONDED WITH POLYESTER BRAID

These combined materials remain flexible in a temperature range between -5°C to 65°C and has the added advantage that it will not kink under pressure.

The unique no memory characteristics of the Hybrid Polymer ensures a hose that will lay flat and not curl when unrolled from storage



**LENGTH**

15 Meters

**MODEL**

SP66-15N

SPHR15

### RETRACTABLE AIR HOSE WALL MOUNTED 15 METERS

EQUIPPED WITH A LARGE 15m PREMIUM GRADE AIR HOSE, THIS MOUNTED REEL PROVIDES YOU WITH THE FREEDOM TO MOVE ALL OVER YOUR WORKSHOP FROM A SINGLE CONNECTION.

- 15m outlet hose, made to withstand the intense environment of a modern-day workshop
- Heavy duty adjustable feed lock ensures the hose won't retract while it is in use
- Spring loaded design, a firm tug will cause the reel to quickly and neatly retract
- Includes heavy duty steel 180° swivel bracket to firmly mount the hose reel
- 1.5m Leader hose
- Sturdy carry handle provides portability around the workshop
- Max working pressure: 300psi (20bar)
- 3/8" Air hose diameter
- Working temperatures: -25° to 45°C

#### PREMIUM QUALITY HOSE:

- Extreme flexibility
- Abrasion resistant
- High visibility safety orange
- No memory technology
- Anti-kink
- UV treated



#### PREMIUM AIR HOSE

Equipped with a large 15m premium grade anti kink, high vis, UV treated air hose

#### FEED LOCK

Heavy duty adjustable feed lock ensures the hose won't retract while it is in use.

#### 180° SWIVEL BRACKET

Includes heavy duty steel 180° swivel bracket to firmly mount the hose reel



NOTE: QUICK CONNET FITTING NOT INCLUDED - AVAILABLE SEPERATELY

## AIR SAW BLADES

### AIR SAW BLADES PACKS OF 5

TEETH	FOR CUTTING	MODEL
32 Teeth	STEEL	SAWB100
24 Teeth	ALUMINIUM	SAWC100



5 BLADES IN EACH PACK

## SANDER ABRASIVE DISCS AND ACCESSORIES

### 2" GASKET SANDER DISCS 4 PACK



- Packs of 4 Discs
- Fine disc for use on aluminium cylinder heads
- Course disc for use on cast iron cylinder heads
- Suits 2" (50mm) gasket sanders

#### GRIT TYPE

TYPE	MODEL
Fine	SP-2051
Course	SP-2053

SP-205A

### 2" GASKET SANDER PAD & SPINDLE

- Pad - 2"
- Spindle



## AIR DUSTERS

### AIR DUSTERS

- Provides a controlled flow of air, ideal for the cleaning of machinery
- Long angled nozzle provides for convenient, fast & easy access for a wide range of applications
- Air inlet thread NPT: 1/4"

SP-111

**STANDARD NOZZLE**  
• Length: 114mm

SP-112

**LONG NOZZLE**  
• Length: 330mm

SP-113

**EXTRA LONG NOZZLE**  
• Length: 508mm

AVAILABLE IN 3 SIZES





## SP Tool Boxes - 24 Month Warranty

SP tool boxes are covered against manufacturing defects or faulty materials. This warranty does not cover overloading, abuse misuse and normal wear & tear. Tool chests are designed for use in a workshop situation. The warranty does not cover the use of chests in a mobile situation. All warranty claims must be returned to an authorized SP Tool dealer.

## SP Hand Tools - Lifetime Warranty

SP Hand Tools are covered against manufacturing defects or faulty materials. This warranty does not cover overloading, abuse, misuse and normal wear & tear. All SP Hand Tools are designed and manufactured for specific purposes and if not used for that intended purpose they will not be covered by the lifetime warranty. Tools that fail due to manufacturing defects or faults may be returned to an authorized SP Tool dealer for repair or replacement at the sole discretion of SP Tools Europe BV. Exemptions - All measuring equipment (12 month warranty), Battery operated tools (24 month warranty), Air tools (12 month warranty) striking and cutting tools, batteries(12 months), impact sockets (exempt from warranty)

## SP Automotive Speciality Tools - 12 Month Warranty

SP Automotive Speciality Tools are covered against manufacturing defects or faulty materials. This warranty does not cover overloading, abuse, misuse and normal wear and tear. All SP Automotive Speciality Tools are designed and manufactured for specific purpose and if not used for that intended purpose they will not be covered by the 12 month warranty. Tools that fail due to manufacturing defects or faults must be returned to an authorized SP Tool dealer for repair or replacement at the sole discretion of SP Tools Europe.

## SP Air Tools- 12 Month Warranty

SP Air Tools are warranted for 12 months from the date of sale to the end user. This warranty covers faulty workmanship and materials only. Such accessories as pad, blades, retainer springs, chisels, chucks and any other such attachments are not included. Products which are being claimed for warranty are to be returned to an authorized SP Tool dealer with your name and address with adequate proof of date of purchase and a short description of the defect. This warranty does not apply to products which have been abused, misused, modified or repaired by anyone other than an approved SP Tools repair agent. SP Tools Europe's sole liability under this warranty is limited to the repair or replacement of the defective product. The decision to repair or replace remains solely at the discretion of SP Tools Europe BV only and the repairs or replacement are warranted as described above for the remainder of the original warranty.

## SP Cordless Tools- 24 Month Warranty


SP Cordless Tools are warranted for 24 months from the date of sale to the end user. Batteries are warranted for 12 months. This warranty covers faulty workmanship and materials only. Products which are being claimed for warranty are to be returned to an authorized SP Tool dealer with your name and address with adequate proof of date of purchase and a short description of the defect. This warranty does not apply to products which have been abused, misused, modified or repaired by anyone other than an approved SP Tools repair agent. SP Tools Europe's sole liability under this warranty is limited to the repair or replacement of the defective product. The decision to repair or replace remains solely at the discretion of SP Tools Europe BV only and the repairs or replacement are warranted as described above for the remainder of the original warranty.

© Copyright

Reproduction of this catalogue, whole or in part, is prohibited without written approval from SP Tools Europe BV  
SP Tools logos are registered trade marks and should not be reproduced without written approval from SP Tools Europe BV  
Torx® is a registered trademark of Textron Inc. Phillips® is a registered trademark of The Phillips Screw Co.

Whilst every effort is made to ensure that product information is correct at time of print, we reserve the right to correct printing errors.






THE SP TOOLS RANGE IS AVAILABLE FOR PURCHASE ONLINE AT:

**SPTOOLS.EU**

AND AT YOUR NEAREST SP TOOLS DEALER



STORE FINDER AVAILABLE ONLINE



CAT-SP24EU1